



Send us a Friend Request on www.Facebook.com/StardustBowl3

League Standing Sheets are on www.BowlStardust.com Sign up for Email Alerts
~Join our Email List! Get League updates, Open Bowl Specials & Coupons!

===== U P C O M I N G T O U R N A M E N T S =====

~King of the Hill Wednesday's @ 7:00pm May 19 - Aug 18
~40 Frame Game Tournament: ALL Summer May 15 - August 15 Any Day, Any Time
~Join a fall league & qualify for the Bowler of the Year Tournament in May



House Jackpots (For Adults) - Enter by the 3rd Frame

~Strike Lotto \$2.00 Entry @ the Front Desk 180 & Under 181 & Over Divisions
~High Roller Jackpot. You Bowl It, You Win a % of the Jackpot!
270-279 = 10% 280-289 = 15% 290-299 = 25% ~300~ = 50%



Team Standings

Place	Lane	#	Team Name	Points Won	Points Lost	%Won	Team Ave	HDCP	Scratch Pins	Pins + HDCP	High Game	HDCP Game	High Sers	HDCP Sers	Games Won
1	34	11	SEEK & DESTROY	69	15	82.1	798	45	28676	31124	937	986	2673	2820	29
2	25	1	DILLIGAF	51	33	60.7	623	194	21842	29915	768	1004	1974	2682	20
3	33	9	Team 9	48	36	57.1	764	67	27008	29717	871	971	2483	2675	21
4	24	14	Team 14	47	37	56.0	480	324	12960	21708	480	804	1440	2412	20
5	28	4	Team 4	43	41	51.2	759	82	26666	30152	871	950	2355	2619	18
6	31	7	VANDELAY INDUSTRI	42	42	50.0	557	252	18115	27145	684	944	1790	2589	18½
7	30	6	Team 6	41	43	48.8	595	223	21550	29800	774	1005	2094	2787	18
8	27	3	Team 3	41	43	48.8	569	243	21434	26690	849	970	2410	2710	17
9	26	2	BFF	37	47	44.0	702	122	23387	29492	828	941	2246	2604	16
10	35	12	Pocket Change	35	49	41.7	522	285	15617	24137	648	897	1828	2542	16
11	29	5	FUBAR	32	52	38.1	548	260	19694	28718	609	864	1769	2546	14½
12	32	8	Team 8	31	53	36.9	607	213	21646	29632	682	912	1905	2576	13
13	36	13	Team 13	31	53	36.9	480	324	15840	26532	480	804	1440	2412	14
14	23	10	Team 10	21	63	25.0	475	327	14129	24333	485	820	1383	2388	9

Review of Last Week's Bowling.....

Lanes	Team Name	HDCP -1-	HDCP -2-	HDCP -3-	HDCP Total	Last Wk WON	Team Name	HDCP -1-	HDCP -2-	HDCP -3-	HDCP Total	Last Wk WON
23-24	Team 10	782	782	782	2346	0	Team 14	804	804	804	2412	7
25-26	Team 6	863	790	817	2470	0	SEEK & DESTROY	870	801	836	2507	7
27-28	Pocket Change	807	759	822	2388	5	Team 3	0	0	0	0	0
29-30	Team 13	804	804	804	2412	2	Team 4	900	800	834	2534	5
31-32	BFF	863	834	783	2480	5	Team 8	818	792	826	2436	2
33-34	DILLIGAF	864	1004	814	2682	3	Team 9	868	875	827	2570	4
35-36	FUBAR	823	764	807	2394	5	VANDELAY INDUST	0	0	0	0	0

Lane Assignments

23-24 25-26 27-28 29-30 31-32 33-34 35-36
13 08/12 10-14 1-2 3-4 5-6 7-8 9-11 12-13 *Manually assigned*

Individual High Averages

Men	Women	Boys	Girls
219.64 Bob Snow	143.76 Kathy Belzeski	221.00 Bradley Fisher	188.30 Autumn Snow
215.90 Derek Skievaski	124.68 Sherry Huizeng	214.32 Nate Huizenga	156.73 Kelly Belzeski
210.70 Montel Jones	105.61 Peggy Mitchell	200.36 Colin Young	123.60 Savannah Skie
204.24 Rich Kozora		190.00 Steve Wagner	118.88 Kyleigh Buher
203.17 Don Dorsch		177.30 Joey Dorsch	100.67 Faith Kozora
201.06 Alex Wojciecho		153.40 Mike Frey	
200.46 Pat Cobban		152.85 Kyle Dickelman	
200.43 Ron Frey		151.90 Adam Cobban	
194.53 Rick Sinkiewicz		149.23 Richard Stange	
185.41 Rich Fisher		138.36 Marty Jean	

Season High Scores

Team Scratch Game	Team Scratch Series	Team Handicap Game	Team Handicap Series
937 SEEK & DESTROY	2673 SEEK & DESTROY	1005 Team 6	2820 SEEK & DESTRO

Team Scratch Game		Team Scratch Series		Team Handicap Game		Team Handicap Series	
871	Team 4	2483	Team 9	1004	DILLIGAF	2787	Team 6
871	Team 9	2410	Team 3	986	SEEK & DESTROY	2710	Team 3
Scratch Game		Scratch Series		Handicap Game		Handicap Series	
Men	299 Rich Kozora	760	Don Dorsch	318	Don Dorsch	820	Don Dorsch
	298 Don Dorsch	747	Rich Kozora	308	Rich Kozora	774	Rich Kozora
	287 Montel Jones	738	Bob Snow	298	Michael DalSanto	755	Pat Cobban
	279 Ron Frey	730	Montel Jones	292	Rich Fisher	753	Alex Wojciechowski
	279 Bob Snow	722	Derek Skievaski	291	Ron Frey	743	TJ Freeborn
Women	207 Kathy Belzeski	520	Kathy Belzeski	274	Kathy Belzeski	709	Kathy Belzeski
	168 Sherry Huizenga	424	Sherry Huizenga	259	Peggy Mitchell	706	Sherry Huizenga
	162 Peggy Mitchell	414	Peggy Mitchell	258	Sherry Huizenga	705	Peggy Mitchell
Boys	279 Nate Huizenga	752	Bradley Fisher	295	Bradley Fisher	824	Bradley Fisher
	279 Colin Young	716	Colin Young	290	Colin Young	761	Colin Young
	277 Bradley Fisher	711	Nate Huizenga	281	Nate Huizenga	755	Richard Stanger
	252 Steve Wagner	665	Steve Wagner	277	Joey Dorsch	728	Steve Wagner
	245 Joey Dorsch	616	Joey Dorsch	276	Richard Stanger	712	Joey Dorsch
Girls	249 Autumn Snow	610	Autumn Snow	287	Kelly Belzeski	721	Autumn Snow
	236 Kelly Belzeski	537	Kelly Belzeski	278	Autumn Snow	690	Kelly Belzeski
	183 Savannah Skievaski	421	Savannah Skievaski	263	Savannah Skievaski	672	Savannah Skievaski
	157 Kyleigh Buher	414	Kyleigh Buher	243	Kyleigh Buher	666	Kyleigh Buher
	133 Faith Kozora	351	Faith Kozora	232	Faith Kozora	648	Faith Kozora

Most Improved Average

Men	211 to 219.64 = +8.64 Bob Snow	170 to 174.17 = +4.17 Richard Cauley	201 to 203.17 = +2.17 Don Dorsch
Women	133 to 143.76 = +10.76 Kathy Belzeski	120 to 124.68 = +4.68 Sherry Huizenga	107 to 105.61 = -1.39 Peggy Mitchell
Boys	211 to 221.00 = +10.00 Bradley Fisher	192 to 200.36 = +8.36 Colin Young	141 to 149.23 = +8.23 Richard Stanger
Girls	144 to 156.73 = +12.73 Kelly Belzeski	178 to 188.30 = +10.30 Autumn Snow	118 to 123.60 = +5.60 Savannah Skieva

Most Un-Improved Averages

Men	215 to 210.70 = -4.30 Montel Jones	187 to 183.33 = -3.67 Troy Rush	219 to 215.90 = -3.10 Derek Skievaski
Women	107 to 105.61 = -1.39 Peggy Mitchell	145 to 145.33 = +0.33 Brandi Jean	145 to 145.40 = +0.40 Dawn Fisher
Boys	161 to 151.90 = -9.10 Adam Cobban	185 to 177.30 = -7.70 Joey Dorsch	104 to 99.04 = -4.96 CJ DalSanto
Girls	70 to 68.52 = -1.48 Kamryn Gripman	100 to 100.67 = +0.67 Faith Kozora	116 to 118.88 = +2.88 Kyleigh Buher

Last Week's Top Scores

Team Scratch Game		Team Scratch Series		Team Handicap Game		Team Handicap Series	
825	SEEK & DESTROY	2372	SEEK & DESTROY	1004	DILLIGAF	2682	DILLIGAF
817	Team 4	2360	Team 9	900	Team 4	2570	Team 9
805	Team 9	2285	Team 4	875	Team 9	2534	Team 4
Scratch Game		Scratch Series		Handicap Game		Handicap Series	
Men	299 Rich Kozora	747	Rich Kozora	308	Rich Kozora	774	Rich Kozora
	248 Bob Snow	644	Ron Frey	269	Troy Rush	678	Rick Young
	246 Derek Skievaski	640	Bob Snow	251	Richard Cauley	675	Richard Cauley
	244 Troy Rush	633	Derek Skievaski	248	Rick Young	674	Ron Frey
	234 Ron Frey	606	Rick Young	248	Bob Snow	642	Amy Mielcarek
Women	182 Brandi Jean	483	Brandi Jean	246	Sherry Huizenga	669	Brandi Jean
	168 Sherry Huizenga	420	Sherry Huizenga	244	Brandi Jean	654	Sherry Huizenga
	112 Peggy Mitchell	311	Peggy Mitchell	206	Peggy Mitchell	593	Peggy Mitchell
Boys	279 Colin Young	674	Colin Young	290	Colin Young	728	Steve Wagner
	278 Nate Huizenga	665	Steve Wagner	278	Nate Huizenga	707	Colin Young
	238 Steve Wagner	641	Nate Huizenga	263	Marty Jean	672	Marty Jean
	204 Mike Frey	474	Marty Jean	259	Steve Wagner	641	Nate Huizenga
	197 Marty Jean	464	Mike Frey	255	Mike Frey	617	Mike Frey
Girls	229 Kierstyn Rush	602	Kierstyn Rush	263	Kierstyn Rush	704	Kierstyn Rush
	200 Autumn Snow	537	Autumn Snow	223	Savannah Skievaski	608	Savannah Skievaski
	145 Savannah Skievaski	374	Savannah Skievaski	218	Autumn Snow	591	Autumn Snow
	114 Kyleigh Buher	335	Kyleigh Buher	195	Kyleigh Buher	578	Kyleigh Buher

Weekly Game Over Average
Game - Ave = Difference

Men	299 - 199 = 100	Rich Kozora
	244 - 182 = 62	Troy Rush
	216 - 171 = 45	Richard Cauley
Women	168 - 123 = 45	Sherry Huizenga
	182 - 141 = 41	Brandi Jean
	112 - 105 = 7	Peggy Mitchell
Boys	279 - 197 = 82	Colin Young

Weekly Series over Average
Series - Ave = Difference

	747 - 597 = 150	Rich Kozora
	606 - 549 = 57	Rick Young
	570 - 513 = 57	Richard Cauley
	483 - 423 = 60	Brandi Jean
	420 - 369 = 51	Sherry Huizenga
	311 - 315 = -4	Peggy Mitchell
	665 - 558 = 107	Steve Wagner

Weekly Game Over Average

Game - Ave = Difference

278 - 214 = 64	Nate Huizenga
197 - 136 = 61	Marty Jean
Girls	
229 - 172 = 57	Kierstyn Rush
145 - 123 = 22	Savannah Skievaski
200 - 189 = 11	Autumn Snow

Weekly Series over Average

Series - Ave = Difference

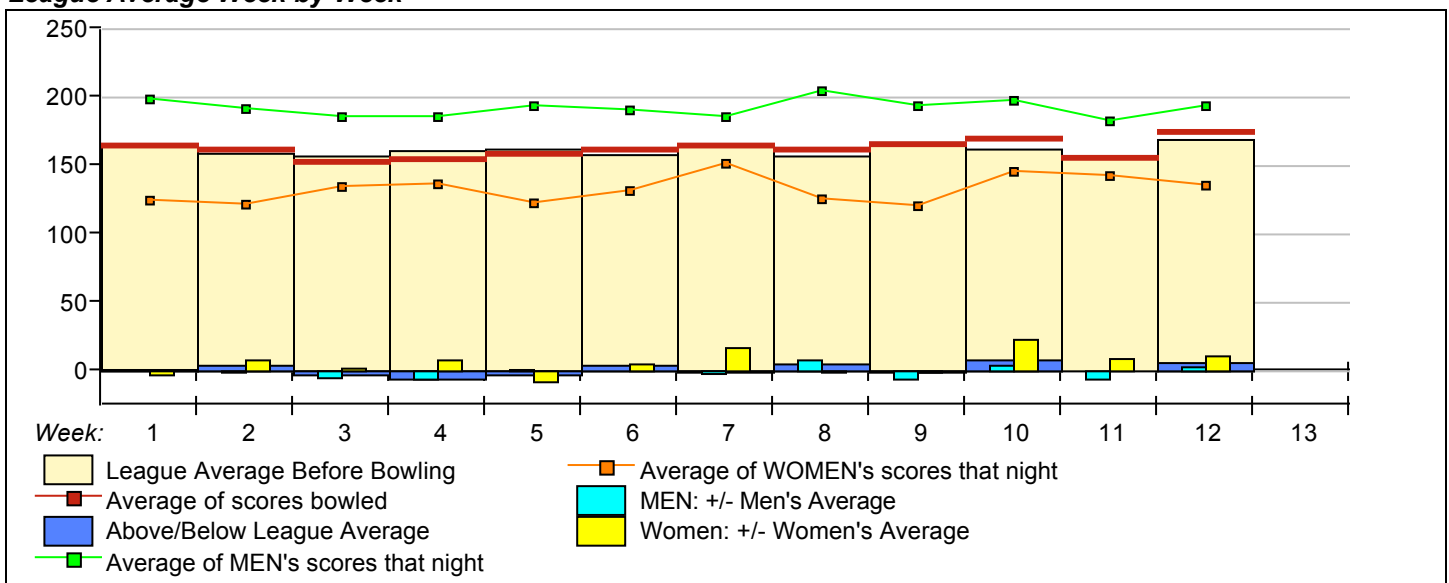
674 - 591 = 83	Colin Young
474 - 408 = 66	Marty Jean
602 - 516 = 86	Kierstyn Rush
374 - 369 = 5	Savannah Skievaski
335 - 357 = -22	Kyleigh Buher

Team Rosters

Name	True Average	HDCP	Pins	Gms	-1-	-2-	-3-	Total	HDCP Total	High Game	HDCP High Game	High Sers	HDCP Sers	To Raise Avg +1	To Drop Avg -1	200's	600's
1 - DILLIGAF Lane 25 HDCP=194 Ave=623																	
Faith Kozora	100.67	99	3322	33	a90	a90	a90	270	567	133	232	351	648	314	277	--	--
Rich Kozora	204.24	5	6740	33	280	299	168	747	774	299	308	747	774	640	603	16	6
Marty Jean	138.36	64	4981	36	127	197	150	474	672	197	267	480	687	440	400	--	--
TJ Freeborn	181.21	26	4349	24				0	0	234	274	608	743	565	537	7	1
Brandi Jean	145.33	58	2180	15	131	182	170	483	669	188	268	504	714	448	429	--	--
2 - BFF Lane 26 HDCP=122 Ave=702																	
Troy Rush	183.33	24	3850	21	244	148	172	564	639	244	269	607	639	566	541	5	1
Kierstyn Rush	177.50	29	3195	18	199	229	174	602	704	235	263	602	704	543	521	3	1
Rick Sinkiewicz	194.53	14	7003	36	154	191	178	523	559	265	284	685	742	602	562	15	3
Missie Buher	148.67	55	1784	12				0	0	200	259	487	664	451	435	1	--
Brittney Buher	112.11	88	1009	9				0	0	151	241	383	653	347	334	--	--
Kyleigh E. Buher	118.88	82	3923	33	114	114	107	335	578	157	243	414	666	361	324	--	--
Tammy Rush	150.67	54	452	3				0	0	167	221	452	614	454	447	--	--
Kevin Rush	227.33	0	1364	6				0	0	278	278	701	701	688	678	4	2
3 - Team 3 Lane 27 HDCP=243 Ave=569																	
Adam Cobban	151.90	53	4557	30	a141	a141	a141	423	582	223	242	576	663	459	425	4	--
Brett Cobban	106.56	93	2877	27	a96	a96	a96	288	567	145	234	379	661	333	302	--	--
Pat Cobban	200.46	9	4811	24	a190	a190	a190	570	597	267	278	713	755	616	588	11	3
Karen Cobban	112.50	88	675	6	a102	a102	a102	306	570	144	228	349	601	342	332	--	--
Jim Lubarski	218.67	0	656	3				0	0	258	258	656	656	658	651	2	1
Shawn Cobban	214.89	0	3868	18				0	0	299	299	829	829	647	625	13	5
4 - Team 4 Lane 28 HDCP=82 Ave=759																	
Bradley Fisher	221.00	0	6630	30	a211	a211	a211	633	633	277	295	752	824	696	662	21	8
Mike Frey	153.40	51	4602	30	204	120	140	464	617	213	262	492	645	480	446	4	--
Rich Fisher	185.41	22	5006	27	190	188	166	544	610	269	292	630	699	574	543	8	2
Ron Frey	200.43	9	6013	30	212	198	234	644	674	279	291	706	742	620	586	15	4
Dawn Fisher	145.40	58	2181	15				0	0	203	276	479	698	447	428	2	--
5 - FUBAR Lane 29 HDCP=260 Ave=548																	
Michael DalSanto	166.86	39	4672	28	172	148	154	474	588	259	298	551	662	505	473	2	--
CJ DalSanto	99.04	99	2773	28	110	75	100	285	582	128	214	351	600	327	295	--	--
Rich L. Patsches	154.94	50	5113	33	a144	a144	a144	432	582	177	229	496	646	467	430	--	--
Richie J. Patsches	129.30	72	3879	30				0	0	163	234	456	664	411	377	--	--
Amy Mielcarek	158.17	46	949	6	159	159	171	489	642	182	233	489	642	482	472	--	--
6 - Team 6 Lane 30 HDCP=223 Ave=595																	
Sherry Huizenga	124.68	77	4239	34	109	143	168	420	654	168	258	424	706	386	348	--	--
Peggy Mitchell	105.61	94	3485	33	110	89	112	311	593	162	259	414	705	331	294	--	--
Kyle Dickelman	152.85	52	5044	33	a142	a142	a142	426	582	218	271	551	710	464	427	1	--
Nate Huizenga	214.32	0	7287	34	278	192	171	641	641	279	281	711	711	668	630	24	11
7 - VANDELAY INDUSTRIES Lane 31 HDCP=252 Ave=557																	
Robert Belzeski	139.88	63	3357	24	a129	a129	a129	387	576	191	256	472	676	423	395	--	--
Kathy Belzeski	143.76	60	4744	33	a133	a133	a133	399	579	207	274	520	709	440	403	1	--
Bobby Belzeski	119.77	81	3593	30	a109	a109	a109	327	570	172	253	385	634	367	333	--	--
Kelly Belzeski	156.73	48	5172	33	a146	a146	a146	438	582	236	287	537	690	480	443	1	--
Lisa Belzeski	90.33	108	271	3				0	0	98	206	271	595	275	268	--	--
Amy Belzeski	86.00	111	258	3				0	0	100	211	258	591	264	257	--	--
Cheryl Ruthcuff	115.00	85	345	3				0	0	130	215	345	600	351	344	--	--
8 - Team 8 Lane 32 HDCP=213 Ave=607																	
Richard Stanger	149.23	54	4477	30	124	174	132	430	592	214	276	569	755	473	439	3	--
Savannah Skievaski	123.60	78	3708	30	115	114	145	374	608	183	263	421	672	384	350	--	--
Derek Skievaski	215.90	0	6477	30	246	171	216	633	633	258	258	722	722	651	617	21	8
VACANT		81	0	0	v120	v120	v120	360	603	0		0				--	--
9 - Team 9 Lane 33 HDCP=67 Ave=764																	
Rick Young	184.86	23	6655	36	224	166	216	606	678	235	248	628	678	560	520	14	2
Colin Young	200.36	9	6612	33	214	279	181	674	707	279	290	716	761	624	587	19	6
Don Dorsch	203.17	6	4876	24	a193	a193	a193	579	597	298	318	760	820	632	604	15	4
Joey Dorsch	177.30	29	5319	30	a167	a167	a167	501	588	245	277	616	712	555	521	5	2
10 - Team 10 Lane 23 HDCP=327 Ave=475																	
Kels Williams	177.25	29	709	4	a167	a167	a167	501	588	191	227	368	440	537	529	--	--
Tyler Williams	58.00	136	232	4	a48	a48	a48	144	552	62	199	117	391	181	173	--	--
VACANT		81	0	0	v120	v120	v120	360	603	0		0				--	--
VACANT		81	0	0	v120	v120	v120	360	603	0		0				--	--

Name	True			HDCP High HDCP High HDCP To Raise To Drop												
	Average	HDCP	Pins Gms	-1-	-2-	-3-	Total	Total	Game	Game	Sers	Sers	Avg +1	Avg -1	200's	600's
11 - SEEK & DESTROY	Lane 34 HDCP=45 Ave=798															
Bob Snow	219.64	0	7907 36	248	204	188	640	640	279	279	738	738	673	633	26	11
Autumn Snow	188.30	19	6214 33	200	166	171	537	591	249	278	610	721	590	553	10	3
Steve Wagner	190.00	18	6270 33	238	205	222	665	728	252	273	665	728	606	569	14	3
Alex Wojciechowski	201.06	8	7238 36	139	181	210	530	548	268	288	684	753	640	600	20	7
12 - Pocket Change	Lane 35 HDCP=285 Ave=522															
Mason Jones	70.54	126	1693 24	a60	a60	a60	180	558	97	223	257	635	224	196	--	--
Kamryn Gripman	68.52	127	1439 21	a58	a58	a58	174	555	94	220	228	609	217	192	--	--
Richard Cauley	174.17	32	4180 24	201	153	216	570	675	243	278	570	676	545	517	6	--
Montel Jones	210.70	0	5689 27	a200	a200	a200	600	600	287	287	730	730	641	610	16	6
13 - Team 13	Lane 36 HDCP=324 Ave=480															
VACANT	81	0	0 v120	v120	v120	360	603	0		0					--	--
VACANT	81	0	0 v120	v120	v120	360	603	0		0					--	--
VACANT	81	0	0 v120	v120	v120	360	603	0		0					--	--
VACANT	81	0	0 v120	v120	v120	360	603	0		0					--	--
14 - Team 14	Lane 24 HDCP=324 Ave=480															
VACANT	81	0	0 v120	v120	v120	360	603	0		0					--	--
VACANT	81	0	0 v120	v120	v120	360	603	0		0					--	--
VACANT	81	0	0 v120	v120	v120	360	603	0		0					--	--
VACANT	81	0	0 v120	v120	v120	360	603	0		0					--	--

League Average Week-by-Week



****Last Week's High Scores for Immediate Release ****

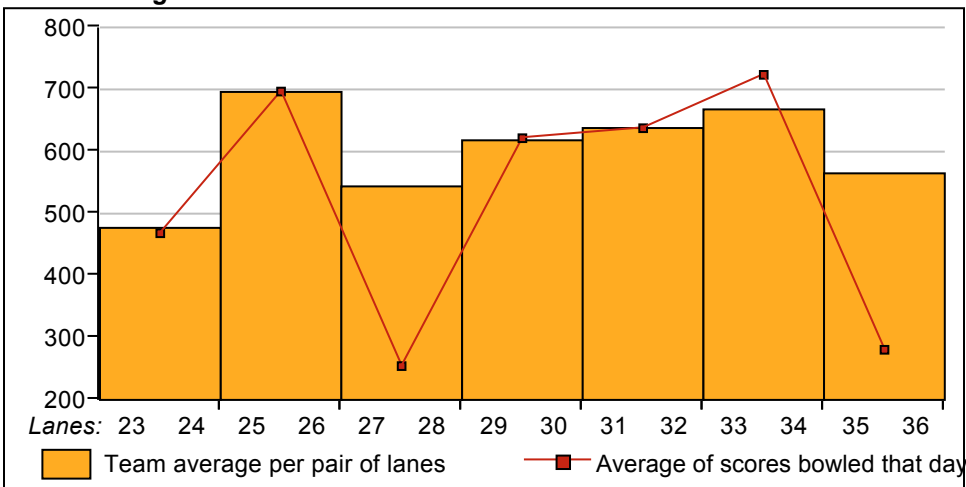
	<u>Scratch Game</u>	<u>Scratch Game</u>	<u>Scratch Series</u>	<u>Scratch Series</u>
Men	299 Rich Kozora	212 Ron Frey	747 Rich Kozora	489 Amy Mielcarek
	280 Rich Kozora	210 Alex Wojciechowski	644 Ron Frey	474 Michael DalSanto
	248 Bob Snow	204 Bob Snow	640 Bob Snow	
	246 Derek Skievaski	201 Richard Cauley	633 Derek Skievaski	
	244 Troy Rush	198 Ron Frey	606 Rick Young	
	234 Ron Frey	191 Rick Sinkiewicz	570 Richard Cauley	
	224 Rick Young	190 Rich Fisher	564 Troy Rush	
	216 Derek Skievaski	188 Rich Fisher	544 Rich Fisher	
	216 Rick Young	188 Bob Snow	530 Alex Wojciechowski	
	216 Richard Cauley	181 Alex Wojciechowski	523 Rick Sinkiewicz	
Women	182 Brandi Jean	112 Peggy Mitchell	483 Brandi Jean	
	170 Brandi Jean	110 Peggy Mitchell	420 Sherry Huizenga	
	168 Sherry Huizenga	109 Sherry Huizenga	311 Peggy Mitchell	
	143 Sherry Huizenga	89 Peggy Mitchell		
	131 Brandi Jean			
Boys	279 Colin Young	174 Richard Stanger	674 Colin Young	
	278 Nate Huizenga	171 Nate Huizenga	665 Steve Wagner	
	238 Steve Wagner	150 Marty Jean	641 Nate Huizenga	
	222 Steve Wagner	140 Mike Frey	474 Marty Jean	
	214 Colin Young	132 Richard Stanger	464 Mike Frey	
	205 Steve Wagner	127 Marty Jean	430 Richard Stanger	
	204 Mike Frey	124 Richard Stanger	285 CJ DalSanto	
	197 Marty Jean	120 Mike Frey		
	192 Nate Huizenga	110 CJ DalSanto		
	181 Colin Young	100 CJ DalSanto		
Girls	229 Kierstyn Rush	145 Savannah Skievaski	602 Kierstyn Rush	
	200 Autumn Snow	115 Savannah Skievaski	537 Autumn Snow	
	199 Kierstyn Rush	114 Savannah Skievaski	374 Savannah Skievaski	
	174 Kierstyn Rush	114 Kyleigh Buher	335 Kyleigh Buher	
	171 Autumn Snow	114 Kyleigh Buher		
	166 Autumn Snow	107 Kyleigh Buher		

STARDUST BOWL III

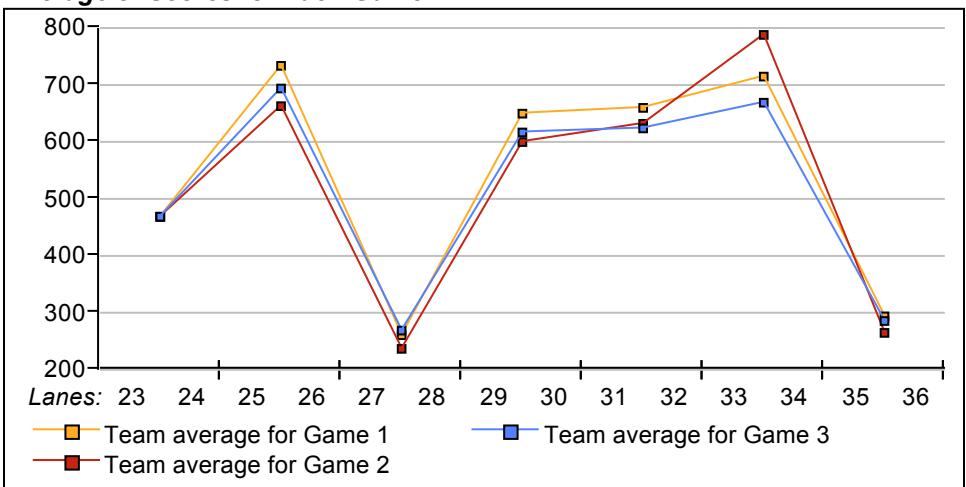
This Week's Statistics

	<u>Over All</u>	<u>Men</u>	<u>Women</u>	<u>Boys</u>	<u>Girls</u>
How many people bowled	26	12	3	7	4
Number of games bowled	78	36	9	21	12
Actual average of week's scores	175.12	193.44	134.89	173.00	154.00
How many games above average	41	18	6	12	5
How many games below average	35	16	3	9	7
Pins above/below average per game	6.69	4.03	11.89	11.00	3.25
How many people raised average	14	6	2	4	2
by this amount	2.37	2.58	2.70	1.88	2.38
How many people went down	12	6	1	3	2
by this amount	-0.82	-1.12	-0.19	-0.40	-0.83
League average before bowling	168.99	189.99	123.47	162.63	151.30
League average after bowling	169.89	190.72	125.21	163.53	152.07
Change in league average	0.90	0.73	1.74	0.90	0.78
800s	--	--	--	--	--
775s	--	--	--	--	--
750s	--	--	--	--	--
725s	1	1	--	--	--
700s	--	--	--	--	--
675s	--	--	--	--	--
650s	2	--	--	2	--
625s	4	3	--	1	--
600s	2	1	--	--	1
575s	--	--	--	--	--
550s	2	2	--	--	--
525s	3	2	--	--	1
500s	1	1	--	--	--
475s	2	1	1	--	--
450s	3	1	--	2	--
425s	1	--	--	1	--
400s	1	--	1	--	--
below 400	4	--	1	1	2
300s	--	--	--	--	--
275s	4	2	--	2	--
250s	--	--	--	--	--
225s	6	4	--	1	1
200s	13	8	--	4	1
175s	12	7	1	3	1
150s	20	12	2	3	3
125s	9	3	2	3	1
100s	12	--	3	4	5
below 100	2	--	1	1	--

Team Average vs Ave of Scores



Average of Scores for Each Game



Amount Over/Under Team Average

