



White Sox Mixed

Sunday 6:00 pm

08/09/2009 Week 14 of 15

Lanes 19 - 38

Stardust Bowl

Secretary/Treasurer: Stardust Bowl III - Dyer

Send us a Friend Request on www.MySpace.com/StardustBowl3

League Standing Sheets are on www.BowlStardust.com Sign up for Email Alerts
 ~Join our Email List! Get League updates, Open Bowl Specials & Coupons!

===== U P C O M I N G T O U R N A M E N T S =====

40 Frame Game Tournament: May 16 - August 16 Bowl Any Day, Any Time!

=====+==== F A L L L E A G U E S =====+=====

Our Fall League Bowlers get Discounts on Open Bowling ALL YEAR!
 Qualify for our Bowler of the Year Tournament. Win \$Cash\$ & FREE Bowling in any one league next season! Look for our Fall League Schedule.

=====

9 PIN NO TAP WORLD SERIES VS THE CUBS LEAGUE ON AUGUST 16th

-Format will be 9 Pin No Tap where knocking down 9 Pins on the 1st ball is a strike. Best 2 out of 3 Games wins!

-There will be a Mini Tournament for ALL the Teams in both Leagues for an optional \$5 for Scratch Series, \$5 Handicap Series. ALL Cash Collected will be returned 100% as Prize Money paid out that day

- Cubs & Sox prizes will Be raffled off and given away to our top teams & bowlers!

Sox VS Cubs Playoffs

- 9 - 6 on Lanes 29-30
- 2 - 10 on Lanes 31-32
- 3 - 8 on Lanes 33-34
- 6 - 7 on Lanes 35-36
- 1 - 1 on Lanes 37-38
- 16 - 4 on Lanes 39-40
- 8 - 5 on Lanes 41-42
- 12 - 9 on Lanes 43-44
- 14 - 2 on Lanes 45-46
- 19 - 3 on Lanes 47-48

Remaining White Sox Mixed Lane Assignments

- Teams 5 & 15 on Lanes 19-20
- Teams 17 & 18 on Lanes 21-22
- Teams 13 & 11 on Lanes 23-24
- Teams 4 & 10 on Lanes 25-26
- Teams 7 & 20 on Lanes 27-28

Team Standings In Each Division

Place	Lane	#	Team Name	Points Won	Points Lost	%Won	Scratch Pins	Pins plus Handicap	High Game	HDCP Game	High Sers	HDCP Sers	Year-To-Date WON	Y-T-D LOST	Y-T-D %WON
<i>East</i>															
1	20	2	I Love That Goat	69	29	70.4	33617	36818	923	1005	2525	2784	69	29	70.4
2	21	3	Team #3	60	38	61.2	29467	36403	850	1018	2297	2801	60	38	61.2
3	24	6	Chi-Rish	59	39	60.2	27626	36416	812	1018	2120	2738	59	39	60.2
4	19	1	Azz Dump!	58	40	59.2	30755	36614	832	978	2413	2851	58	40	59.2
5	23	5	Pin Snatchers	47	51	48.0	24124	36073	698	982	1894	2707	47	51	48.0
6	22	4	SoxSide	39	59	39.8	31528	36262	856	978	2441	2807	39	59	39.8
<i>Central</i>															
1	27	9	The Peterslaw's	72	26	73.5	24078	36543	663	953	1952	2792	72	26	73.5
2	26	8	Thome's Homies	54	44	55.1	30071	35930	881	989	2453	2777	54	44	55.1
3	30	12	Team #12	50	48	51.0	22818	32868	705	997	2046	2739	50	48	51.0
4	29	11	The Closers	40	58	40.8	20107	34879	584	948	1682	2774	40	58	40.8
5	28	10	The Sodfathers	36	62	36.7	26660	34904	767	951	2083	2680	36	62	36.7
6	25	7	The Pinheads	35	63	35.7	24506	35177	715	960	1965	2700	35	63	35.7
<i>West</i>															
1	34	16	Chi Town Guzzlers	55	43	56.1	21365	35918	710	1018	1819	2731	55	43	56.1
2	32	14	Minor Leaguers	49	49	50.0	24214	35311	728	1005	1936	2701	49	49	50.0
3	37	19	Soxaholics	49	49	50.0	18081	33126	571	946	1522	2671	49	49	50.0
4	33	15	Getz it done	46	52	46.9	26174	35288	747	929	2206	2693	46	52	46.9
5	35	17	There is no try, only do	45	53	45.9	19178	35726	552	955	1574	2751	45	53	45.9
6	36	18	The Terrorist Fist Jabs	43	55	43.9	25950	35382	721	924	1993	2707	43	55	43.9
7	31	13	Good Guys Wear Black	42	56	42.9	27195	35334	764	972	2163	2787	42	56	42.9
8	38	20	BYE	24	74		0	0	0	0	0	0	24	74	24.5



White Sox Mixed

Sunday 6:00 pm

08/09/2009 Week 14 of 15

Lanes 19 - 38

Stardust Bowl

Results of Last Week's Bowling.....

Lanes	Team Name	-1-	-2-	-3-	HDCP Total	Last Wk WON		Team Name	-1-	-2-	-3-	HDCP Total	Last Wk WON
19-20	I Love That Goat	948	921	861	2730	7	<--->	Chi-Rish	831	884	853	2568	0
21-22	Azz Dump!	815	831	795	2441	2	<--->	Team #3	855	852	793	2500	5
23-24	Pin Snatchers	924	753	811	2488	2	<--->	SoxSide	899	961	878	2738	5
25-26	The Peterslaw's	919	770	860	2549	2	<--->	Thome's Homies	989	929	859	2777	5
27-28	Team #12	865	897	819	2581	7	<--->	The Closers	832	801	775	2408	0
29-30	The Sodfathers	744	810	819	2373	0	<--->	The Pinheads	856	819	934	2609	7
31-32	Chi Town Guzzlers	924	783	894	2601	5	<--->	Soxaholics	862	946	791	2599	2
33-34	Getz it done	759	833	900	2492	1	<--->	Minor Leaguers	793	833	968	2594	6
35-36	There is no try, only	806	819	842	2467	4	<--->	Good Guys Wear Bl	883	811	833	2527	3
37-38	The Terrorist Fist Ja	817	833	842	2492	7	<--->	BYE	0	0	0	0	0

Lane Assignments

	19-20	21-22	23-24	25-26	27-28	29-30	31-32	33-34	35-36	37-38
15 08/16	1-2	3-4	5-6	7-8	9-10	11-12	13-14	15-16	17-18	19-20

{ Roll-Off Scores count

Individual High Averages

Men	Women
221.31 Terry Schuster	204.62 Jackie Graan
218.31 Robert Woolbright	195.33 Mindy Adams
213.24 Curt Graan	184.47 Denise Heflin
212.07 Nick Hernandez	175.79 Kim Marcelak
206.71 Dennis Shoulders	158.81 Angel Schwartz
206.00 Mike Musgrove	150.59 Marykate Conway
203.72 George Goodmun	144.60 Amy Vosler
202.79 Matt Ulanowski	142.64 Jamie Cook
201.40 Sean Blaylock	140.36 Lisa Slawson
196.10 Jason LaValley	136.70 Laura Carroll

Season High Scores

Team Division #1 - East

Team Scratch Game	Team Scratch Series	Team Handicap Game	Team Handicap Series
923 I Love That Goat	2525 I Love That Goat	1018 Team #3	2851 Azz Dump!
856 SoxSide	2441 SoxSide	1018 Chi-Rish	2807 SoxSide
850 Team #3	2413 Azz Dump!	1005 I Love That Goat	2801 Team #3

Team Division #2 - Central

Team Scratch Game	Team Scratch Series	Team Handicap Game	Team Handicap Series
881 Thome's Homies	2453 Thome's Homies	997 Team #12	2792 The Peterslaw's
767 The Sodfathers	2083 The Sodfathers	989 Thome's Homies	2777 Thome's Homie
715 The Pinheads	2046 Team #12	960 The Pinheads	2774 The Closers

Team Division #3 - West

Team Scratch Game	Team Scratch Series	Team Handicap Game	Team Handicap Series
764 Good Guys Wear Black	2206 Getz it done	1018 Chi Town Guzzlers	2787 Good Guys Wea
747 Getz it done	2163 Good Guys Wear Black	1005 Minor Leaguers	2751 There is no try, o
728 Minor Leaguers	1993 The Terrorist Fist Jabs	972 Good Guys Wear Black	2731 Chi Town Guzzl

Men	Scratch Game	Scratch Series	Handicap Game	Handicap Series
300	Mike Musgrove	758 Robert Woolbright	316	Mike Musgrove
300	Terry Schuster	751 Nick Hernandez	313	Tyler Loftis
290	Nick Hernandez	746 Terry Schuster	308	Ken Miotk Jr
280	Robert Woolbright	746 Curt Graan	308	Nick Hernandez
269	Dennis Shoulders	706 Mike Musgrove	304	Tim Russel
777	Tyler Loftis		860	Tyler Loftis
782	Nick Hernandez		782	Nick Hernandez
777	Ken Blankenberger		777	Ken Blankenberger
775	Jon Kowalczyk		775	Jon Kowalczyk
773	Robert Woolbright		773	Robert Woolbright
Women	Scratch Game	Scratch Series	Handicap Game	Handicap Series
267	Jackie Graan	680 Jackie Graan	300	Amanda Feledy
247	Mindy Adams	664 Mindy Adams	291	Denise Heflin
234	Denise Heflin	658 Denise Heflin	282	Angel Schwartz
231	Kim Marcelak	618 Kim Marcelak	278	Cindi Uziel
219	Amanda Feledy	538 Angel Schwartz	277	Amy Vosler
777	Laura Meyer		777	Laura Meyer
769	Denise Heflin		769	Denise Heflin
768	Amy Vosler		768	Amy Vosler
737	Angel Schwartz		737	Angel Schwartz
733	Amanda Feledy		733	Amanda Feledy
277	Kimberly Dombrowski		277	Kimberly Dombrowski

Most Improved Average

Men	104 to 115.10 =+11.10	Jerry Slawson	133 to 142.88 =+9.88	Jason Mulvihill	138 to 145.36 =+7.36	James Andrade
Women	105 to 113.72 =+8.72	Laura Meyer	91 to 97.76 =+6.76	Kimberly Dombrowski	106 to 111.87 =+5.87	Kaici Corder

Last Week's Top Scores



White Sox Mixed

Sunday 6:00 pm

08/09/2009 Week 14 of 15

Lanes 19 - 38

Stardust Bowl

Team Division #1 - East

Team Scratch Game	Team Scratch Series	Team Handicap Game	Team Handicap Series
853 I Love That Goat	2445 I Love That Goat	961 SoxSide	2738 SoxSide
843 SoxSide	2384 SoxSide	948 I Love That Goat	2730 I Love That Goat
705 Azz Dump!	2063 Azz Dump!	924 Pin Snatchers	2568 Chi-Rish

Team Division #2 - Central

Team Scratch Game	Team Scratch Series	Team Handicap Game	Team Handicap Series
881 Thome's Homies	2453 Thome's Homies	989 Thome's Homies	2777 Thome's Homie
666 The Pinheads	1805 The Pinheads	934 The Pinheads	2609 The Pinheads
643 The Peterslaw's	1721 The Peterslaw's	919 The Peterslaw's	2581 Team #12

Team Division #3 - West

Team Scratch Game	Team Scratch Series	Team Handicap Game	Team Handicap Series
694 Minor Leaguers	1903 Good Guys Wear Black	968 Minor Leaguers	2601 Chi Town Guzzl
675 Good Guys Wear Black	1784 The Terrorist Fist Jabs	946 Soxaholics	2599 Soxaholics
660 Getz it done	1772 Minor Leaguers	924 Chi Town Guzzlers	2594 Minor Leaguers

	Scratch Game	Scratch Series	Handicap Game	Handicap Series
Men	278 Robert Woolbright	749 Robert Woolbright	304 Tim Russel	761 Robert Woolbright
	267 Curt Graan	682 Curt Graan	283 Ken Blankenberger	744 Dave Pezel
	266 Tim Russel	654 Mike Musgrove	282 Robert Woolbright	743 Ken Blankenberger
	246 George Goodmun	640 Matt Ulanowski	276 Dave Pezel	735 Dave Drlich
	237 Matt Ulanowski	622 Terry Schuster	274 Curt Graan	712 Greg Stryck
Women	245 Jackie Graan	590 Kim Marcelak	269 Joyce Tucker	713 Kim Marcelak
	210 Gail Drlich	582 Jackie Graan	258 Jackie Graan	707 Joyce Tucker
	206 Denise Heflin	581 Gail Drlich	246 Kim Marcelak	691 Angel Schwartz
	205 Kim Marcelak	577 Denise Heflin	246 Laura Carroll	684 Laura Carroll
	185 Mindy Adams	532 Mindy Adams	242 Jamie Cook	676 Denise Heflin
			242 Rachel Albright	

Team Rosters

Name	True Average	HDCP	High	HDCP	High	HDCP	To Raise	To Drop	Most Improved										
									225's	650's	Ave +/-								
1 - Azz Dump! Lane 19	HDCP=128	Ave=736																	
Denise Heflin	184.47	32	6641	36	206	189	182	577	676	234	291	658	769	574	534	2	1	180	+4.47
Josh Heflin	145.31	67	5231	36	137	176	145	458	662	210	279	499	709	463	423	--	--	142	+3.31
Mindy Adams	195.33	22	7618	39	179	168	185	532	595	247	267	664	721	614	571	5	1	199	-3.67
Nick Hernandez	212.07	7	8907	42	167	172	157	496	508	290	308	751	782	678	632	16	5	211	+1.07
2 - I Love That Goat Lane 20	HDCP=75	Ave=795																	
Dave Drlich	172.38	43	6723	39	192	193	215	600	735	223	291	600	770	543	500	--	--	172	+0.38
Jackie Graan	204.62	14	7980	39	245	156	181	582	621	267	270	680	695	630	587	13	3	212	-7.38
Dennis Shoulders	206.71	12	4961	24				0	0	269	290	695	758	628	600	7	3	204	+2.71
Curt Graan	213.24	6	8956	42	244	267	171	682	703	267	274	746	746	674	628	15	8	222	-8.76
Bob Jancich	228.00	0	2736	12				0	0	265	268	759	768	699	683	7	3		
Gail Drlich	188.42	28	2261	12	172	210	199	581	671	231	273	637	763	574	558	1	--		
3 - Team #3 Lane 21	HDCP=162	Ave=700																	
Mike Schuster	181.17	35	7609	42	162	169	173	504	606	236	272	616	739	581	535	2	--	178	+3.17
Katie Cunnningham	118.81	91	4990	42	114	105	117	336	606	173	265	428	704	365	319	--	--	122	-3.19
Brian Schuster	180.31	36	7573	42	203	205	150	558	666	228	261	629	737	572	526	2	--	185	-4.69
Terry Schuster	221.31	0	9295	42	216	213	193	622	622	300	300	746	746	695	649	19	7	226	-4.69
4 - SoxSide Lane 22	HDCP=115	Ave=750																	
Robert Woolbright	218.31	1	9169	42	268	278	203	749	761	280	283	758	773	686	640	17	6	214	+4.31
Roger A. Blaylock	149.92	63	5847	39	152	153	171	476	665	207	269	519	732	453	410	--	--	151	-1.08
Shawn M. Leavy	182.64	34	7123	39	158	200	184	542	644	241	262	636	747	563	520	3	--	183	-0.36
Sean E. Blaylock	201.40	17	8459	42	203	212	202	617	668	266	289	683	743	631	585	5	2	198	+3.40
5 - Pin Snatchers Lane 23	HDCP=269	Ave=579																	
Matt K. Zohfeld	136.19	75	4903	36	121	106	131	358	580	186	263	505	748	440	400	--	--	132	+4.19
Kaici B. Corder	111.87	98	4363	39	133	107	117	357	651	149	254	408	705	341	298	--	--	106	+5.87
James A. Andrade	145.36	67	6105	42	178	167	140	485	689	196	272	489	705	465	419	--	--	138	+7.36
Ken P. Bober	187.82	29	7325	39	225	106	156	487	568	243	273	631	709	571	528	5	--	186	+1.82
6 - Chi-Rish Lane 24	HDCP=200	Ave=656																	
Amanda Feledy	132.55	79	5567	42	116	152	126	394	631	219	300	490	733	418	372	--	--	134	-1.45
Jason Mulvihill	142.88	70	6001	42	139	140	166	445	655	197	275	493	732	434	388	--	--	133	+9.88
Mike Mulvihill	176.33	39	7406	42	156	165	160	481	589	243	279	606	714	559	513	4	--	181	-4.67
Mike W. Musgrove	206.00	12	8652	42	222	229	203	654	693	300	316	706	754	663	617	9	3	210	-4.00



White Sox Mixed

Sunday 6:00 pm

08/09/2009 Week 14 of 15

Lanes 19 - 38

Stardust Bowl

Name	True Average	HDCP	High Pins	High Gms	-1-	-2-	-3-	Total	HDCP Total	High Game	HDCP Game	High Sers	HDCP Sers	To Raise Avg +1	To Drop Avg -1	225's	650's	Most Improved Ave +/-
7 - The Pinheads Lane 25 HDCP=266 Ave=583																		
Cindi M. Uziel	120.23	90	4689	39	95	106	114	315	582	186	278	439	709	393	350	--	--	117 +3.23
Ken E. Blankenberger	153.12	60	6431	42	153	181	220	554	743	220	283	600	777	499	453	--	--	160 -6.88
Don N. Nyblom	149.69	63	5838	39a	139a	139a	139	417	606	205	256	563	719	462	419	--	--	162 -12.31
Chad M. Uziel	161.86	53	6798	42	201	125	193	519	678	223	273	561	741	492	446	--	--	171 -9.14
8 - Thome's Homies Lane 26 HDCP=102 Ave=765																		
George N. Goodman	203.72	15	7945	39	246	190	180	616	661	266	277	696	744	623	580	9	4	209 -5.28
Greg Stryck	185.80	31	2787	15	215	236	156	607	712	236	271	607	712	561	542	1	--	
Kim Marcelak	175.79	40	6856	39	183	205	202	590	713	231	273	618	713	536	493	2	--	175 +0.79
Matt Ulanowski	202.79	16	8517	42	237	190	213	640	691	237	254	667	718	618	572	7	2	204 -1.21
Mark Rangel	104.25	104	1251	12				0	0	133	247	343	688	324	308	--	--	
9 - The Peterslaw's Lane 27 HDCP=276 Ave=572																		
Lisa Slawson	140.36	72	5895	42	156	109	149	414	630	182	255	488	707	450	404	--	--	141 -0.64
Jerry Slawson	115.10	94	4834	42	139	99	136	374	659	175	279	422	713	386	340	--	--	104 +11.10
Matt Slawson	164.36	50	6903	42	177	144	142	463	610	227	289	582	768	522	476	1	--	165 -0.64
Mike Peters	153.48	60	6446	42	171	142	157	470	650	209	284	573	765	484	438	--	--	147 +6.48
10 - The Sodfathers Lane 28 HDCP=212 Ave=642																		
Chris Vosler	156.79	57	6585	42	134	161	123	418	583	215	264	583	673	480	434	--	--	165 -8.21
Amy Vosler	144.60	68	6073	42	136	149	135	420	624	190	277	490	768	452	406	--	--	144 +0.60
Garry Mang	146.43	66	4393	30				0	0	193	262	526	733	458	424	--	--	143 +3.43
Jason A. LaValley	196.10	21	8236	42	141	148	202	491	548	257	270	670	684	629	583	8	2	206 -9.90
Bubba?	87.00	119	261	3	72	91	98	261	618	98	217	261	618	267	260	--	--	
11 - The Closers Lane 29 HDCP=361 Ave=477																		
Mike Niksic	105.62	103	4436	42	115	95	77	287	593	163	267	359	671	334	288	--	--	105 +0.62
Thomas Williams	103.21	105	4025	39	90	101	77	268	580	178	281	369	692	343	300	--	--	107 -3.79
Rashad M. Chatat	121.10	89	4723	39a	111a	111a	111	333	600	174	267	458	728	401	358	--	--	116 +5.10
Jon Kowalczyk	148.13	64	5777	39	157	135	151	443	635	227	294	574	775	481	438	1	--	151 -2.87
12 - Team #12 Lane 30 HDCP=240 Ave=612																		
Joe K. Tekiela	144.36	68	4764	33	135	136	124	395	596	168	233	472	670	456	419	--	--	148 -3.64
Laura L. Carroll	136.70	75	4511	33	163	170	123	456	684	170	246	492	684	421	384	--	--	136 +0.70
Tony J. Bezler	132.70	79	3981	30	140	151	143	434	674	177	267	455	725	408	374	--	--	132 +0.70
Ken Miotk Sr.	200.58	18	2407	12				0	0	265	284	669	726	608	592	2	1	
Ken A. Miotk Jr	147.97	65	5327	36	140	153	142	435	627	239	308	539	734	445	405	1	--	147 +0.97
13 - Good Guys Wear Black Lane 31 HDCP=210 Ave=645																		
Brian Rosenski	175.95	40	7390	42	193	177	184	554	674	251	287	636	744	530	484	1	--	185 -9.05
Jamie Cook	142.64	70	5991	42	172	121	136	429	639	190	264	500	693	444	398	--	--	140 +2.64
Ken Cook	171.07	44	7185	42	155	183	155	493	625	234	267	622	670	555	509	3	--	179 -7.93
Alexander Rosenski	157.83	56	6629	42	155	122	150	427	589	233	303	570	762	481	435	1	--	154 +3.83
14 - Minor Leaguers Lane 32 HDCP=274 Ave=573																		
Alex Schindler	123.54	87	4818	39	105	111	117	333	591	178	273	462	747	390	347	--	--	123 +0.54
Tim Russel	178.64	37	7503	42	147	175	266	588	702	266	304	637	732	552	506	4	--	185 -6.36
Josh Russel	123.40	87	5183	42	129	106	144	379	640	180	261	455	690	397	351	--	--	126 -2.60
Kenneth S. Bork	149.76	63	6290	42	138	167	167	472	661	219	283	510	702	460	414	--	--	148 +1.76
15 - Getz it done Lane 33 HDCP=241 Ave=610																		
Tyler L. Loftis	175.82	40	6857	39	127	181	157	465	579	259	313	698	860	535	492	4	1	184 -8.18
Rachel Albright	96.40	111	4049	42	98	82	130	310	646	136	253	343	694	316	270	--	--	98 -1.60
Marykate Conway	150.59	63	4066	27	139	157	163	459	648	188	260	501	717	464	433	--	--	149 +1.59
Brett Carter	189.74	27	7969	42	155	173	210	538	619	257	270	692	692	581	535	6	1	201 -11.26
Tony Magnabosco	217.33	2	652	3				0	0	234	236	652	658	656	649	1	1	
Scott Kaszubski	209.17	9	1255	6				0	0	257	257	699	699	635	625	2	1	
Jeremy Maciejewski	179.00	36	537	3				0	0	206	242	537	645	543	536	--	--	
16 - Chi Town Guzzlers Lane 34 HDCP=356 Ave=482																		
Dave Pezel	148.18	64	5779	39	209	160	174	543	744	210	285	543	744	479	436	--	--	141 +7.18
Lynn Pezel	128.51	82	5012	39	129	101	131	361	604	185	254	440	686	406	363	--	--	132 -3.49
Phil A. Fox	120.88	90	3989	33	133	96	141	370	640	182	277	404	702	367	330	--	--	117 +3.88
Amy Fox	86.58	120	1039	12				0	0	130	259	362	752	266	250	--	--	
Lori Llanes	152.82	61	2598	17	156	129	151	436	613	198	261	508	697	462	441	--	--	
17 - There is no try, only do Lane 35 HDCP=379 Ave=456																		
Gregg N. Schwartz	118.36	91	4261	36	88	105	117	310	580	162	260	443	725	380	340	--	--	113 +5.36
Kimberly A. Dombrowski	97.76	110	4106	42	117	90	95	302	632	147	277	370	715	304	258	--	--	91 +6.76
Samantha M. Dombrow	83.50	123	3507	42	64	66	68	198	564	119	239	325	661	273	227	--	--	88 -4.50
Angel J. Schwartz	158.81	55	5717	36	159	180	184	523	691	215	282	538	737	484	444	--	--	157 +1.81



White Sox Mixed

Sunday 6:00 pm

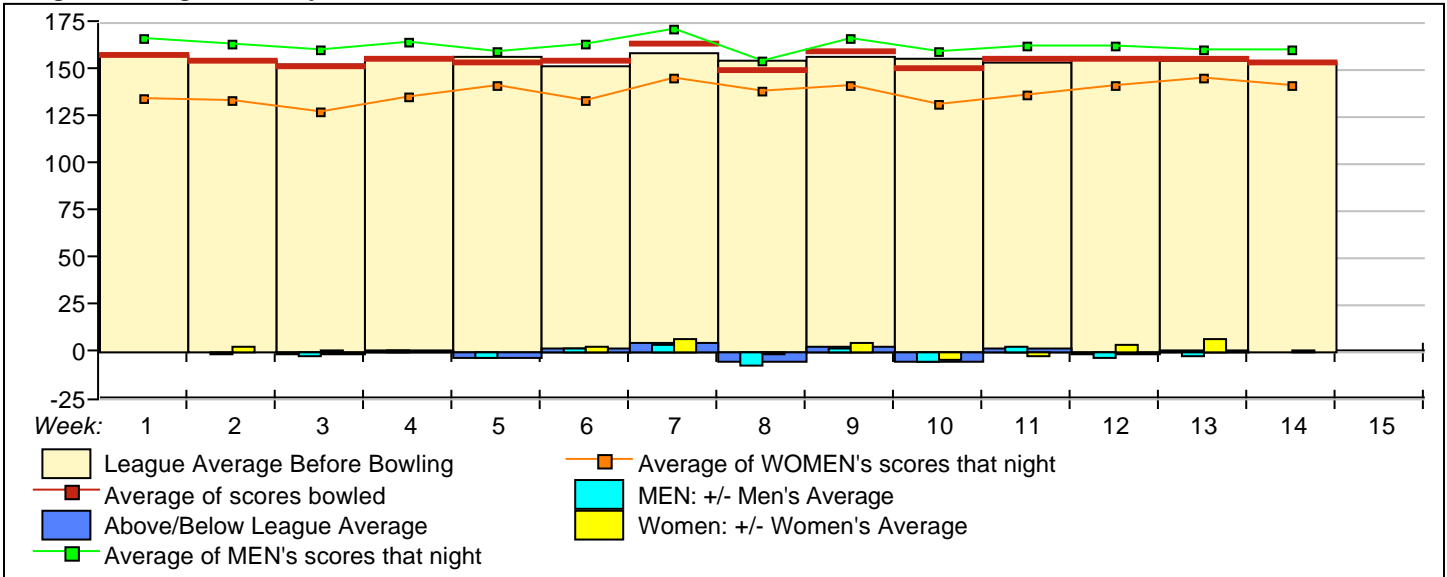
08/09/2009 Week 14 of 15

Lanes 19 - 38

Stardust Bowl

Name	True			HDCP High			HDCP High			HDCP To Raise		HDCP To Drop		Most Improved				
	Average	HDCP	Pins Gms	-1-	-2-	-3-	Total	Total	Game	Game	Sers	Sers	Avg +1	Avg -1	225's	650's	Ave +/-	
18 - The Terrorist Fist Jabs Lane 36 HDCP=238 Ave=614																		
Scott M. Bort	156.81	57	6586	42	202	142	153	497	668	233	291	519	693	479	433	1	--	157 -0.19
Mark R. Lazerus	146.13	66	5699	39	150	142	134	426	624	197	264	512	721	475	432	--	--	144 +2.13
Chet Siniawski III	162.46	52	6336	39	113	189	153	455	608	226	266	537	696	510	467	1	--	164 -1.54
Adriano P. Schultz	150.36	63	6315	42	116	124	166	406	592	235	268	551	685	480	434	1	--	154 -3.64
19 - Soxaholics Lane 37 HDCP=372 Ave=464																		
Vaughn Newman	138.75	73	4995	36	128	128	128	384	603	183	259	460	682	426	386	--	--	135 +3.75
Laura Meyer	113.72	96	4094	36	103	135	99	337	625	170	273	468	777	352	312	--	--	105 +8.72
Joyce Tucker	118.46	91	4620	39	152	176	100	428	707	176	269	428	707	378	335	--	--	113 +5.46
Dan Tucker	95.78	112	3448	36	104	132	89	325	664	150	261	350	701	296	256	--	--	96 -0.22
20 - BYE Lane 38 HDCP=0 Ave=0																		
EVAN BAYH	72	0	0	0	i140	i140	i140	420	636	0	0	0	0	0	0	--	--	
BIRCH BAYH	72	0	0	0	i140	i140	i140	420	636	0	0	0	0	0	0	--	--	
KEN BYE	72	0	0	0	i140	i140	i140	420	636	0	0	0	0	0	0	--	--	
LINDSAY LOHAN	72	0	0	0	i140	i140	i140	420	636	0	0	0	0	0	0	--	--	

League Average Week-by-Week





White Sox Mixed

Sunday 6:00 pm

08/09/2009 Week 14 of 15

Lanes 19 - 38

Stardust Bowl

\$5 Brackets - 8 person 3 game HDCP - Handicap

Game 1

Game 2

Game 3

-- #1 --
Working on game 1

- 1 Ln=22 h=34 Mike Schuster
- 1 Ln=22 h=0 Terry Schuster
- 2 Ln=20 h=13 Mike Musgrove
- 2 Lane -- *** BYE
- 3 Ln=36 h=54 Alexander Rosenski
- 3 Lane -- *** BYE
- 4 Ln=36 h=40 Brian Rosenski
- 4 Ln=20 h=70 Jason Mulvihill

-- #2 --
Working on game 1

- 1 Ln=20 h=70 Jason Mulvihill
- 1 Lane -- *** BYE
- 2 Ln=22 h=36 Brian Schuster
- 2 Ln=22 h=0 Terry Schuster
- 3 Ln=19 h=7 Curt Graan
- 3 Ln=36 h=40 Brian Rosenski
- 4 Ln=20 h=13 Mike Musgrove
- 4 Ln=26 h=15 George Goodmun



White Sox Mixed

Sunday 6:00 pm

08/09/2009 Week 14 of 15

Lanes 19 - 38

Stardust Bowl

\$5 Brackets - 8 person 3 game HDCP - Handicap

Game 1

Game 2

Game 3

-- #3 --
Working on game 1

- 1 Ln=22 h=0 Terry Schuster
- 1 Ln=19 h=7 Curt Graan
- 2 Ln=36 h=40 Brian Rosenski
- 2 Lane -- *** BYE
- 3 Ln=20 h=13 Mike Musgrove
- 3 Ln=32 h=93 Joyce Tucker
- 4 Ln=32 h=96 Laura Meyer
- 4 Ln=36 h=54 Alexander Rosenski





White Sox Mixed

Sunday 6:00 pm


08/09/2009 Week 14 of 15

Lanes 19 - 38

Stardust Bowl

Local and Bowling Center Awards

Name	ID Number	Award Average	G1	G2	G3	Series	Award Score	Award Received
Robert Woolbright	____-____	215	268	278	203	749	749	700 Series Award (TNBA Awards)





White Sox Mixed

Sunday 6:00 pm

08/09/2009 Week 14 of 15

Lanes 19 - 38

Stardust Bowl

** Last Week's High Scores for Immediate Release **

	Scratch Game	Scratch Game	Scratch Series	Scratch Series
Men	278 Robert Woolbright	222 Mike Musgrove	749 Robert Woolbright	558 Brian Schuster
	268 Robert Woolbright	220 Ken Blankenberger	682 Curt Graan	554 Brian Rosenski
	267 Curt Graan	216 Terry Schuster	654 Mike Musgrove	554 Ken Blankenberger
	266 Tim Russel	215 Greg Stryck	640 Matt Ulanowski	543 Dave Pezel
	246 George Goodmun	215 Dave Drlich	622 Terry Schuster	542 Shawn Leavy
	244 Curt Graan	213 Terry Schuster	617 Sean Blaylock	538 Brett Carter
	237 Matt Ulanowski	213 Matt Ulanowski	616 George Goodmun	519 Chad Uziel
	236 Greg Stryck	212 Sean Blaylock	607 Greg Stryck	504 Mike Schuster
	229 Mike Musgrove	210 Brett Carter	600 Dave Drlich	497 Scott Bort
	225 Ken Bober	209 Dave Pezel	588 Tim Russel	496 Nick Hernandez
	Women	245 Jackie Graan	182 Denise Heflin	590 Kim Marcelak
210 Gail Drlich		181 Jackie Graan	582 Jackie Graan	420 Amy Vosler
206 Denise Heflin		180 Angel Schwartz	581 Gail Drlich	414 Lisa Slawson
205 Kim Marcelak		179 Mindy Adams	577 Denise Heflin	394 Amanda Feledy
202 Kim Marcelak		176 Joyce Tucker	532 Mindy Adams	361 Lynn Pezel
199 Gail Drlich		172 Gail Drlich	523 Angel Schwartz	357 Kaici Corder
189 Denise Heflin		172 Jamie Cook	459 Marykate Conway	337 Laura Meyer
185 Mindy Adams		170 Laura Carroll	456 Laura Carroll	336 Katie Cunnningham
184 Angel Schwartz		168 Mindy Adams	436 Lori Llanes	315 Cindi Uziel
183 Kim Marcelak		163 Laura Carroll	429 Jamie Cook	310 Rachel Albright





White Sox Mixed

Sunday 6:00 pm

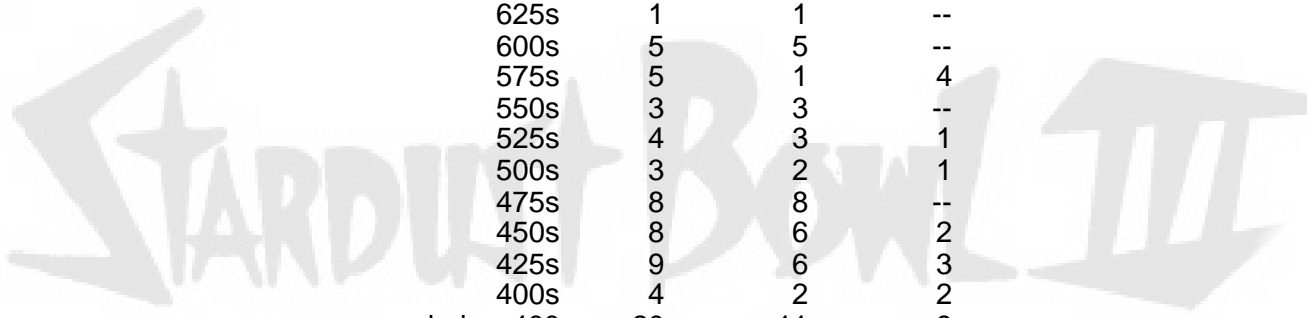
08/09/2009 Week 14 of 15

Lanes 19 - 38

Stardust Bowl

This Week's Statistics

	Over All	Men	Women
How many people bowled	73	51	22
Number of games bowled	219	153	66
Actual average of week's scores	154.37	159.93	141.47
How many games above average	103	73	30
How many games below average	115	80	35
Pins above/below average per game	0.36	-0.07	1.33
How many people raised average	37	26	11
by this amount	1.07	1.11	0.99
how many people went down	35	24	11
by this amount	-1.11	-1.27	-0.78
League average before bowling	154.46	160.41	140.67
League average after bowling	154.47	160.38	140.77
Change in league average	0.01	-0.03	0.10
800s	--	--	--
775s	--	--	--
750s	--	--	--
725s	1	1	--
700s	--	--	--
675s	1	1	--
650s	1	1	--
625s	1	1	--
600s	5	5	--
575s	5	1	4
550s	3	3	--
525s	4	3	1
500s	3	2	1
475s	8	8	--
450s	8	6	2
425s	9	6	3
400s	4	2	2
below 400	20	11	9
300s	--	--	--
275s	1	1	--
250s	3	3	--
225s	7	6	1
200s	24	20	4
175s	29	19	10
150s	56	42	14
125s	46	33	13
100s	33	18	15
below 100	20	11	9





White Sox Mixed

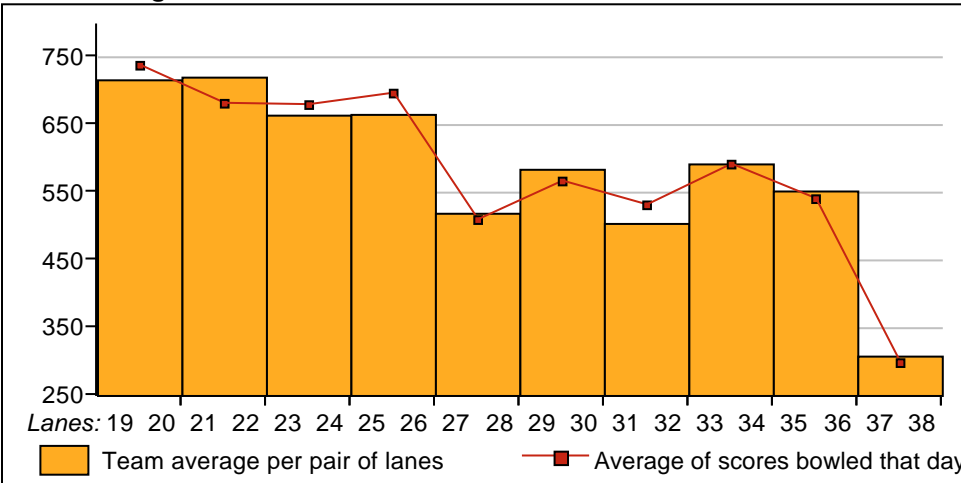
Sunday 6:00 pm

08/09/2009 Week 14 of 15

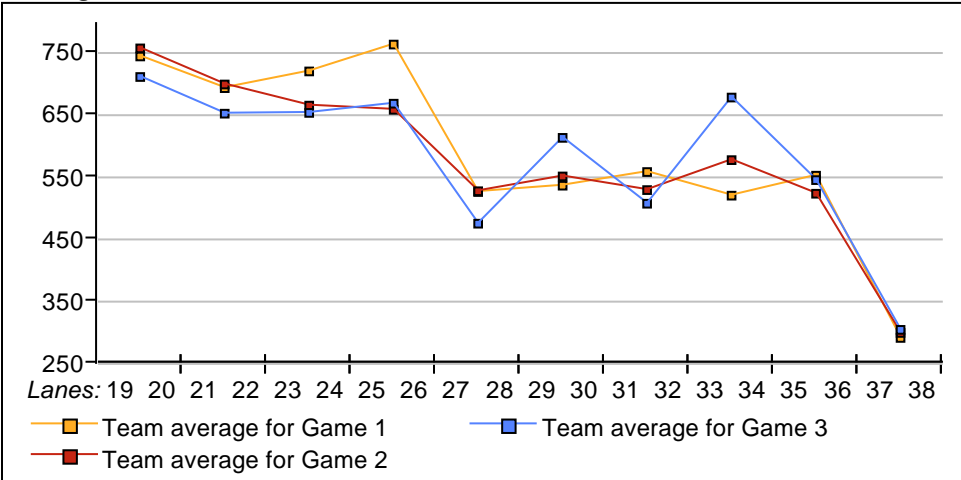
Stardust Bowl

Lanes 19 - 38

Team Average vs Ave of Scores



Average of Scores for Each Game



Amount Over/Under Team Average

