



Stardust Bowl III League
Bowler of the Year Tournament
 Qualifying Round May 11th
 Championship May 18th

Tuesday Men

Tuesday 6:30 pm

04/24/2012 Week 35 of 36

Stardust Bowl

President: Curt Jensen is on Lane 35 Vice President: Jerry Brann is on Lane 32
 Secretary/Treasurer: Tom Lombardo is on Lane 32



Send us a Friend Request on www.Facebook.com/StardustBowl3

League Standing Sheets are on www.BowlStardust.com with Expanded Stats
 Join our Email List for Standing Sheet updates, Bowling Specials & Coupons!
 SUMMER LEAGUE NOW FORMING!! Sox vs Cubs, Money Doubles, Youth/Adult & MORE!



===== U P C O M I N G T O U R N A M E N T S =====
 ~Bowler of the Year Tournament May 11 & 18. Are you on www.BowlStardust.com
 ~King of the Hill Spring Series March 23 - May 4
 ~King of the Hill Summer Series June 1 - August 17
 ~40 Frame Game Tournament May 5 - August 19 Bowl Any Day Any Time



House Jackpots - Enter by the 3rd Frame

~Strike Lotto \$2.00 Entry @Front Desk. Divisions:159 & Under, 160-199, 200+
 ~High Roller Jackpot. You Bowl It, You Win a % of the Jackpot!
 270-279 = 10% 280-289 = 15% 290-299 = 25% ~300~ = 50%
 ~\$5.00 Brackets @ the Counter. Each Full Bracket Wins 1st \$25, 2nd \$10



Final Standings

Place	No.	Team Name	YTD Wins
1	9	Kings of Stardust III	154
2	18	Cubs Crew	149
3	7	Mag Trucking	119
4	1	Daome	135.5
5	3	GPS	146
6	15	Stardust Stooges	141.5
7	21	Galka's Pro Shop	141
8	28	Johnny's Tap	138.5
9	23	Webb Ford	136.5
10	30	Koifoid's Pro Shop	135.5
11	27	The Goonies	134
12	12	Free Birds	129
13	11	Misfits	127
14	10	Stardust III	125
15	26	NOJON	123
16	13	Napelton Cadillac	123
17	6	It Was What It Was	122
18	17	Herr & Sons	122
19	2	Team Stardust	118
20	4	Quality Craftsman	117
21	5	Flintstones	117
22	16	Bohica	113.5
23	20	Chico & The Gang	110
24	19	Pin Seekers	108.5
25	8	Hardcore	107
26	29	Out of Your Element	100.5
27	24	J-M Golf	101
28	25	Ultra Foods	98
29	22	The 25's	94
30	14	\$21 Dollars Wasted	89

Lane Assignments

19-20 21-22 23-24 25-26 27-28 29-30 31-32 33-34 35-36 37-38 39-40 41-42 43-44 45-46 47-48
 36 05/01 21-12 2-3 11-1 18-8 10-9 17-7 13-30 5-4 28-14 27-15 20-6 24-22 25-29 26-23 19-16 *Manually assigned*

Individual High Averages

226.85 Rob Cuthbert 226.52 Shaun Ciesielski 225.44 James Urbanczyk 225.24 Tom Lombardo 225.08 Paul Lundahl
 225.02 Jerry Brann 224.44 Curt Jensen 223.36 Gary Purcell 222.17 John Pitner 218.95 Eric Martin

Most Improved Average

<u>Most Improved average</u>		<u>Most Improved average</u>		<u>Most Improved average</u>	
148 to 175.89 =+27.89	Ray Brown	124 to 136.43 =+12.43	Tony Renzetti	211 to 223.36 =+12.36	Gary Purcell
173 to 184.49 =+11.49	Jeremy Tucker	176 to 184.87 = +8.87	Andrew Mielcare	164 to 170.90 = +6.90	Fred Ewing

Most Un-Improved Averages

222 to 194.17 = -27.83	Eric Floyhar	233 to 206.24 = -26.76	Nick Hernandez	225 to 200.43 = -24.57	Ken Tatina
228 to 203.67 = -24.33	Ryan Allender	202 to 178.21 = -23.79	Phil Cher	203 to 179.33 = -23.67	Brian Lafreniere

Last Week's Top Scores

<u>Team Scratch Game</u>		<u>Team Scratch Series</u>		<u>Team Handicap Game</u>		<u>Team Handicap Series</u>	
1139	Kofoid's Pro Shop	3310	Kofoid's Pro Shop	1268	Stardust III	3574	Webb Ford
1135	NOJON	3234	NOJON	1266	Mag Trucking	3555	NOJON
1117	Misfits	3191	Quality Craftsman	1255	Misfits	3548	Quality Craftsma
1116	Johnnys Tap	3169	Johnnys Tap	1254	Bohica	3535	Stardust III
1107	Stardust III	3163	Webb Ford	1242	NOJON	3512	Misfits
<u>Scratch Game</u>		<u>Scratch Series</u>		<u>Handicap Game</u>		<u>Handicap Series</u>	
290	Tom Gibson	769	Jerry Brann	326	Tom Gibson	828	Kevin Brunski
279	Kevin Brunski	722	John Wojtczak	315	Kevin Brunski	804	Thomas Parker
279	Jerry Brann	722	James Urbanczyk	298	Tom Formoso	800	John Wojtczak
267	Bernie Townsend	720	Kevin Brunski	295	Bernie Townsend	784	Jerry Brann
267	Gary Ghezzi Sr	720	Gregg Schmied	295	Tony Hevesy	780	Dennis Rohe
267	Gregg Schmied			295	Don Doffin		
267	Don Doffin						
267	Steve Herr						
267	Doug Fulkerson						

Weekly Game Over Average

<u>Game - Ave = Difference</u>	
290 - 189 = 101	Tom Gibson
279 - 190 = 89	Kevin Brunski
265 - 193 = 72	Tom Formoso
246 - 175 = 71	Tony Hevesy
267 - 198 = 69	Bernie Townsend
267 - 198 = 69	Don Doffin

Weekly Series over Average

<u>Series - Ave = Difference</u>	
720 - 570 = 150	Kevin Brunski
618 - 483 = 135	Thomas Parker
722 - 603 = 119	John Wojtczak
647 - 543 = 104	Gregory Koliboski
675 - 573 = 102	Dennis Rohe

Team Rosters

Name	True				HDCP High HDCP High HDCP To Raise To Drop										Most Improved				
	Average	HDCP	Pins	Gms	-1-	-2-	-3-	Total	Total	Game	Game	Sers	Sers	Avg +1	Avg -1	250's	700's	Ave	+/-
1 - Daome Lane 24	HDCP=144 Ave=987																		
Tom Formoso	193.84	33	19190	99	203	174	265	642	741	265	298	655	757	598	495	3	--	195	-1.16
Steve Bufano	181.34	44	16321	90	171	202	162	535	667	202	246	576	708	605	511	--	--	187	-5.66
Al Roberts	207.56	20	18058	87	183	156	198	537	594	198	217	537	594	662	571	9	3	217	-9.44
Butch Bodnar	208.61	19	19401	93	212	225	175	612	669	225	244	612	669	663	566	7	2	211	-2.39
Bernie Townsend	198.97	28	17111	86	162	267	240	669	753	267	295	678	765	600	510	6	1	210	-11.03
Alex Bodnar	217.26	11	5866	27				0	0	0	0	0	0	674	643	6	2	218	-0.74
Mike Witkowski	148.31	72	5339	36				0	0	181	253	440	656	472	432	--	--	149	-0.69
2 - Team Stardust Lane 21	HDCP=166 Ave=964																		
Bob Kammer Sr	195.17	31	18151	93	212	212	192	616	712	225	257	630	726	665	568	--	1	200	-4.83
Joe Broad	192.85	34	18514	96	137	233	185	555	654	233	266	607	709	593	493	6	--	197	-4.15
Jim J. Fanelli Sr	181.82	44	15818	87	189	189	158	536	668	236	281	661	796	562	471	1	--	192	-10.18
David Czapl	190.55	36	16006	84	196	205	232	633	741	232	268	633	741	611	523	4	--	202	-11.45
Dave L. Siokos	206.51	21	19825	96				0	0	214	235	617	680	668	568	6	5	213	-6.49
Robert Woolbright	196.29	30	4711	24				0	0	0	0	0	0	608	580	--	--	219	-22.71
Sean E. Blaylock	196.24	30	8242	42	213	220	189	622	715	220	251	622	715	623	577	1	--	200	-3.76
3 - GPS Lane 22	HDCP=107 Ave=1029																		
Gregory Koliboski	182.13	43	17484	96	210	245	192	647	779	245	289	647	779	633	533	--	--	187	-4.88
Jason K. Mulvihill	211.33	17	8242	39				0	0	0	0	0	0	662	619	4	2	212	-0.67
Aaron Gawrys	204.52	23	11044	54	169	173	213	555	621	214	236	606	672	641	583	1	2	225	-20.48
Nick Hernandez	206.24	21	19180	93	193	244	192	629	692	258	279	629	692	692	595	9	4	233	-26.76
Rob Cuthbert	226.85	3	22458	99	210	219	205	634	640	266	268	713	719	696	593	17	10	236	-9.15
Jim Meeks	203.19	24	18897	93	181	205	208	594	666	239	263	619	691	687	590	5	--	204	-0.81
Shaun Stok	224.92	5	10796	48				0	0	0	0	0	0	679	627	9	4	228	-3.08
4 - Quality Craftsman Lane 34	HDCP=118 Ave=1015																		
Rich Rondelli	176.42	48	17995	102	152	225	169	546	690	225	273	556	703	590	484	2	--	194	-17.58
Jono R. Ghezzi	196.57	30	20050	102	234	189	203	626	716	234	264	626	716	635	529	3	--	196	+0.57
Gary Ghezzi Sr	208.24	19	21240	102	243	202	267	712	772	267	287	712	772	705	599	7	2	218	-9.76
Pete S. Labarbara	217.76	11	22865	105	244	224	215	683	716	244	255	683	716	679	570	12	6	229	-11.24
Eric J. Martin	218.95	10	21019	96	208	208	208	624	654	0	0	0	0	662	562	11	7	226	-7.05
Donald Ghezzi Sr		29	0	0				0	0	0	0	0	0			--	--	197	
Jack Lane		72	0	0				0	0	0	0	0	0			--	--	145	
Steve Fouch		13	0	0				0	0	0	0	0	0			--	--	215	

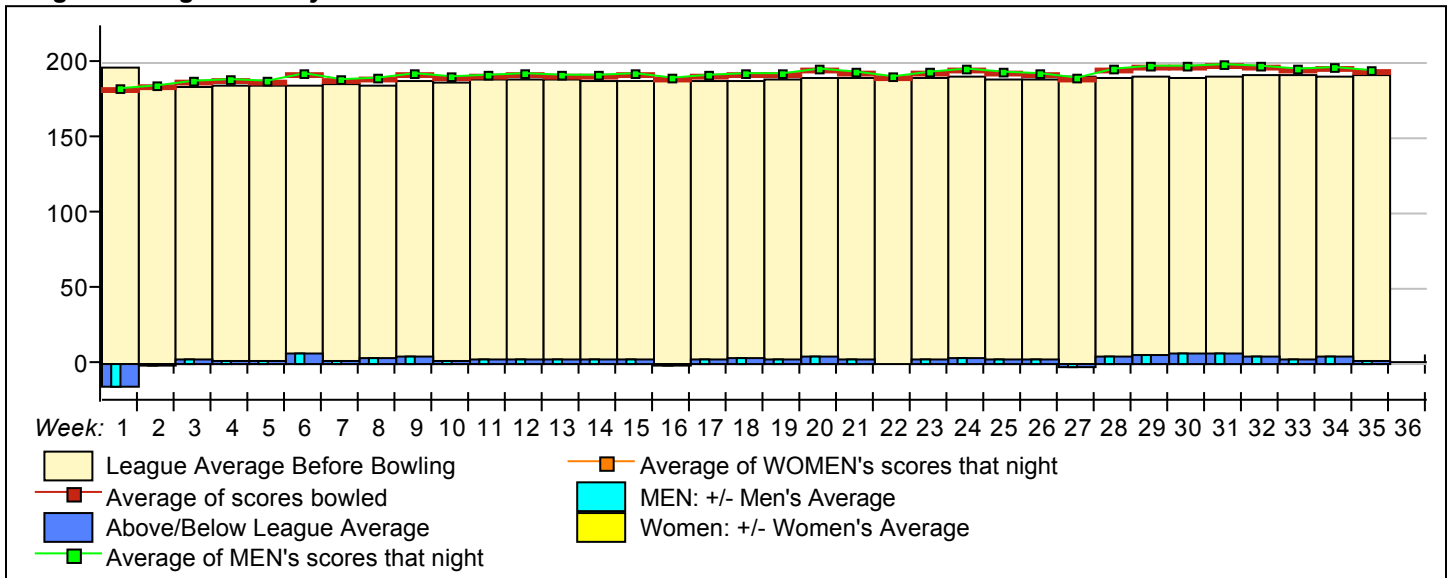
Name	True				HDCP High HDCP High HDCP To Raise To Drop										Most Improved				
	Average	HDCP	Pins	Gms	-1-	-2-	-3-	Total	Total	Game	Game	Sers	Sers	Avg +1	Avg -1	250's	700's	Ave	+/-
5 - Flintstones	Lane 33	HDCP=216 Ave=907																	
Jesse Kats	170.33	54	12775	75a160a160a160	480	642	222	276	578	740	563	484	--	--	170	+0.33			
Brandon White	181.76	44	18540	102 191 194 224	609	741	233	278	628	763	570	464	1	--	177	+4.76			
Brian Juda	159.98	63	15358	96 178 154 169	501	690	205	268	505	694	482	382	--	--	171	-11.02			
Mark Hayes	198.36	28	19638	99 164 202 175	541	625	209	237	619	703	660	557	4	1	203	-4.64			
Matt Chalmers	199.34	27	17343	87 160 202 255	617	698	255	282	617	698	657	566	6	2	196	+3.34			
Kevin D. Carey	141.76	72	2977	21	0	0	0	0	0	0	431	406	--	--					
Brian Lafreniere	179.33	24	538	3	0	0	0	0	0	0	542	535	--	--	203	-23.67			
Paul Hayes Sr	191.17	35	2294	12	0	0	0	0	0	0	586	570	--	--	199	-7.83			
6 - It was what it was	Lane 40	HDCP=154 Ave=977																	
Jim Denton	195.97	31	19401	99 146 187 213	546	636	223	253	610	700	591	488	3	1	209	-13.03			
Jeff Swetlik	171.84	53	17012	99 170 114 171	455	611	180	232	491	647	532	429	--	--	180	-8.16			
Dennis Rohe	193.01	33	17371	90 255 225 195	675	780	255	290	675	780	671	577	2	--	191	+2.01			
Robert Damon Jr	196.88	30	19491	99 150 192 191	533	620	229	259	655	745	603	500	2	1	192	+4.88			
John Pitner	222.17	7	22661	102 223 190 225	638	659	297	304	703	724	754	648	21	9	226	-3.83			
Stanley Wiater	189.50	16	1137	6	0	0	0	0	0	0	573	563	--	--	212	-22.50			
Scott T. Damon	185.67	40	1671	9	0	0	0	0	0	0	561	548	--	--	199	-13.33			
7 - Mag Trucking	Lane 30	HDCP=212 Ave=912																	
Andrew A. Mielcarek	184.87	41	19411	105 215 245 178	638	761	245	286	638	761	569	460	1	--	176	+8.87			
Scott Cicale	174.30	50	13247	76a164a164a164	492	642	203	253	503	653	578	498	--	--	177	-2.70			
Michael Goodman	170.26	54	15323	90a160a160a160	480	642	197	251	494	656	580	486	--	--	167	+3.26			
Tom Gibson	189.97	36	18807	99 163 290 200	653	761	290	326	653	761	573	470	1	--	197	-7.03			
Sal Salazar	195.29	31	20505	105 183 195 201	579	672	201	232	579	672	663	554	4	1	193	+2.29			
8 - Hardcore	Lane 26	HDCP=211 Ave=912																	
Lenny Czaplowski	178.03	46	18693	105 141 169 192	502	640	220	267	586	727	639	530	--	--	179	-0.97			
Michael Sohan	168.09	55	13111	78	0	0	0	0	0	0	578	496	--	--	178	-9.91			
Bob Mosel	190.92	36	17183	90 180 199 185	564	669	199	234	564	669	580	486	2	--	211	-20.08			
Phil Cher	178.21	46	8554	48 160 188 151	499	634	188	233	499	634	575	523	--	--	202	-23.79			
Ramiro Salazar	198.11	28	16443	83 194 212 218	624	711	233	262	624	711	671	584	2	1	194	+4.11			
Darren Stevens	207.80	20	13507	65 157 203 224	584	641	229	248	609	666	637	568	4	2	208	-0.20			
9 - Kings of Stardust III	Lane 28	HDCP=71 Ave=1068																	
Ted Rosenquist	209.03	18	16304	78 215 248 179	642	699	248	267	642	699	706	624	6	4	216	-6.97			
Alex DaCorte	210.70	18	20859	99 169 167 256	592	643	256	273	611	662	663	560	10	6	221	-10.30			
Scott Kaszubski	214.93	14	20633	96 217 237 206	660	702	239	253	660	702	652	552	6	3	219	-4.07			
Sean Jackson	209.14	18	18823	90 204 211 169	584	638	300	319	694	751	707	613	5	3	204	+5.14			
Shaun Ciesielski	226.52	3	21066	93 190 202 234	626	632	278	281	740	749	726	629	21	13	233	-6.48			
Darrell Richmond	217.85	11	5882	27	0	0	0	0	0	0	658	627	6	3	226	-8.15			
Eric Floyhar	194.17	7	1165	6	0	0	0	0	0	0	590	580	--	--	222	-27.83			
Kevin Kullman	237.17	0	1423	6	0	0	0	0	0	0	719	709	2	1	238	-0.83			
Tim Isaacs	181.33	33	544	3	0	0	0	0	0	0	548	541	--	--	193	-11.67			
Ryan Allender	203.67	1	611	3	0	0	0	0	0	0	613	606	--	--	228	-24.33			
10 - Stardust III	Lane 27	HDCP=160 Ave=970																	
Ron Meeks	178.63	46	15541	87 202 175 132	509	647	219	265	591	729	569	478	--	--	189	-10.37			
Chris Reh	202.14	25	12735	63	0	0	194	219	556	631	663	596	3	--	214	-11.86			
Jim A. Genovesi	195.20	31	18739	96 203 216 199	618	714	234	266	618	714	665	565	3	1	195	+0.20			
Kevin M. Brunski	191.63	35	18396	96 279 225 216	720	828	279	315	720	828	612	512	3	1	210	-18.38			
Greg Rather	204.92	23	18443	90 181 181 245	607	673	245	267	607	673	622	528	7	3	214	-9.08			
Jim Wandachowicz	202.10	25	16976	84 242 189 167	598	673	242	267	598	673	685	597	6	--	212	-9.90			
Scot West	181.67	44	1635	9	0	0	0	0	0	0	549	536	1	--	196	-14.33			
11 - Misfits	Lane 23	HDCP=143 Ave=988																	
Justin Lynn	190.27	36	19978	105 213 171 235	619	727	235	271	619	727	650	541	--	--	188	+2.27			
Dave B. Szczesniak	205.05	22	17224	84	0	0	0	0	0	0	698	610	2	1	205	+0.05			
Don Doffin	198.41	28	20833	105 177 189 267	633	717	267	295	633	717	659	550	2	--	210	-11.59			
Bruce Gorney	207.92	20	21832	105 232 175 172	579	636	246	266	666	726	632	523	4	2	211	-3.08			
Tom Hurst	188.63	37	11884	63 232 176 192	600	711	232	269	600	711	590	523	--	--	183	+5.63			
Harry Snell	155.33	67	4660	30	0	0	0	0	0	0	488	454	--	--	163	-7.67			
Tom Boyer	211.56	17	5712	27 263 213 191	667	721	263	281	667	721	648	617	2	--	214	-2.44			
12 - Free Birds	Lane 20	HDCP=297 Ave=817																	
George Milkowski	159.36	63	11952	75 147 175 177	499	688	178	241	499	688	528	449	--	--	167	-7.64			
Mike Beyer	160.97	63	15453	96 170 157 168	495	684	170	233	495	684	486	386	--	--	160	+0.97			
Mario Marciniak	158.44	64	14260	90	0	0	170	234	444	636	527	433	--	--	160	-1.56			
JL Cargal	161.54	62	12600	78 169 178 156	503	689	178	240	503	689	522	440	--	--	159	+2.54			
Paul Pawlowski	179.89	45	17629	98 180 194 163	537	672	194	239	537	672	551	449	--	--	176	+3.89			
Frank Klein	165.88	58	9953	60 171 152 189	512	686	189	247	531	705	505	441	--	--	164	+1.88			
Ken Burbridge	143.07	72	2146	15	0	0	0	0	0	0	446	427	--	--					
Mike J. Crafton	157.83	64	947	6	0	0	0	0	0	0	475	465	--	--	158	-0.17			

Name	True				HDCP High HDCP High HDCP To Raise To Drop								Most Improved						
	Average	HDCP	Pins	Gms	-1-	-2-	-3-	Total	Total	Game	Game	Sers	Sers	Avg +1	Avg -1	250's	700's	Ave	+/-
13 - Napleton Cadillac Lane 31 HDCP=104 Ave=1032																			
Mike R. Miloshoff	210.46	18	18310	87	257	215	177	649	703	257	275	649	703	680	589	9	2	222	-11.54
Sean M. Maloney	199.62	27	19762	99a	189a	189a	189	567	648	0	0	0	638	535	7	--	200	-0.38	
Marty Lewter	195.84	31	18213	93	233	162	196	591	684	233	264	591	684	603	506	5	--	197	-1.16
Bryan Miloshoff	205.36	22	21563	105	204	181	179	564	630	218	240	607	673	685	576	8	4	221	-15.64
Lou Gorcos	223.00	6	8028	36				0	0	0	0	0	708	668	6	3	227	-4.00	
Chris Miloshoff	207.38	20	4977	24				0	0	231	250	605	662	639	611	2	--	195	+12.38
Roger Wiltermood	189.23	36	5677	30	168	202	177	547	655	202	238	547	655	593	559	--	--		
Brad Wiltermood	188.67	37	1698	9				0	0	0	0	0	570	557	--	--	201	-12.33	
14 - \$21 Dollars Wasted Lane 36 HDCP=155 Ave=975																			
Chuck S. Sons Jr	207.79	20	21818	105	203	202	215	620	680	247	267	694	754	646	537	8	1	215	-7.21
Mike S. Sons	166.78	57	15511	93	161	190	161	512	683	190	247	512	683	521	424	1	--	185	-18.22
Chris M. Carrington	173.55	51	13537	78				0	0	158	208	449	599	557	475	--	--	176	-2.45
Kevin P. Livingston	204.46	23	20855	102	210	244	165	619	688	244	267	619	688	670	564	3	1	220	-15.54
Paul Lundahl	225.08	4	14855	66	258	178	233	669	681	258	262	669	681	739	669	9	4	225	+0.08
Paul Krstulovich	169.46	54	9151	54	135	162	145	442	604	212	266	542	704	539	481	--	--	166	+3.46
Mark Timmons	211.38	17	5073	24				0	0	0	0	0	651	623	2	--	213	-1.63	
15 - Stardust Stooges Lane 38 HDCP=182 Ave=945																			
Ray L. Brown	175.89	49	17413	99	141	127	147	415	556	208	255	460	601	539	436	--	--	148	+27.89
Jeremy Tucker	184.49	41	17158	93	202	203	210	615	741	210	252	615	741	602	505	--	--	173	+11.49
John A. Djenka	184.40	41	16043	87	201	215	170	586	709	215	256	586	709	607	516	1	--	192	-7.60
Justin W. Schmidt	187.89	38	19165	102	192	194	189	575	689	194	232	575	689	575	469	7	--	187	+0.89
Tim Bodnar	215.73	13	22004	102	206	227	191	624	663	227	240	624	663	676	570	12	7	218	-2.27
John C. Hernandez	169.12	54	5581	33				0	0	0	0	0	539	502	--	--			
Dan Gillim	184.33	62	1106	6				0	0	0	0	0	559	549	--	--	161	+23.33	
16 - Bohica Lane 48 HDCP=186 Ave=941																			
Mike Capretti	190.09	36	18249	96	177	167	207	551	659	212	248	553	661	660	560	2	--	196	-5.91
Dave Barzycki	184.29	41	18798	102	176	192	214	582	705	214	255	582	705	627	521	--	--	192	-7.71
Jason Jarvis	189.81	36	19930	105	168	162	198	528	636	205	241	528	636	590	481	2	--	190	-0.19
Rich Dudek	161.83	62	16021	99	142	132	197	471	657	197	259	496	682	503	400	--	--	163	-1.17
Bobby Schmidt	217.40	11	6522	30				0	0	0	0	0	672	638	3	2	210	+7.40	
Fred Ewing	170.90	54	12305	72	195	151	209	555	717	209	263	555	717	520	444	--	--	164	+6.90
John Melby	168.67	45	506	3				0	0	0	0	0	508	501	--	--	180	-11.33	
17 - Herr & Sons Lane 29 HDCP=126 Ave=1008																			
Skip Totleben	194.29	32	19235	99	221	190	150	561	657	221	253	561	657	655	552	3	1	203	-8.71
Steve Herr	201.45	26	19944	99	267	195	190	652	733	267	294	652	733	660	557	7	2	212	-10.55
Al Flores	192.05	34	16708	87	164	185	184	533	635	185	219	533	635	662	571	1	--	201	-8.95
Bret Bonner	218.65	10	20334	93a	208a	208a	208	624	654	228	238	629	659	690	593	14	9	221	-2.35
Thomas Herr	203.29	24	18906	93	214	153	232	599	671	269	293	638	710	678	581	7	1	212	-8.71
Brian Carroll	197.67	29	2965	15x	181x	147x	182	510	579	182	205	510	579	599	580	1	1	201	-3.33
Scott Zivkovich	196.53	30	5896	30				0	0	208	237	562	649	605	571	--	--	217	-20.47
Joe Basile Jr	167.83	56	1007	6				0	0	0	0	0	505	495	--	--			
18 - Cubs Crew Lane 25 HDCP=115 Ave=1019																			
Tom Seliger	206.03	21	21633	105	156	178	200	534	597	299	322	805	874	723	614	10	2	219	-12.97
Doug Fulkerson	208.72	19	18785	90	267	210	215	692	752	267	287	692	752	652	558	6	2	216	-7.28
Brian Clark	189.84	36	18225	96	181	170	172	523	631	211	247	574	682	585	485	1	--	188	+1.84
Rob Stier	203.82	24	20178	99	182	194	190	566	635	259	283	695	767	630	527	4	1	209	-5.18
Jerry Vogelgesang	213.28	15	20475	96	203	210	185	598	643	246	261	698	743	711	611	10	3	215	-1.72
Jerry Sabin	192.29	34	4038	21				0	0	0	0	0	594	569	1	--	202	-9.71	
19 - Pin Seekers Lane 47 HDCP=300 Ave=815																			
Jay Lannin	160.96	63	15452	96	140	195	117	452	638	195	257	452	638	487	387	--	--	158	+2.96
Jon Kras	153.27	69	14714	96	144	143	130	417	624	193	262	482	689	532	432	1	--	147	+6.27
Thomas Parker	163.01	60	16627	102	187	223	208	618	804	223	285	618	804	593	487	--	--	166	-2.99
Carl Mottinger	170.05	54	17345	102	145	146	152	443	605	188	242	542	704	610	504	1	--	176	-5.95
Mark Kobus	169.06	54	17244	102	202	224	161	587	752	224	279	587	752	606	500	--	--	174	-4.94
Ramon Sykes	203.33	24	2440	12				0	0	0	0	0	620	604	--	--	215	-11.67	
20 - Chico and The Gang Lane 39 HDCP=176 Ave=938																			
Tony T. Renzetti	136.43	72	13916	102	159	123	97	379	595	180	252	496	712	469	363	--	--	124	+12.43
Shawn M. Leavy	201.41	26	20544	102	173	194	186	553	631	234	260	635	713	666	560	5	2	198	+3.41
Kevin Keane	188.41	37	18653	99	214	191	191	596	707	232	270	659	773	625	522	--	--	198	-9.59
Ron Sellers	199.73	27	20972	105	193	193	244	630	711	244	271	675	759	628	519	2	3	202	-2.27
Walter Lollie	214.33	14	20576	96	181	215	246	642	684	246	260	642	684	709	609	13	4	222	-7.67
Robert Sanchez	189.50	18	1137	6				0	0	0	0	0	573	563	--	--	209	-19.50	
Rick Young	176.78	48	1591	9				0	0	0	0	0	533	520	--	--	178	-1.22	

Name	True				HDCP High HDCP High HDCP To Raise To Drop										Most Improved				
	Average	HDCP	Pins	Gms	-1-	-2-	-3-	Total	Total	Game	Game	Sers	Sers	Avg +1	Avg -1	250's	700's	Ave	+/-
21 - Galka's Pro Shop Lane 19 HDCP=140 Ave=991																			
Bill Sliepka	187.27	38	19663	105	157	223	203	583	697	223	261	583	697	641	532	3	--	189	-1.73
Harris Kirmani	162.07	61	15559	96	134	144	130	408	591	246	308	611	797	578	478	--	--	156	+6.07
Joe Mokry	209.31	18	19466	93a	199a	199a	199	597	651	225	243	594	648	694	597	9	3	209	+0.31
James Urbanczyk	225.44	4	20290	90	257	217	248	722	737	257	262	722	737	728	634	16	13	221	+4.44
Brian Verhoeve	208.37	19	19378	93	243	217	171	631	688	278	299	739	802	686	589	9	2	206	+2.37
Scott Verhoeve	228.28	1	4109	18				0	0	0		0		700	678	6	2	215	+13.28
Carl Johnson	201.33	26	3020	15				0	0	0		0		616	597	1	--	208	-6.67
Kevin Reyes	191.67	35	2300	12				0	0	0		0		580	564	--	--	205	-13.33
22 - The 25's Lane 42 HDCP=302 Ave=785																			
Bill Dicristofano	123.79	72	5323	43				0	0	145	217	409	625	381	334	--	--		
Ed Chrzanowski	157.32	65	14159	90	138	136	161	435	630	161	226	435	630	535	441	--	--	163	-5.68
Jerry Witulski	162.31	61	15582	96	214	170	179	563	749	214	276	563	749	555	455	--	--	162	+0.31
Pasquale Capocci	174.10	50	17236	99	211	140	158	509	659	211	261	519	669	614	511	--	--	179	-4.90
Barry Moss	169.15	54	17761	105	160	154	188	502	664	197	252	548	713	599	490	--	--	183	-13.85
Jason Rhodes	178.04	46	4807	27	196	174	182	552	693	215	263	552	695	563	532	--	--	184	-5.96
Kevin Cleary	134.77	72	5256	39				0	0	0		0		414	371	--	--		
23 - Webb Ford Lane 46 HDCP=125 Ave=1009																			
John Wojtczak	202.97	25	18876	93	220	244	258	722	800	258	284	722	800	612	515	4	2	209	-6.03
Ray Dziezak	196.98	30	8273	42				0	0	0		0		592	546	2	--	203	-6.02
Jim Riffice Sr	191.63	35	20121	105	202	211	174	587	692	214	249	608	713	615	506	2	--	209	-17.37
Jay Larson	205.29	22	19708	96	214	170	205	589	655	224	246	656	722	686	586	5	--	221	-15.71
Gregg Schmied	215.68	13	22646	105	209	267	244	720	762	267	281	720	762	682	573	11	4	222	-6.32
Bryan Wojtczak	184.95	41	7213	39	169	166	210	545	665	210	250	545	665	557	514	--	--	186	-1.05
Tommy Schmied	213.85	15	8340	39				0	0	225	239	604	646	648	605	5	4	202	+11.85
Troy Rush		26	0	0				0	0	0		0				--	--	201	
24 - J - M Golf Lane 41 HDCP=239 Ave=883																			
Tony Hevesy	176.79	48	10077	57	202	246	173	621	768	246	295	621	768	543	482	--	--	182	-5.21
Nick Hevesy Sr	151.88	71	10935	72	111	158	168	437	647	168	238	437	647	465	389	--	--	157	-5.13
Nick Hevesy Jr	166.78	57	17512	105	140	135	191	466	634	191	247	503	671	524	415	--	--	176	-9.22
Nick K Kerr	180.99	45	16832	93	205	205	195	605	740	205	250	605	740	544	447	--	--	189	-8.01
Jon Penwit	210.70	18	13274	63	190	214	231	635	689	231	249	635	689	652	585	6	2	208	+2.70
Gary Panozzo Jr	207.72	20	12463	60				0	0	207	226	593	650	641	577	7	2	213	-5.28
Mark Allen	174.08	50	10967	63				0	0	190	241	532	685	583	516	1	--	183	-8.92
Nick J Kerr		21	0	0				0	0	0		0				--	--	206	
25 - Ultra Foods Lane 43 HDCP=330 Ave=768																			
John Horvath Sr	148.39	72	14691	99	153	134	145	432	648	153	225	439	655	507	404	--	--	153	-4.61
Frank Mallek	138.96	72	13340	96	128	132	109	369	585	157	229	395	611	421	321	--	--	135	+3.96
Dennis Ley Sr	162.93	61	17108	105	143	153	148	444	624	172	232	480	660	496	387	--	--	166	-3.07
Tom Heffernan	162.36	61	17048	105	197	130	178	505	688	222	284	594	780	556	447	--	--	165	-2.64
Lee Darragh	158.50	64	16167	102	134	178	219	531	726	219	284	531	726	528	422	--	--	159	-0.50
Dennis Ley Jr	184.78	41	1663	9				0	0	0		0		557	544	--	--	184	+0.78
26 - NOJON Lane 45 HDCP=129 Ave=1004																			
Mike Lareau	194.80	32	15779	81				0	0	205	236	542	635	601	516	2	1	208	-13.20
Jason Winters	202.79	25	9734	48	225	257	202	684	762	257	283	684	762	619	567	1	--	219	-16.21
Tim McNeal	198.31	28	16658	84	179	217	246	642	729	246	275	642	729	655	567	5	1	201	-2.69
Jason Traina	203.96	24	16521	81	201	204	197	602	671	257	282	695	770	615	530	3	2	226	-22.04
Derek Skievaski	207.62	20	14326	69	196	191	257	644	704	269	289	644	704	650	577	5	3	216	-8.38
Matt Reihel	214.53	14	7723	36				0	0	0		0		662	622	4	2	223	-8.47
Joe Trichak	219.50	9	13170	60	214	215	233	662	689	254	264	729	759	690	626	10	5	217	+2.50
Paul Onest	188.06	37	9027	48				0	0	0		0		612	560	--	--	186	+2.06
Carl Lisek	188.61	37	3395	18				0	0	0		0		574	552	--	--	202	-13.39
27 - The Goonies Lane 37 HDCP=153 Ave=977																			
Kyle Hennelly	206.02	21	21632	105	181	206	241	628	694	241	263	628	694	724	615	6	2	212	-5.98
George Kostoff	202.23	25	18807	93	200	247	191	638	716	247	273	638	716	681	584	7	1	202	+0.23
Tom G. Ewing	178.92	46	17176	96	186	226	179	591	729	232	279	601	742	545	445	1	--	185	-6.08
Tim Byrne	187.95	38	18607	99				0	0	214	252	624	738	569	466	2	--	198	-10.05
Craig Knor	204.52	23	19634	96	203	169	204	576	645	246	270	720	792	661	561	3	2	212	-7.48
Joe Lachcik	194.59	32	5254	27	217	179	228	624	726	228	262	624	726	596	565	2	1	187	+7.59
Joseph A. Knor	178.67	34	536	3				0	0	0		0		538	531	--	--	192	-13.33
28 - Johnny's Tap Lane 35 HDCP=93 Ave=1044																			
Jim Gillespie	209.76	18	21396	102	246	214	199	659	713	246	264	659	713	654	548	7	3	221	-11.24
Wayne Kullman	195.87	31	11752	60	247	210	167	624	717	247	278	624	717	596	532	2	1	209	-13.13
Nick Hanzi	205.02	22	21527	105	215	233	183	631	700	266	290	725	797	721	612	5	3	213	-7.98
Ed Scheive	211.95	17	21619	102	192	148	257	597	645	257	273	602	650	641	535	12	4	219	-7.05
Curt Jensen	224.44	5	23566	105	216	217	225	658	673	257	262	708	723	734	625	21	10	230	-5.56
Bob Fuehrmeyer	203.98	24	9791	48				0	0	258	285	749	830	613	561	3	2	215	-11.02
Bill Piekarski	218.33	4	655	3				0	0	0		0		659	652	--	--	225	-6.67

Name	True Average	HDCP	Pins	Gms	-1-	-2-	-3-	Total	HDCP High				To Raise To Drop		Most Improved				
									Total	Game	Game	Sers	Sers	Avg +1	Avg -1	250's	700's	Ave	+/-
29 - Out of Your Element Lane 44 HDCP=203 Ave=922																			
Chris Melcarek	197.67	29	18976	96	212	231	237	680	770	239	269	680	770	626	526	3	1	204	-6.33
Mark Lannin	163.44	60	16344	100a	153a	153	199	505	685	199	259	481	661	548	444	1	1	174	-10.56
Larry K. Davis	157.25	65	11794	75a	147a	147a	147	441	636	0	0	0	0	530	451	--	--	165	-7.75
Travis Pitchford	204.96	23	5534	27	235	199	236	670	745	236	261	670	745	616	585	1	--	209	-4.04
Terry Niksich	201.29	26	20330	101a	190	245	215	650	731	245	272	595	676	678	573	2	1	212	-10.71
Tim Sherwood	177.73	47	5865	33				0	0	0	0	0	0	543	506	--	--	177	+0.73
30 - Kofoid's Pro Shop Lane 32 HDCP=41 Ave=1102																			
Gary Purcell	223.36	6	23453	105	198	225	224	647	665	244	250	665	683	739	630	14	11	211	+12.36
Mike Ferro	212.06	16	15268	72a	202a	202a	202	606	654	233	250	655	706	707	631	5	3	226	-13.94
Tom Lombardo	225.24	4	21623	96	235	257	193	685	697	300	305	752	767	751	651	16	9	227	-1.76
Ron Brann	217.05	11	20186	93	225	192	186	603	636	237	248	663	696	742	645	12	6	225	-7.95
Jerry Brann	225.02	4	23627	105	279	242	248	769	784	279	284	769	784	781	672	14	10	239	-13.98
Jon Roberts	217.72	11	3919	18				0	0	0	0	0	0	659	637	1	2	219	-1.28
Ken Tatina	200.43	27	4209	21				0	0	0	0	0	0	615	590	--	--	225	-24.57
Ray Gaik	191.83	15	1151	6				0	0	0	0	0	0	577	567	--	--	213	-21.17

League Average Week-by-Week



****Last Week's High Scores for Immediate Release****

<u>Scratch Game</u>	<u>Scratch Game</u>	<u>Scratch Series</u>	<u>Scratch Series</u>
290 Tom Gibson	263 Tom Boyer	769 Jerry Brann	680 Chris Melcarek
279 Kevin Brunski	258 John Wojtczak	722 John Wojtczak	675 Dennis Rohe
279 Jerry Brann	258 Paul Lundahl	722 James Urbanczyk	670 Travis Pitchford
267 Bernie Townsend	257 Ed Scheive	720 Kevin Brunski	669 Bernie Townsend
267 Gary Ghezzi Sr	257 Derek Skievaski	720 Gregg Schmied	669 Paul Lundahl
267 Gregg Schmied	257 Tom Lombardo	712 Gary Ghezzi Sr	667 Tom Boyer
267 Don Doffin	257 James Urbanczyk	692 Doug Fulkerson	662 Joe Trichak
267 Steve Herr	257 Mike Miloshoff	685 Tom Lombardo	660 Scott Kaszubski
267 Doug Fulkerson	257 Jason Winters	684 Jason Winters	659 Jim Gillespie
265 Tom Formoso	256 Alex DaCorte	683 Pete Labarbara	658 Curt Jensen

STARDUST BOWL III

\$5 Brackets - 8 person 3 game HDCP - Handicap

Game 1	Game 2	Game 3	
			-- #1 --
1 Ln=26 h=45 205 <i>Phil Cher</i>	236 Brian Verhoeve		** Finished **
1 Ln=39 h=19 262 Brian Verhoeve		190 <i>Brian Verhoeve</i>	
2 Ln=37 h=44 254 <i>Gregory Koliboski</i>	222 <i>Steve Herr</i>		
2 Ln=19 h=27 294 Steve Herr			
3 Ln=36 h=31 214 <i>Sal Salazar</i>	224 Joe Trichak		\$25 Joe Trichak
3 Ln=20 h=9 223 Joe Trichak		242 Joe Trichak	\$10 Brian Verhoeve
4 Ln=48 h=25 267 Jim Wandachowicz	214 <i>Jim Wandachowic</i>		
4 Ln=42 h=35 237 <i>Jim Riffice Sr</i>			
			-- #2 --
1 Ln=24 h=27 220 Ron Sellers	220 <i>Ron Sellers</i>		** Finished **
1 Ln=44 h=22 203 <i>Kyle Hennelly</i>		270 Thomas Parker	
2 Ln=27 h=62 249 Thomas Parker	285 Thomas Parker		
2 Ln=42 h=35 237 <i>Jim Riffice Sr</i>			\$25 Thomas Parker
3 Ln=24 h=37 251 <i>Kevin Keane</i>	295 Tony Hevesy		\$10 Tony Hevesy
3 Ln=28 h=49 251 Tony Hevesy	228 <i>Kevin Keane</i>	202 <i>Tony Hevesy</i>	
	*** Lost the hole		
4 Ln=27 h=55 257 Mark Kobus	279 <i>Mark Kobus</i>		
4 Ln=48 h=32 235 <i>Jim Genovesi</i>			
			-- #3 --
1 Ln=34 h=23 205 <i>Rob Stier</i>	182 <i>Paul Lundahl</i>		** Finished **
1 Ln=32 h=4 262 Paul Lundahl		236 Gregory Kolibos	
2 Ln=37 h=44 254 Gregory Koliboski	289 Gregory Kolibos		
2 Ln=28 h=56 196 <i>Nick Hevesy Jr</i>			\$25 Gregory Koliboski
3 Ln=20 h=23 224 Jason Traina	227 <i>Jason Traina</i>		\$10 Mark Kobus
3 Ln=20 h=29 208 <i>Tim McNeal</i>		216 <i>Mark Kobus</i>	
4 Ln=27 h=55 257 Mark Kobus	279 Mark Kobus		
4 Ln=24 h=14 195 <i>Walter Lolli</i>			

\$5 Brackets - 8 person 3 game HDCP - Handicap

Game 1	Game 2	Game 3	
			-- #4 --
			** Finished **
1_Ln=29 h=25 260 Travis Pitchford	224 <i>Travis Pitchford</i>		
1_Ln=24 h=27 220 <i>Ron Sellers</i>		190 <i>Brian Verhoeve</i>	
2_Ln=39 h=19 262 Brian Verhoeve	236 Brian Verhoeve		
2_Ln=31 h=50 261 <i>Pasquale Capocci</i>			
3_Ln=36 h=31 214 <i>Sal Salazar</i>	289 Gregory Kolibos		\$25 Gregory Koliboski
3_Ln=37 h=44 254 Gregory Koliboski		236 Gregory Kolibos	\$10 Brian Verhoeve
4_Ln=20 h=9 223 Joe Trichak	224 <i>Joe Trichak</i>		
4_Ln=28 h=70 181 <i>Nick Hevesy Sr</i>			
			-- #5 --
			** Finished **
1_Ln=26 h=45 205 <i>Phil Cher</i>	289 Gregory Kolibos		
1_Ln=37 h=44 254 Gregory Koliboski		236 <i>Gregory Koliboski</i>	
2_Ln=42 h=35 237 Jim Riffice Sr	246 <i>Jim Riffice Sr</i>		
2_Ln=24 h=27 220 <i>Ron Sellers</i>			
3_Ln=33 h=18 222 Sean Jackson	229 <i>Sean Jackson</i>		\$25 Thomas Parker
3_Ln=38 h=13 219 <i>Tim Bodnar</i>		270 Thomas Parker	\$10 Gregory Koliboski
4_Ln=27 h=62 249 Thomas Parker	285 Thomas Parker		
4_Ln=22 h=44 233 <i>Jim Fanelli Sr</i>			
			-- #6 --
			** Finished **
1_Ln=28 h=56 196 <i>Nick Hevesy Jr</i>	236 <i>Brian Verhoeve</i>		
1_Ln=39 h=19 262 Brian Verhoeve		222 <i>Tony Hevesy</i>	
2_Ln=28 h=49 251 Tony Hevesy	295 Tony Hevesy		
2_Ln=42 h=35 237 <i>Jim Riffice Sr</i>			
3_Ln=48 h=32 235 Jim Genovesi	248 <i>Jim Genovesi</i>		\$25 Thomas Parker
3_Ln=20 h=9 223 <i>Joe Trichak</i>		270 Thomas Parker	\$10 Tony Hevesy
4_Ln=42 h=14 223 <i>Gregg Schmied</i>	285 Thomas Parker		
4_Ln=27 h=62 249 Thomas Parker			

\$5 Brackets - 8 person 3 game HDCP - Handicap

Game 1	Game 2	Game 3	
			-- #7 --
1 Ln=21 h=44 235 <i>Brandon White</i>	285 Thomas Parker		** Finished **
1 Ln=27 h=62 249 Thomas Parker		270 Thomas Parker	
2 Ln=28 h=70 181 <i>Nick Hevesy Sr</i>	279 <i>Mark Kobus</i>		
2 Ln=27 h=55 257 Mark Kobus			
3 Ln=42 h=14 223 Gregg Schmied	281 Gregg Schmied		\$25 Thomas Parker
3 Ln=20 h=9 223 <i>Joe Trichak</i>	224 <i>Joe Trichak</i>	258 <i>Gregg Schmied</i>	\$10 Gregg Schmied
	*** Lost the tie		
4 Ln=32 h=4 262 Paul Lundahl	182 <i>Paul Lundahl</i>		
4 Ln=38 h=13 219 <i>Tim Bodnar</i>			
			-- #8 --
1 Ln=37 h=44 254 Gregory Koliboski	289 Gregory Kolibos		** Finished **
1 Ln=38 h=13 219 <i>Tim Bodnar</i>		236 Gregory Kolibos	
2 Ln=36 h=31 214 <i>Sal Salazar</i>	229 <i>Sean Jackson</i>		
2 Ln=33 h=18 222 Sean Jackson			
3 Ln=32 h=57 218 <i>Mike Sons</i>	214 <i>Jim Wandachowic</i>		\$25 Gregory Koliboski
3 Ln=48 h=25 267 Jim Wandachowicz		216 <i>Mark Kobus</i>	\$10 Mark Kobus
4 Ln=19 h=24 238 <i>Thomas Herr</i>	279 Mark Kobus		
4 Ln=27 h=55 257 Mark Kobus			
			-- #9 --
1 Ln=33 h=18 222 Sean Jackson	229 Sean Jackson		** Finished **
1 Ln=34 h=23 205 <i>Rob Stier</i>		187 <i>Sean Jackson</i>	
2 Ln=20 h=29 208 <i>Tim McNeal</i>	226 <i>Sal Salazar</i>		
2 Ln=36 h=31 214 Sal Salazar			
3 Ln=20 h=23 224 <i>Jason Traina</i>	182 <i>Paul Lundahl</i>		\$25 Thomas Parker
3 Ln=32 h=4 262 Paul Lundahl		270 Thomas Parker	\$10 Sean Jackson
4 Ln=24 h=72 231 <i>Tony Renzetti</i>	285 Thomas Parker		
4 Ln=27 h=62 249 Thomas Parker			

\$5 Brackets - 8 person 3 game HDCP - Handicap

Game 1	Game 2	Game 3	
			-- #10 --
			** Finished **
1_Ln=48 h=32 235 <i>Jim Genovesi</i>	295 Tony Hevesy		
1_Ln=28 h=49 251 Tony Hevesy		222 <i>Tony Hevesy</i>	
2_Ln=34 h=23 205 <i>Rob Stier</i>	233 <i>Phil Cher</i>		
2_Ln=26 h=45 205 Phil Cher	217 <i>Rob Stier</i>		
	*** Lost the tie		
3_Ln=32 h=20 223 <i>Chuck Sons Jr</i>	289 Gregory Kolibos		\$25 Gregory Koliboski
3_Ln=37 h=44 254 Gregory Koliboski		236 Gregory Kolibos	\$10 Tony Hevesy
4_Ln=27 h=55 257 Mark Kobus	279 <i>Mark Kobus</i>		
4_Ln=38 h=13 219 <i>Tim Bodnar</i>			
			-- #11 --
			** Finished **
1_Ln=27 h=62 249 Thomas Parker	285 Thomas Parker		
1_Ln=44 h=22 203 <i>Kyle Hennelly</i>		270 Thomas Parker	
2_Ln=39 h=19 262 Brian Verhoeve	236 <i>Brian Verhoeve</i>		
2_Ln=29 h=25 260 <i>Travis Pitchford</i>			
3_Ln=21 h=44 235 Brandon White	238 Brandon White		\$25 Thomas Parker
3_Ln=33 h=18 222 <i>Sean Jackson</i>		268 <i>Brandon White</i>	\$10 Brandon White
4_Ln=48 h=25 267 Jim Wandachowicz	214 <i>Jim Wandachowic</i>		
4_Ln=28 h=56 196 <i>Nick Hevesy Jr</i>			
			-- #12 --
			** Finished **
1_Ln=27 h=62 249 <i>Thomas Parker</i>	228 <i>Kevin Keane</i>		
1_Ln=24 h=37 251 Kevin Keane		190 <i>Brian Verhoeve</i>	
2_Ln=34 h=23 205 <i>Rob Stier</i>	236 Brian Verhoeve		
2_Ln=39 h=19 262 Brian Verhoeve			
3_Ln=38 h=38 230 <i>Justin Schmidt</i>	295 Tony Hevesy		\$25 Tony Hevesy
3_Ln=28 h=49 251 Tony Hevesy		222 Tony Hevesy	\$10 Brian Verhoeve
4_Ln=32 h=4 262 Paul Lundahl	182 <i>Paul Lundahl</i>		
4_Ln=24 h=14 195 <i>Walter Lolli</i>			

\$5 Brackets - 8 person 3 game HDCP - Handicap

Game 1	Game 2	Game 3	
1_Ln=29 h=25 260 Travis Pitchford	224 Travis Pitchford		-- #13 -- ** Finished **
1_Ln=37 h=44 254 <i>Gregory Koliboski</i>		261 Travis Pitchford	
2_Ln=24 h=27 220 Ron Sellers	220 <i>Ron Sellers</i>		
2_Ln=24 h=14 195 <i>Walter Lolli</i>			
3_Ln=39 h=19 262 <i>Brian Verhoeve</i>	222 Steve Herr		\$25 Travis Pitchford
3_Ln=19 h=27 294 Steve Herr		217 <i>Steve Herr</i>	\$10 Steve Herr
4_Ln=20 h=29 208 <i>Tim McNeal</i>	177 <i>Thomas Herr</i>		
4_Ln=19 h=24 238 Thomas Herr			

1_Ln=32 h=20 223 Chuck Sons Jr	222 <i>Chuck Sons Jr</i>		-- #14 -- ** Finished **
1_Ln=33 h=18 222 <i>Sean Jackson</i>		236 <i>Gregory Koliboski</i>	
2_Ln=37 h=44 254 Gregory Koliboski	289 Gregory Kolibos		
2_Ln=21 h=44 235 <i>Brandon White</i>			
3_Ln=29 h=25 260 Travis Pitchford	224 Travis Pitchford		\$25 Travis Pitchford
3_Ln=20 h=29 208 <i>Tim McNeal</i>		261 Travis Pitchford	\$10 Gregory Koliboski
4_Ln=48 h=25 267 Jim Wandachowicz	214 <i>Jim Wandachowic</i>		
4_Ln=19 h=24 238 <i>Thomas Herr</i>			

National Association Awards Earned Last Week

Name	ID Number	Award Average	Award Games	G1	G2	G3	Series	Award Score	Award Received
Kevin M. Brunski	-	190	93	279	225	216	720	720	700 Series (USBC Awards)
	-	190	93	279	225	216	720	279	275 Game (USBC Awards)
Tom Gibson	-	189	96	163	290	200	653	290	275 Game (USBC Awards)
	-	189	96	163	290	200	653	290	11 in a Row 290-299 (USBC Awards)
Nick K Kerr	-	180	90	205	205	195	605	605	600 Series (USBC Awards)
Thomas Parker	-	161	99	187	223	208	618	618	600 Series (USBC Awards)
Jason Winters	-	201	45	225	257	202	684	257	250 Game (USBC Awards)

Local and Bowling Center Awards

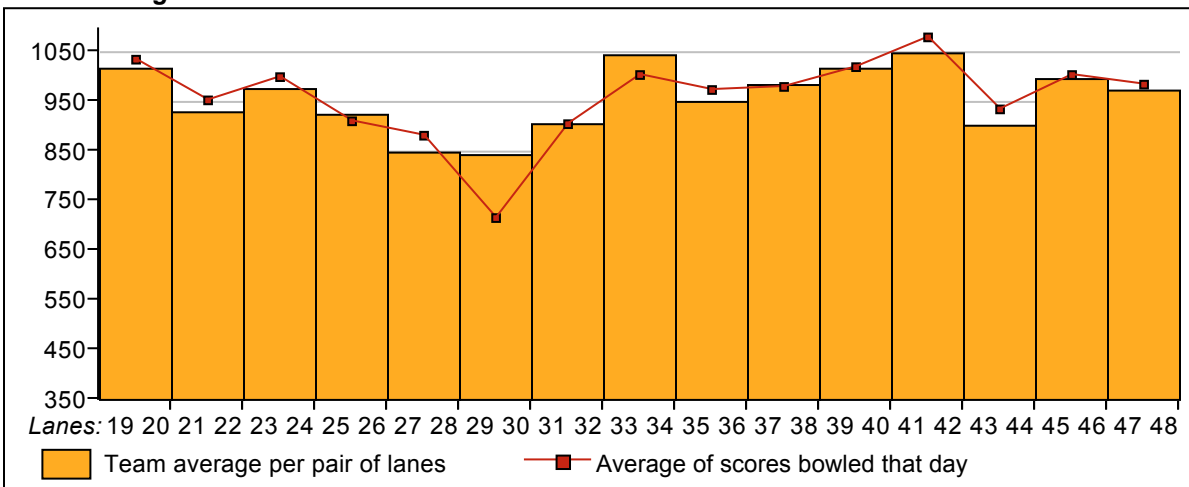
Name	ID Number	Award Average	Award Games	G1	G2	G3	Series	Award Score	Award Received
Jerry Brann	-	224	102	279	242	248	769	769	700 Series Award (Bowling Center Awar
	-	224	102	279	242	248	769	279	275 Game Award (Bowling Center Award
Kevin M. Brunski	-	190	93	279	225	216	720	720	700 Series Award (Bowling Center Awar
	-	190	93	279	225	216	720	720	140 Pins Over Ave Series (Bowling Cent
	-	190	93	279	225	216	720	279	75 Pins Over Ave Game (Bowling Center
	-	190	93	279	225	216	720	279	275 Game Award (Bowling Center Award
Gary Ghezzi Sr	-	207	99	243	202	267	712	712	700 Series Award (Bowling Center Awar
Tom Gibson	-	189	96	163	290	200	653	290	275 Game Award (Bowling Center Award
	-	189	96	163	290	200	653	290	75 Pins Over Ave Game (Bowling Center
	-	189	96	163	290	200	653	290	290-300 Games (Bowling Center Award
Gregg Schmied	-	214	102	209	267	244	720	720	700 Series Award (Bowling Center Awar
James Urbanczyk	-	224	87	257	217	248	722	722	700 Series Award (Bowling Center Awar
John Wojtczak	-	201	90	220	244	258	722	722	700 Series Award (Bowling Center Awar

STARDUST BOWL III

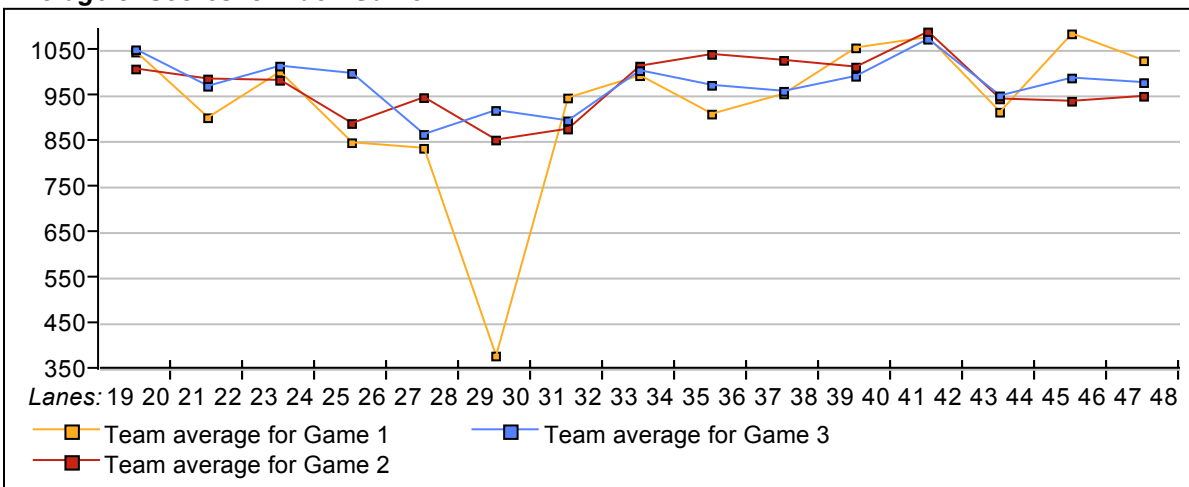
This Week's Statistics: Lefties vs Righties*Unless designated left handed, bowlers are considered right handed.*

	Over All	Right	Left
How many people bowled	142	128	14
Number of games bowled	423	381	42
Actual average of week's scores	194.39	193.33	204.02
How many games above average	214	193	21
How many games below average	205	184	21
Pins above/below average per game	2.75	2.88	1.60
How many people raised average	75	68	7
by this amount	0.56	0.58	0.37
How many people went down	67	60	7
by this amount	-0.49	-0.52	-0.28
League average before bowling	191.99	190.79	202.95
League average after bowling	192.06	190.86	203.00
Change in league average	0.06	0.07	0.05
800s	--	--	--
775s	--	--	--
750s	1	1	--
725s	--	--	--
700s	5	3	2
675s	6	5	1
650s	11	11	--
625s	22	19	3
600s	21	18	3
575s	21	19	2
550s	11	11	--
525s	14	14	--
500s	12	10	2
475s	3	3	--
450s	4	3	1
425s	6	6	--
400s	3	3	--
below 400	2	2	--
300s	--	--	--
275s	3	3	--
250s	19	14	5
225s	56	48	8
200s	109	99	10
175s	118	108	10
150s	76	70	6
125s	36	34	2
100s	5	4	1
below 100	1	1	--

Team Average vs Ave of Scores



Average of Scores for Each Game



Amount Over/Under Team Average

