

Thank you for bowling with us! We hope to see you next season!



Important Announcements

League Standing Sheets are on www.BowlStardust.com Sign up for Email Alerts ~Join our Email List! Get League updates, Open Bowl Specials & Coupons!

===== U P C O M I N G T O U R N A M E N T S =====

- ~King of the Hill Wednesday's @ 7:00pm May 19 - Aug 18
- ~40 Frame Game Tournament: ALL Summer May 15 - August 15 Any Day, Any Time
- ~Join a fall league & qualify for the Bowler of the Year Tournament in May



Send us a Friend Request on Facebook.com/StardustBowl3

Please keep your payment envelopes up to date. Make sure you have the last night of bowlings league fees paid by week 15 of 16. If you pay your league fees in full, you will get your Pro Shop Gift Certificate & Free Game Passes early. Thank you!



Team Standings

Place	Lane	#	Team Name	Points Won	Points Lost	%Won	Scratch Pins	Pins + HDCP	High Game	HDCP Game	High Sers	HDCP Sers	Year-To-Date WON	Y-T-D LOST	Y-T-D % WON
1	9	4	Team 4	55	25	68.8	16197	25377	601	922	1177	1729	55	25	68.8
2	2	8	Team 8	52	28	65.0	16004	24992	593	879	1114	1731	52	28	65.0
3	10	2	Kingpins - Or Not	50	30	62.5	17665	24897	672	880	1290	1706	50	30	62.5
4	5	9	Tuff Stuff	46	34	57.5	16243	24651	666	932	1228	1760	46	34	57.5
5	8	6	Hot Tamales	43	37	53.8	11089	24669	446	872	836	1688	43	37	53.8
6	6	3	Chick Balls R Us	41	39	51.3	15536	24646	578	862	1078	1646	41	39	51.3
7	3	5	Team 5	33½	46½	41.9	15590	21406	651	864	1208	1660	33½	46½	41.9
8	1	1	Jager Bombs	30½	49½	38.1	10693	15861	665	966	1265	1853	30½	49½	38.1
9	4	7	Team 7	8½	71½	10.6	5016	7568	579	831	1093	1597	8½	71½	10.6
10	7	10	Beat Own Team Avg -1	7½	72½	9.4	1920	3072	480	768	960	1536	7½	72½	9.4

Review of Last Week's Bowling.....

Lanes	Team Name	HDCP -1-	HDCP -2-	HDCP Total	Last Wk WON	Team Name	HDCP -1-	HDCP -2-	HDCP Total	Last Wk WON
1-2	Tuff Stuff	828	932	1760	5	Team 7	0	0	0	0
3-4	Team 8	775	817	1592	5	Kingpins - Or Not	711	699	1410	0
5-6	Team 4	727	763	1490	0	Hot Tamales	752	778	1530	5
7-8	Team 5	693	748	1441	0	Chick Balls R Us	746	773	1519	5
9-10	Jager Bombs	0	0	0	0	Beat Own Team Avg -1	0	0	0	0

Thanks for bowling! We hope you had a good time. See you next season!

Individual High Averages

Men	Score	Name	Women	Score	Name
182.56	Jeff Azbill	134.42	Lisa Ginkel		
172.06	Louie O'Connor	132.04	Ellis Diaz		
169.60	Duane McKesson	120.28	Brenda McKesson		
167.00	Mike DalSanto	116.36	Heidi McKesson		
159.41	Rich Patsches	115.65	Ashley Mielcarek		
158.89	Mark Stroz	108.65	Melissa Dunkel		
157.85	Ryan Azbill	105.97	Connie DalSanto		
150.50	Andrew P Mielcarek	105.91	Marlene Mielcarek		
149.71	David Stroz	102.67	Sheree McKesson		
141.13	Richie Patsches	83.71	Belle Diaz		

Season High Scores

Team Scratch Game	Team Scratch Series	Team Handicap Game	Team Handicap Series
672 Kingpins - Or Not	1290 Kingpins - Or Not	966 Jager Bombs	1853 Jager Bombs
666 Tuff Stuff	1265 Jager Bombs	932 Tuff Stuff	1760 Tuff Stuff
665 Jager Bombs	1228 Tuff Stuff	922 Team 4	1731 Team 8

Bowlers must have completed a minimum of 16 games to be eligible for any league award.

Men	Scratch Game	Scratch Series	Handicap Game	Handicap Series	
246	Mike DalSanto	418	Mike DalSanto	516	Mark Stroz
231	David Stroz	416	Mark Stroz	508	Daniel Gustas
225	Jeff Azbill	412	Duane McKesson	496	Duane McKesson
225	Ryan Azbill	392	Jeff Azbill	484	Mike DalSanto

	<u>Scratch Game</u>	<u>Scratch Series</u>	<u>Handicap Game</u>	<u>Handicap Series</u>
	223 Duane McKesson	392 Louie O'Connor	271 Ryan Azbill	484 Andrew Mielcarek
Women	177 Ellis Diaz	317 Lisa Ginkel	262 Ashley Mielcarek	487 Melissa Dunkel
	173 Lisa Ginkel	309 Melissa Dunkel	258 Heidi McKesson	487 Ashley Mielcarek
	164 Melissa Dunkel	308 Ellis Diaz	253 Melissa Dunkel	481 Sheree McKesson
	163 Heidi McKesson	303 Ashley Mielcarek	242 Sheree McKesson	461 Heidi McKesson
	155 Brenda McKesson	299 Sheree McKesson	241 Connie DalSanto	446 Ellis Diaz
			241 Marlene Mielcarek	

Most Improved Average

Men 146 to 169.60 =+23.60 Duane McKesso 141 to 158.89 =+17.89 Mark Stroz 72 to 88.06 =+16.06 Charles Laskey
Women 68 to 80.09 =+12.09 Helena Laskey 106 to 116.36 =+10.36 Heidi McKesson 108 to 115.65 = +7.65 Ashley Mielcarek

Last Week's Top Scores

	<u>Team Scratch Game</u>	<u>Team Scratch Series</u>	<u>Team Handicap Game</u>	<u>Team Handicap Series</u>
	666 Tuff Stuff	1228 Tuff Stuff	932 Tuff Stuff	1760 Tuff Stuff
	565 Team 5	1075 Team 5	817 Team 8	1592 Team 8
	546 Team 8	1050 Team 8	778 Hot Tamales	1530 Hot Tamales
	<u>Scratch Game</u>	<u>Scratch Series</u>	<u>Handicap Game</u>	<u>Handicap Series</u>
Men	204 Mike DalSanto	345 Mike DalSanto	239 Charles Laskey	456 Andrew Mielcarek
	183 Andrew Mielcarek	344 Andrew Mielcarek	239 Andrew Mielcarek	442 Charles Laskey
	183 Andrew P Mielcarek	344 Andrew P Mielcarek	234 Mike DalSanto	436 Andrew P Mielcarek
	151 Rich Patsches	300 Rich Patsches	229 Andrew P Mielcarek	424 Daniel Gustas
	148 Mark Stroz	291 Mark Stroz	216 Brendan Demantes	408 Brendan Demantes
			216 Daniel Gustas	
Women	156 Ellis Diaz	303 Ashley Mielcarek	236 Marlene Mielcarek	461 Ashley Mielcarek
	154 Ashley Mielcarek	262 Ellis Diaz	233 Ashley Mielcarek	407 Marlene Mielcarek
	151 Marlene Mielcarek	252 Brenda McKesson	217 Ellis Diaz	396 Brenda McKesson
	144 Brenda McKesson	249 Lisa Ginkel	216 Brenda McKesson	395 Connie DalSanto
	134 Lisa Ginkel	237 Marlene Mielcarek	208 Connie DalSanto	384 Ellis Diaz

Weekly Game Over Average
Game - Ave = Difference

Men
 137 - 86 = 51 Charles Laskey
 183 - 137 = 46 Andrew Mielcarek
 204 - 166 = 38 Mike DalSanto

Women
 151 - 105 = 46 Marlene Mielcarek
 154 - 112 = 42 Ashley Mielcarek
 144 - 119 = 25 Brenda McKesson

Weekly Series over Average
Series - Ave = Difference

344 - 274 = 70 Andrew Mielcarek
 238 - 172 = 66 Charles Laskey
 344 - 296 = 48 Andrew P Mielcarek

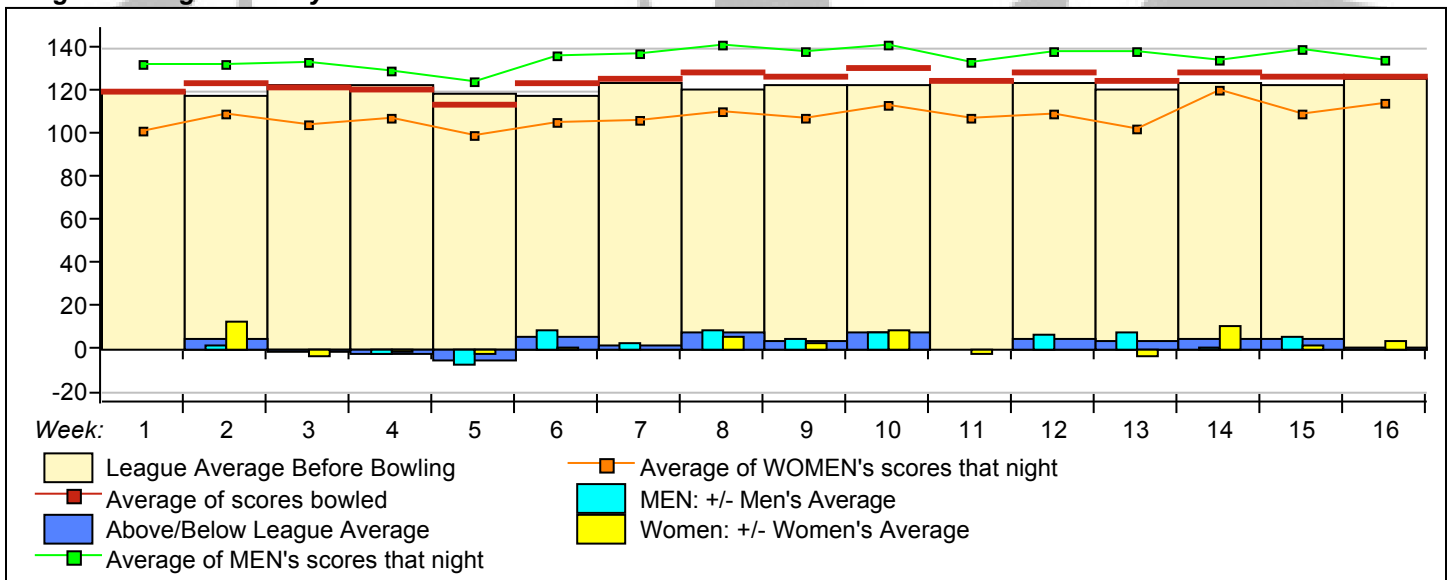
303 - 224 = 79 Ashley Mielcarek
 237 - 210 = 27 Marlene Mielcarek
 225 - 210 = 15 Connie DalSanto

Team Rosters

Name	True Average	HDCP	Pins	Gms	-1-	-2-	Total	HDCP Total	High Game	HDCP Game	High Sers	HDCP Sers	To Raise Avg +1	To Drop Avg -1	200's	300's	Most Improved Ave +/-
1 - Jager Bombs Lane 1	HDCP=253	Ave=517															
Melissa M. Dunkel	108.65	82	2173	20			0	0	164	253	309	487	225	202	--	--	103 +5.65
Amanda B. Azbill	70.19	117	1123	16			0	0	103	221	184	417	155	136	--	--	68 +2.19
Ryan C. Azbill	157.85	38	3157	20			0	0	225	271	388	480	319	296	1	--	143 +14.85
Jeff A. Azbill	182.56	16	2921	16			0	0	225	243	392	425	373	354	4	--	179 +3.56
Jeff Azbill Sr	164.88	32	1319	8			0	0	236	318	408	572	331	320	2	--	164 +0.88
2 - Kingpins - Or Not Lane 10	HDCP=208	Ave=567															
Shaun N. Tucker	127.13	65	4068	32	125	111	236	366	169	237	312	442	284	249	--	--	129 -1.88
Andy Tucker	132.94	61	4254	32	120	115	235	355	169	237	325	463	268	233	--	--	133 -0.06
Louie O'Connor	172.06	25	3097	18	137	143	280	322	222	246	392	440	363	342	2	--	178 -5.94
Jim Brink	136.47	57	4367	32	127	128	255	367	201	260	324	440	291	256	1	--	126 +10.47
Jeff O. Lambert	139.10	54	1391	10			0	0	203	264	328	450	289	276	1	--	132 +7.10
3 - Chick Balls R Us Lane 6	HDCP=280	Ave=487															
Ellis Diaz	132.04	61	3697	28	106	156	262	384	177	239	308	446	293	262	--	--	127 +5.04
Belle Diaz	83.71	105	2344	28	55	74	129	335	112	216	205	415	176	145	--	--	91 -7.29
Connie DalSanto	105.97	85	3391	32	102	123	225	395	153	241	248	433	213	178	--	--	102 +3.97
Mike DalSanto	167.00	29	4843	29	204	141	345	405	246	279	418	484	365	333	5	--	152 +15.00
4 - Team 4 Lane 9	HDCP=262	Ave=507															
Sheree L. McKesson	102.67	88	3080	30	a92	a92	184	360	151	242	299	481	216	183	--	--	100 +2.67
Duane L. McKesson	169.60	27	5088	30	a159a	159	318	372	223	257	412	496	352	319	5	--	146 +23.60
Heidi McKesson	116.36	75	3258	28	a106a	106	212	362	163	258	295	461	252	221	--	--	106 +10.36
Brenda A. McKesson	120.28	72	3849	32	108	144	252	396	155	227	281	429	265	230	--	--	121 -0.72

Name	True Average	HDCP	Pins	Gms	-1-	-2-	Total	HDCP Total	High Game	HDCP Game	High Sers	HDCP Sers	To Raise Avg +1	To Drop Avg -1	200's	600's	Most Improved Ave +/-
5 - Team 5 Lane 3 HDCP=186 Ave=590																	
Ed Lipkovitch	149.75	45	1198	8a139a139	278	368	171	220	326	424	302	291	--	--	149	+0.75	
Lisa Ginkel	134.42	59	3226	24 115 134	249	365	173	231	317	439	284	257	--	--	128	+6.42	
David Stroz	149.71	45	4192	28 113 144	257	345	231	274	381	467	308	277	1	--	162	-12.29	
Mark Stroz	158.89	37	2860	18 143 148	291	363	222	272	416	516	320	299	2	--	141	+17.89	
Matthew Ginkel	116.91	75	2572	22	0	0	146	219	279	425	236	211	--	--	123	-6.09	
6 - Hot Tamales Lane 8 HDCP=406 Ave=348																	
Adam Gustas	81.84	107	2619	32 88 86	174	388	119	228	221	437	169	134	--	--	80	+1.84	
Helena Laskey	80.09	108	2563	32 78 82	160	376	116	226	213	435	191	156	--	--	68	+12.09	
DJ DeVries	93.92	96	2442	26 a83 a83	166	358	131	229	229	425	190	161	--	--	89	+4.92	
Brendan Demantes	94.23	95	2827	30 96 120	216	408	146	249	242	448	213	180	--	--	86	+8.23	
7 - Team 7 Lane 4 HDCP=256 Ave=513																	
Don Parly	122.25	70	489	4a112a112	224	364	166	245	264	422	249	242	--	--			
Zachary Schauer	118.00	73	708	6a108a108	216	362	154	224	268	408	244	235	--	--			
Kylie Schauer	114.38	77	915	8a104a104	208	362	139	214	245	395	235	224	--	--	114	+0.38	
Vince Porras	159.50	36	1276	8a149a149	298	370	191	220	351	409	324	313	--	--	159	+0.50	
8 - Team 8 Lane 2 HDCP=269 Ave=499																	
Charles Laskey	88.06	100	2818	32 101 137	238	442	148	256	252	468	208	173	--	--	72	+16.06	
Daniel Gustas	111.53	80	3569	32 135 127	262	424	186	280	320	508	239	204	--	--	122	-10.47	
Richie Patsches	141.13	53	4516	32 119 131	250	354	192	253	345	467	312	277	--	--	142	-0.88	
Rich Patsches	159.41	36	5101	32 149 151	300	372	205	238	360	453	339	304	2	--	163	-3.59	
9 - Tuff Stuff Lane 5 HDCP=260 Ave=509																	
Andrew Mielcarek	139.81	54	4474	32 161 183	344	456	205	266	366	484	286	251	2	--	131	+8.81	
Ashley Mielcarek	115.65	76	3007	26 154 149	303	461	154	262	303	487	241	212	--	--	108	+7.65	
Marlene Mielcarek	105.91	85	3389	32 86 151	237	407	151	241	262	432	215	180	--	--	110	-4.09	
Andrew P Mielcarek	150.50	45	4515	30 161 183	344	436	188	229	344	436	317	284	--	--	153	-2.50	
10 - Beat Own Team Avg -10 Lane 7 HDCP=288 Ave=480																	
VACANT	72	0	0		0	0	0	0	0	0			--	--			
VACANT	72	0	0		0	0	0	0	0	0			--	--			
VACANT	72	0	0		0	0	0	0	0	0			--	--			
VACANT	72	0	0		0	0	0	0	0	0			--	--			

League Average Week-by-Week



****Last Week's High Scores for Immediate Release****

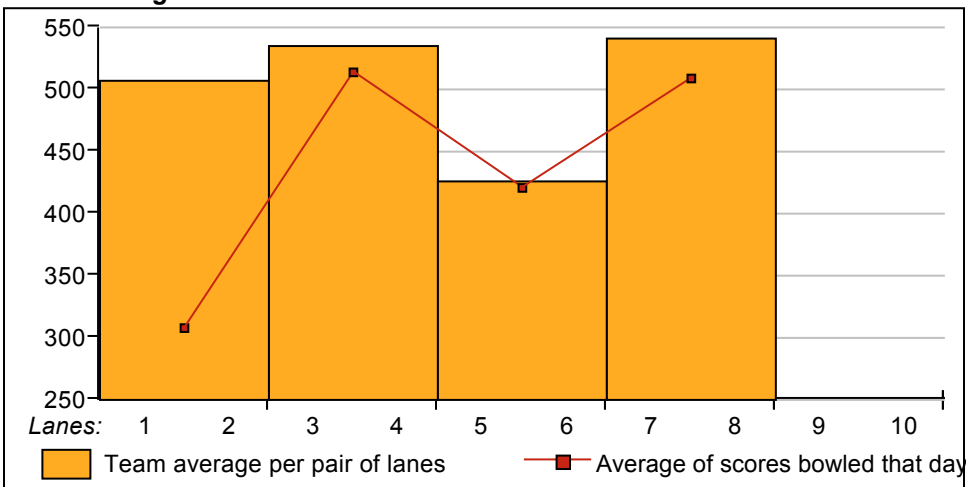
	<u>Scratch Game</u>	<u>Scratch Game</u>	<u>Scratch Series</u>	<u>Scratch Series</u>	
Men	204 Mike DalSanto	143 Louie O'Connor	345 Mike DalSanto	238 Charles Laskey	
	183 Andrew Mielcarek	141 Mike DalSanto	344 Andrew Mielcarek	236 Shaun Tucker	
	183 Andrew P Mielcarek	137 Charles Laskey	344 Andrew P Mielcarek	235 Andy Tucker	
	161 Andrew Mielcarek	137 Louie O'Connor	300 Rich Patsches	216 Brendan Demantes	
	161 Andrew P Mielcarek	135 Daniel Gustas	291 Mark Stroz	174 Adam Gustas	
	151 Rich Patsches	131 Richie Patsches	280 Louie O'Connor		
	149 Rich Patsches	128 Jim Brink	262 Daniel Gustas		
	148 Mark Stroz	127 Jim Brink	257 David Stroz		
	144 David Stroz	127 Daniel Gustas	255 Jim Brink		
	143 Mark Stroz	125 Shaun Tucker	250 Richie Patsches		
	Women	156 Ellis Diaz	108 Brenda McKesson	303 Ashley Mielcarek	
		154 Ashley Mielcarek	106 Ellis Diaz	262 Ellis Diaz	
		151 Marlene Mielcarek	102 Connie DalSanto	252 Brenda McKesson	
149 Ashley Mielcarek		86 Marlene Mielcarek	249 Lisa Ginkel		
144 Brenda McKesson		82 Helena Laskey	237 Marlene Mielcarek		
134 Lisa Ginkel		78 Helena Laskey	225 Connie DalSanto		
123 Connie DalSanto		74 Belle Diaz	160 Helena Laskey		
115 Lisa Ginkel		55 Belle Diaz	129 Belle Diaz		

STARDUST BOWL III

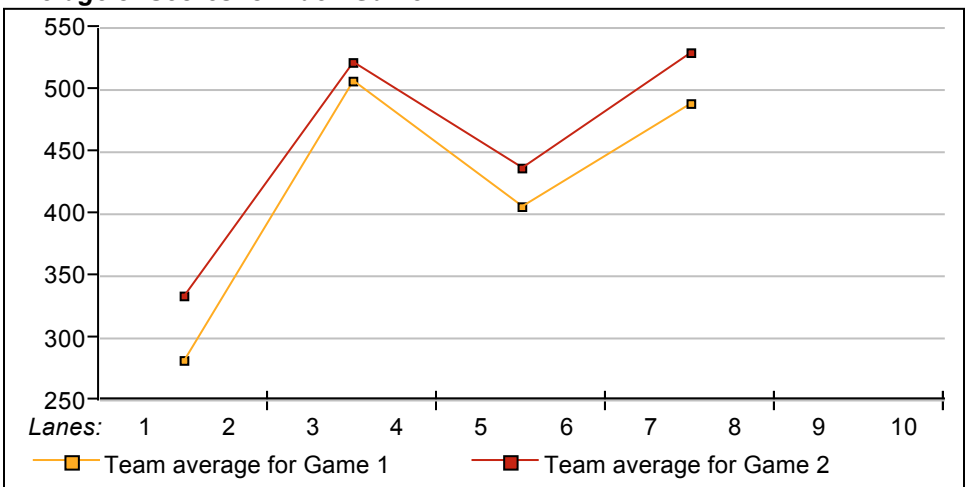
This Week's Statistics

	<u>Over All</u>	<u>Men</u>	<u>Women</u>
How many people bowled	23	15	8
Number of games bowled	46	30	16
Actual average of week's scores	127.04	134.23	113.56
How many games above average	20	13	7
How many games below average	26	17	9
Pins above/below average per game	1.83	0.43	4.44
How many people raised average	11	7	4
by this amount	1.22	1.25	1.16
How many people went down	12	8	4
by this amount	-1.14	-1.41	-0.62
League average before bowling	125.61	134.21	109.49
League average after bowling	125.60	134.05	109.76
Change in league average	-0.01	-0.16	0.27
800s	--	--	--
775s	--	--	--
750s	--	--	--
725s	--	--	--
700s	--	--	--
675s	--	--	--
650s	--	--	--
625s	--	--	--
600s	--	--	--
575s	--	--	--
550s	--	--	--
525s	--	--	--
500s	--	--	--
475s	--	--	--
450s	--	--	--
425s	--	--	--
400s	--	--	--
below 400	23	15	8
300s	--	--	--
275s	--	--	--
250s	--	--	--
225s	--	--	--
200s	1	1	--
175s	2	2	--
150s	6	3	3
125s	17	14	3
100s	12	7	5
below 100	8	3	5

Team Average vs Ave of Scores



Average of Scores for Each Game



Amount Over/Under Team Average

