



Stardust Bowl III League
Bowler of the Year Tournament
 Qualifying Round May 13 @ 7pm
 Championship May 20 @ 7pm

St. John Ban Inv.

Monday 6:30 pm

05/09/2011 Week 36 of 36

Lanes 13 - 18

Stardust Bowl

Thank you for bowling with us! We hope to see you next season!

President: Chuck Velgos is on Lane 18

Secretary/Treasurer: Dan Witulski is on Lane 16



Send us a Friend Request on www.Facebook.com/StardustBowl3

League Standing Sheets are on www.BowlStardust.com Sign up for Email Alerts

~Join our Email List! Get League updates, Open Bowl Specials & Coupons!

===== UPCOMING TOURNAMENTS =====

~King of the Hill Spring Mini-Series March 25 - May 6 Friday's 10:40pm

~Are you on www.BowlStardust.com? Bowler of the Year Tournament May 13 & 20

~40 Frame Game Tournament ALL Summer Any Day, Any Time May 14 - Aug. 14

===== SUMMER LEAGUES FORMING=====

Money Doubles ~ Sox vs Cubs ~ Tools to Bowl ~ Youth/Adult ~ Thurs Stars ~

~King of the Hill Summer Series May 27 - August 19 Friday's 8:30pm



House Jackpots - Enter by the 3rd Frame

~Strike Lotto \$2.00 Entry @Front Desk. Divisions:159 & Under, 160-199, 200+

~High Roller Jackpot. You Bowl It, You Win a % of the Jackpot!

270-279 = 10% 280-289 = 15% 290-299 = 25% ~300~ = 50%



Find us on Facebook



Find us on Facebook

Thanks for bowling! We hope you had a good time. See you next season!

Team Standings

Place	Lane	#	Team Name	Points Won	Points Lost	%Won	Scratch Pins	Pins + HDCP	Team Ave	High Game	HDCP Game	High Sers	HDCP Sers	Year-To-Date WON	Y-T-D LOST
1	18	3	New Image Sport Shop	82	44	65.1	96776	112997	882	1077	1195	2886	3262	147	105
2	13	5	Elmwood Chapel	66	60	52.4	93400	111442	887	999	1170	2815	3340	145	107
3	14	4	Riverdale	66	60	52.4	91488	107445	861	1015	1188	2865	3338	116	136
4	16	6	White Rhino	59	67	46.8	92088	111060	873	980	1142	2705	3275	108	144
5	15	1	Allstate Insurance	57	69	45.2	91610	112013	847	1028	1212	2812	3364	122	130
6	17	2	River Oaks Auto Center	48	78	38.1	91093	110230	843	989	1162	2728	3262	118	134

Review of Last Week's Bowling.....

Lanes	Team Name	HDCP -1-	HDCP -2-	HDCP -3-	HDCP Total	Last Wk WON	Team Name	HDCP -1-	HDCP -2-	HDCP -3-	HDCP Total	Last Wk WON
13-14	Riverdale	1017	1015	996	3028	4	White Rhino	983	967	1103	3053	3
15-16	Elmwood Chapel	998	1047	1017	3062	5	New Image Sport S	987	1012	1060	3059	2
17-18	Allstate Insurance	961	962	1043	2966	5	River Oaks Auto Ce	989	813	882	2684	2

Individual High Averages

215.49	Joe Nemcek	211.94	Bob Kozak	209.17	Leo Young	204.88	Tom Milcarek	204.87	Matt Miranda
204.15	Tony Thackerson	202.49	Eric Kozak	198.61	Dan Witulski	198.27	Tim Mysliwy	193.64	Mike Miller

Season High Scores

Team Scratch Game		Team Scratch Series		Team Handicap Game		Team Handicap Series	
1077	New Image Sport Shop	2886	New Image Sport Shop	1212	Allstate Insurance	3364	Allstate Insuranc
1028	Allstate Insurance	2865	Riverdale	1195	New Image Sport Shop	3340	Elmwood Chapel
1015	Riverdale	2815	Elmwood Chapel	1188	Riverdale	3338	Riverdale
999	Elmwood Chapel	2812	Allstate Insurance	1170	Elmwood Chapel	3275	White Rhino
989	River Oaks Auto Center	2728	River Oaks Auto Center	1162	River Oaks Auto Center	3262	River Oaks Auto
						3262	New Image Sport
Scratch Game		Scratch Series		Handicap Game		Handicap Series	
300	Leo Young	762	Eric Kozak	316	Matt Miranda	786	Eric Kozak
300	Matt Miranda	746	Matt Miranda	304	Joe Nemcek	776	Steve O'brien
300	Bob Kozak	727	Bob Kozak	302	Steve O'brien	775	Mike O'brien
300	Joe Nemcek	724	Leo Young	301	Leo Young	765	Rob Camerano
289	Eric Kozak	718	Joe Nemcek	300	Bob Kozak	765	Dillon Potter
						765	Raymond Unruh Jr

Season Game Over Average

Game - Ave = Difference	
297 - 188 = 109	Matt Miranda
237 - 137 = 100	Steve O'brien
287 - 187 = 100	Jeff Kardelis
300 - 205 = 95	Joe Nemcek

Season Series over Average

Series - Ave = Difference	
569 - 399 = 170	Steve O'brien
549 - 387 = 162	Dillon Potter
549 - 387 = 162	Raymond Unruh Jr
762 - 603 = 159	Eric Kozak

Season Game Over Average

Game - Ave = Difference

300 - 208 = 92 Leo Young
244 - 152 = 92 Travis Unruh

Season Series over Average

Series - Ave = Difference

561 - 402 = 159 Rob Camerano

Most Improved Average

181 to 198.27 = +17.27 Tim Mysliwy 127 to 140.16 = +13.16 Steve O'brien 148 to 159.03 = +11.03 Joseph Renz

Most Un-Improved Average

208 to 178.50 = -29.50 Bruce Unruh 151 to 134.42 = -16.58 Rob Camerano 215 to 202.49 = -12.51 Eric Kozak

Last Week's Top Scores

Team Scratch Game		Team Scratch Series		Team Handicap Game		Team Handicap Series	
947	White Rhino	2627	Elmwood Chapel	1103	White Rhino	3062	Elmwood Chapel
913	New Image Sport Shop	2618	New Image Sport Shop	1060	New Image Sport Shop	3059	New Image Sport
902	Elmwood Chapel	2585	White Rhino	1047	Elmwood Chapel	3053	White Rhino
862	Allstate Insurance	2527	Riverdale	1043	Allstate Insurance	3028	Riverdale
850	Riverdale	2423	Allstate Insurance	1017	Riverdale	2966	Allstate Insuranc
Scratch Game		Scratch Series		Handicap Game		Handicap Series	
219	Tom Milcarek	603	Travis Unruh	258	Steve O'brien	747	Travis Unruh
217	Tim Mysliwy	594	Tom Milcarek	256	Travis Unruh	686	Steve O'brien
217	Chuck Velgos	585	Chuck Velgos	242	John Matusik	673	John Matusik
213	Matt Miranda	578	Dan Witulski	239	Maurice Macgowen	645	Chuck Velgos
210	Dan Witulski	572	Matt Miranda	237	Chuck Velgos	644	Maurice Macgowen

Weekly Game Over Average

Game - Ave = Difference

195 - 139 = 56 Steve O'brien
208 - 156 = 52 Travis Unruh
201 - 164 = 37 John Matusik
199 - 165 = 34 Maurice Macgowen
217 - 187 = 30 Chuck Velgos
186 - 156 = 30 Ray Miranda

Weekly Series over Average

Series - Ave = Difference

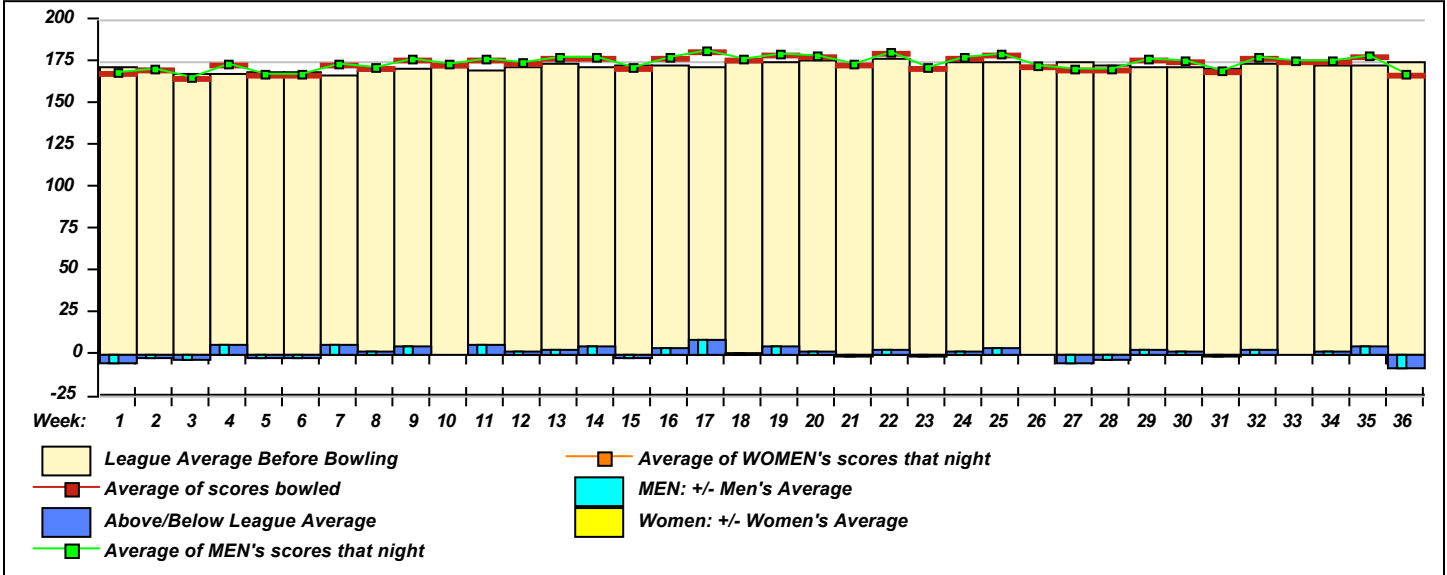
603 - 468 = 135 Travis Unruh
497 - 417 = 80 Steve O'brien
550 - 492 = 58 John Matusik
524 - 495 = 29 Maurice Macgowen
585 - 561 = 24 Chuck Velgos

Team Results

Name	True				-1-	-2-	-3-	Total	HDCP Total	HDCP High Game	HDCP High Game	HDCP High Sers	HDCP High Sers	To Raise Avg +1	250's	700's	Most Improved		Div
	Average	HDCP	Pins	Gms													Ave	+/-	
1 - Allstate Insurance																			
Lane 15 HDCP=182 Ave=847																			
Steve O'brien	140.16	63	14717	105	159	143	195	497	686	237	302	569	776	511	--	--	127	+13.16	1
Jeremi Marsh	157.26	47	16198	103	179	125	174	478	619	214	261	578	719	550	--	--	164	-6.74	1
Mike O'brien	178.99	28	19331	108	159	185	179	523	604	263	290	694	775	538	2	--	178	+0.99	1
Bob Kozak	211.94	0	22254	105	165	192	159	516	516	300	300	727	742	642	6	5	208	+3.94	1
Phil Komanski	161.25	44	16931	105	118	136	155	409	541	235	280	586	703	565	--	--	170	-8.75	1
2 - River Oaks Auto Center																			
Lane 17 HDCP=183 Ave=843																			
Rob Camerano	134.42	68	14114	105	148	124	103	375	579	197	265	561	765	466	--	--	151	-16.58	1
Joseph Renz	159.03	45	17175	108	157	118	166	441	576	224	271	585	728	585	--	--	148	+11.03	1
Dean Gintzler	165.26	40	15865	96	a155	a155	a155	465	585	220	258	592	694	569	--	--	166	-0.74	1
Paul Renz	176.72	30	18556	105	163	108	116	387	471	263	293	664	760	560	3	--	177	-0.28	1
Leo Young	209.17	0	22590	108	185	127	161	473	473	300	301	724	727	720	9	2	219	-9.83	1
3 - New Image Sport Shop																			
Lane 18 HDCP=149 Ave=882																			
Joe Pusz	152.07	52	16424	108	148	168	140	456	612	208	264	537	699	559	--	--	157	-4.93	1
Russ Thomas	174.64	32	16591	95	160	134	a165	459	552	234	264	627	720	559	--	--	176	-1.36	1
Maurice Macgowen	165.50	40	13902	84	153	199	172	524	644	225	272	573	708	540	--	--	166	-0.50	1
Chuck Velgos	187.42	20	18555	99	185	183	217	585	645	256	284	644	726	621	2	--	179	+8.42	1
Tom Milcarek	204.88	5	19054	93	194	181	219	594	606	279	284	694	727	626	6	--	217	-12.12	1
Joe Nemcek	215.49	0	8404	39				0	0	300	304	718	729	668	5	4	205	+10.49	1
4 - Riverdale																			
Lane 14 HDCP=168 Ave=861																			
Matt Miranda	204.87	5	21511	105	169	213	190	572	584	300	316	746	758	629	6	1	195	+9.87	1
Ray Miranda	156.70	48	14573	93	170	186	122	478	622	211	263	542	686	499	--	--	154	+2.70	1
Jim Whorle	152.24	52	11418	75	154	125	159	438	594	222	275	546	705	516	--	--	164	-11.76	1
Bruce Unruh	178.50	28	6426	36	a168	a168	a168	504	588	243	274	640	733	555	--	--	208	-29.50	1
Pete Marx	171.62	35	7208	42	189	156	190	535	640	224	269	570	690	532	--	--			1
5 - Elmwood Chapel																			
Lane 13 HDCP=145 Ave=887																			
Dillon Potter	131.48	71	12096	92	a121	a121	a121	363	576	215	287	549	765	444	--	--	122	+9.48	1
Travis Unruh	157.37	47	16052	102	208	203	192	603	747	244	296	603	754	538	--	--	152	+5.37	1
Tony Thackerson	204.15	5	17761	87	173	201	186	560	575	279	281	702	710	689	2	2	206	-1.85	1
Eric Kozak	202.49	7	17617	87	168	194	190	552	570	289	297	762	786	653	9	3	215	-12.51	1
Mike Miller	193.64	15	6390	33	a183	a183	a183	549	594	244	267	654	705	594	--	--	190	+3.64	1

Name	True				-1-	-2-	-3-	Total	HDCP High				HDCP To Raise	250's	Most Improved		Div		
	Average	HDCP	Pins	Gms					Total	Game	Game	Sers			Sers	Ave		+/-	
6 - White Rhino	Lane 16 HDCP=157 Ave=873																		
Tim Mysliwy	198.27	10	17844	90	157	148	217	522	549	268	294	697	737	663	4	--	181	+17.27	1
Raymond Unruh Jr	143.28	60	9886	69	126	150	149	425	605	207	279	549	765	482	--	--	142	+1.28	1
John Matusik	164.95	41	15835	96	201	148	201	550	673	232	274	556	685	500	--	--	160	+4.95	1
Dan Witulski	198.61	10	21450	108	173	195	210	578	608	262	278	685	730	639	3	--	211	-12.39	1
VACANT		36	0	0	v170	v170	v170	510	618	0	0	0			--	--			1
Dan Schwader	169.08	36	2029	12				0	0	194	234	568	688	521	--	--			1

League Average Week-by-Week



STARDUST BOWL III

***** Last Week's High Scores for Immediate Release *****

Scratch Game		Scratch Game		Scratch Series		Scratch Series	
219	Tom Milcarek	199	Maurice Macgowen	603	Travis Unruh	523	Mike O'brien
217	Tim Mysliwy	195	Dan Witulski	594	Tom Milcarek	522	Tim Mysliwy
217	Chuck Velgos	195	Steve O'brien	585	Chuck Velgos	516	Bob Kozak
213	Matt Miranda	194	Eric Kozak	578	Dan Witulski	497	Steve O'brien
210	Dan Witulski	194	Tom Milcarek	572	Matt Miranda	478	Jeremi Marsh
208	Travis Unruh	192	Bob Kozak	560	Tony Thackerson	478	Ray Miranda
203	Travis Unruh	192	Travis Unruh	552	Eric Kozak	473	Leo Young
201	John Matusik	190	Eric Kozak	550	John Matusik	456	Joe Pusz
201	John Matusik	190	Matt Miranda	535	Pete Marx	441	Joseph Renz
201	Tony Thackerson	190	Pete Marx	524	Maurice Macgowen	438	Jim Whorle

STARDUST BOWL III

Bracket Payments

<u>Bowler</u>	<u>Lane</u>	<u>Refund</u>	<u>Winnings</u>	<u>Amt Paid</u>	<u>Balance Due</u>
---------------	-------------	---------------	-----------------	-----------------	--------------------



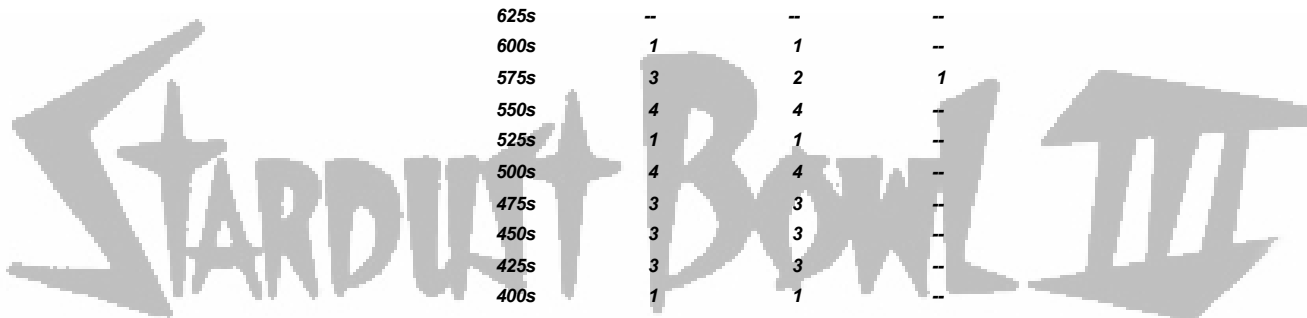
National Association Awards Earned Last Week

Name	ID Number	Award Average	Award Games	G1	G2	G3	Series	Award Score	Award Received
Travis Unruh	-	156	99	208	203	192	603	603	600 Series (USBC Awards)

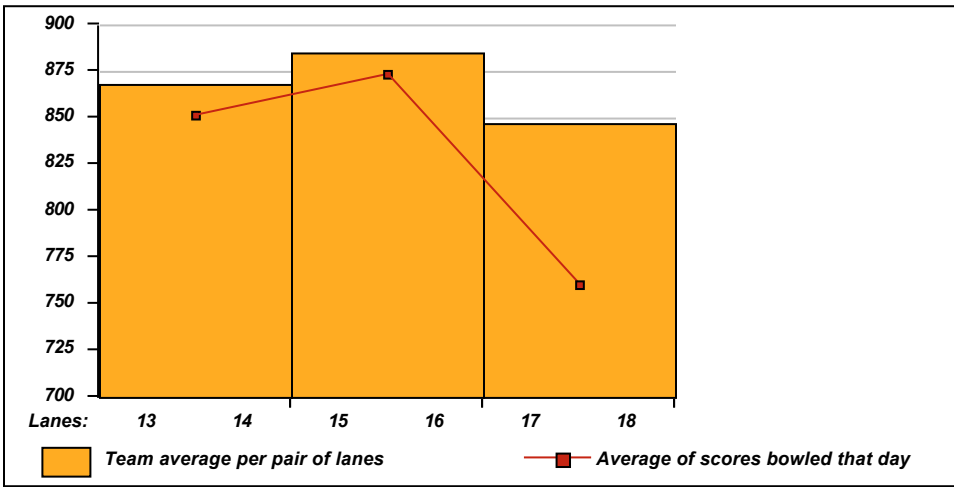
This Week's Statistics: Lefties vs Righties

Unless designated left handed, bowlers are considered right handed.

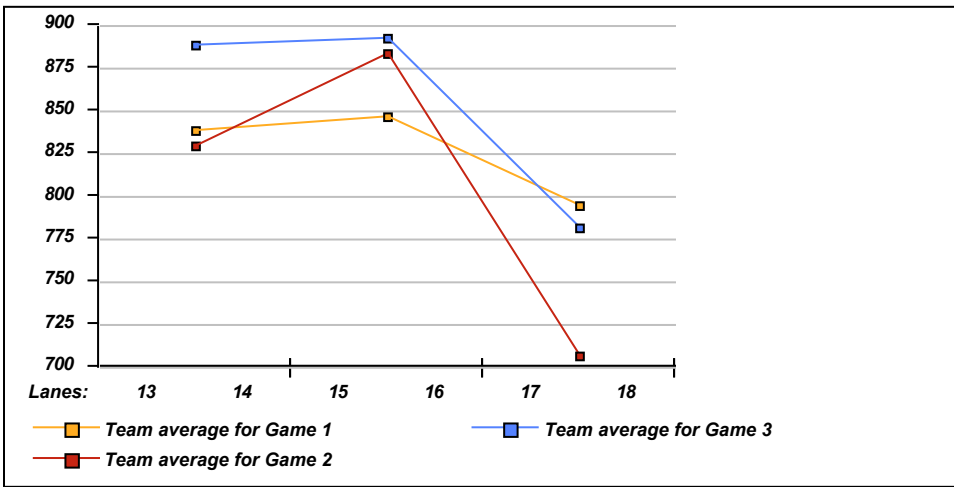
	Over All	Right	Left
How many people bowled	25	23	2
Number of games bowled	74	68	6
Actual average of week's scores	167.09	167.54	162.00
How many games above average	29	28	1
How many games below average	44	39	5
Pins above/below average per game	-7.50	-6.35	-20.50
How many people raised average	8	7	1
by this amount	0.49	0.52	0.24
How many people went down	17	16	1
by this amount	-0.55	-0.50	-1.40
League average before bowling	174.94	174.27	182.66
League average after bowling	174.72	174.08	182.07
Change in league average	-0.22	-0.19	-0.58
800s	--	--	--
775s	--	--	--
750s	--	--	--
725s	--	--	--
700s	--	--	--
675s	--	--	--
650s	--	--	--
625s	--	--	--
600s	1	1	--
575s	3	2	1
550s	4	4	--
525s	1	1	--
500s	4	4	--
475s	3	3	--
450s	3	3	--
425s	3	3	--
400s	1	1	--
below 400	2	1	1
300s	--	--	--
275s	--	--	--
250s	--	--	--
225s	--	--	--
200s	10	9	1
175s	20	18	2
150s	24	23	1
125s	13	13	--
100s	7	5	2
below 100	--	--	--



Team Average vs Ave of Scores



Average of Scores for Each Game



Amount Over/Under Team Average

