

Tuesday 4:00 pm

Stardust Bowl

Lanes 1 - 6

Thanks for bowling with us! We hope to see you next season!

Send us a Friend Request on www.MySpace.com/StardustBowl3

League Standing Sheets are on www.BowlStardust.com Sign up for Email Alerts
 ~Book your Holiday Bowling Party!
 ~Stocking Stuffers: Stardust Gift Card, 10 Game Pre-Paid Card & Coupon Book
 ~Mid-Season Leagues Forming! Tools to Bowl & SpongeBob/Dora Ball Leagues

Team Standings

| Place | Lane # | Team Name | Points Won | Points Lost | %Won | Scratch Pins | Pins plus Handicap | High Game | HDCP Game | High Sers | HDCP Sers | Year-To-Date WON | Y-T-D LOST | Y-T-D %WON |
|-------|--------|-----------|------------|-------------|------|--------------|--------------------|-----------|-----------|-----------|-----------|------------------|------------|------------|
| 1 | 2 | 5 Team 5 | 43 | 7 | 86.0 | 3928 | 7738 | 240 | 433 | 480 | 823 | 43 | 7 | 86.0 |
| 2 | 4 | 1 Team 1 | 28 | 22 | 56.0 | 2809 | 7465 | 174 | 406 | 314 | 806 | 28 | 22 | 56.0 |
| 3 | 1 | 2 Team 2 | 27 | 23 | 54.0 | 2049 | 7611 | 172 | 443 | 285 | 827 | 27 | 23 | 54.0 |
| 4 | 5 | 4 Team 4 | 26 | 24 | 52.0 | 2356 | 7650 | 195 | 465 | 308 | 826 | 26 | 24 | 52.0 |
| 5 | 3 | 3 Team 3 | 24 | 26 | 48.0 | 3671 | 7697 | 411 | 627 | 767 | 1199 | 24 | 26 | 48.0 |
| 6 | 6 | 6 BYE | 0 | 0 | | 0 | 0 | 0 | 0 | 0 | 0 | 0 | 0 | |

Results of Last Week's Bowling.....

| Lanes | Team Name | -1- | -2- | HDCP Total | Last Wk WON | Team Name | -1- | -2- | HDCP Total | Last Wk WON |
|-------|-----------|-----|-----|------------|-------------|-----------|-----|-----|------------|-------------|
| 1-2 | Team 5 | 390 | 378 | 768 | 5 | Team 2 | 362 | 370 | 732 | 0 |
| 3-4 | Team 3 | 322 | 335 | 657 | 0 | Team 1 | 392 | 374 | 766 | 5 |
| 5-6 | Team 4 | 371 | 373 | 744 | 5 | BYE | 0 | 0 | 0 | 0 |

Thanks for bowling! We hope you had a good time. See you next season!

Individual High Averages

| Boys | Average | Name | Girls | Average | Name |
|-------|------------------|-------|-------------------|---------|------|
| 95.00 | Franklin Frohock | 74.75 | Allie Klein | | |
| 91.61 | Logan Malacina | 70.72 | Mackenzi Chambers | | |
| 73.00 | Gavin Stiglitz | 41.25 | Valerie Burbach | | |
| 65.18 | Nick Redman | | | | |
| 61.67 | Justin Rios | | | | |
| 61.20 | Neil Burbach | | | | |

Season High Scores

| Team Scratch Game | Team Scratch Series | Team Handicap Game | Team Handicap Series |
|-------------------|---------------------|--------------------|----------------------|
| 411 Team 3 | 767 Team 3 | 627 Team 3 | 1199 Team 3 |
| 240 Team 5 | 480 Team 5 | 465 Team 4 | 827 Team 2 |
| 195 Team 4 | 314 Team 1 | 443 Team 2 | 826 Team 4 |

Bowlers must have a minimum of 13 games to be eligible for any league award.

| | Scratch Game | Scratch Series | Handicap Game | Handicap Series |
|--------------|-----------------------|-----------------------|-----------------------|-----------------------|
| Boys | 207 Franklin Frohock | 384 Logan Malacina | 314 Franklin Frohock | 602 Logan Malacina |
| | 204 Logan Malacina | 383 Franklin Frohock | 313 Logan Malacina | 597 Franklin Frohock |
| | 105 Nick Redman | 178 Nick Redman | 241 Nick Redman | 432 Nick Redman |
| | 99 Neil Burbach | 170 Gavin Stiglitz | 225 Neil Burbach | 420 Neil Burbach |
| | 98 Gavin Stiglitz | 164 Neil Burbach | 224 Justin Rios | 410 Justin Rios |
| Girls | 116 Allie Klein | 198 Allie Klein | 241 Allie Klein | 439 Allie Klein |
| | 102 Mackenzi Chambers | 170 Mackenzi Chambers | 219 Mackenzi Chambers | 411 Valerie Burbach |
| | 73 Valerie Burbach | 121 Valerie Burbach | 218 Valerie Burbach | 404 Mackenzi Chambers |

Most Improved Average

Bowlers must have a minimum of 27 games to be listed for most improved average recognition unless they have a book average.

| | | | | | | |
|--------------|------------|----------------|------------|-----------------|------------|----------------|
| Boys | to 73.00 = | Gavin Stiglitz | to 61.20 = | Neil Burbach | to 91.61 = | Logan Malacina |
| Girls | to 70.72 = | Mackenzi Chamb | to 41.25 = | Valerie Burbach | to 74.75 = | Allie Klein |

Last Week's Top Scores

| | Team Scratch Game | Team Scratch Series | Team Handicap Game | Team Handicap Series |
|-------------|---------------------|----------------------|----------------------|----------------------|
| Boys | 205 Team 5 | 398 Team 5 | 392 Team 1 | 768 Team 5 |
| | 160 Team 1 | 302 Team 1 | 390 Team 5 | 766 Team 1 |
| | 148 Team 3 | 283 Team 3 | 373 Team 4 | 744 Team 4 |
| | 82 Gavin Stiglitz | 154 Logan Malacina | 197 Gavin Stiglitz | 392 Nick Redman |
| | 80 Logan Malacina | 148 Nick Redman | 197 Nick Redman | 377 Gavin Stiglitz |
| | 75 Nick Redman | 147 Gavin Stiglitz | 187 Neil Burbach | 359 Neil Burbach |
| | 68 Franklin Frohock | 129 Franklin Frohock | 176 Logan Malacina | 346 Logan Malacina |
| | 62 Neil Burbach | 109 Neil Burbach | 159 Franklin Frohock | 311 Franklin Frohock |

Tuesday 4:00 pm

Stardust Bowl

Lanes 1 - 6

Thanks for bowling with us! We hope to see you next season!

Last Week's Top Scores - Continued

| | | | | |
|--------------|----------------------|-----------------------|-----------------------|-----------------------|
| Girls | 85 Allie Klein | 158 Allie Klein | 198 Valerie Burbach | 389 Mackenzi Chambers |
| | 78 Mackenzi Chambers | 155 Mackenzi Chambers | 198 Allie Klein | 384 Allie Klein |
| | 55 Valerie Burbach | 87 Valerie Burbach | 195 Mackenzi Chambers | 373 Valerie Burbach |

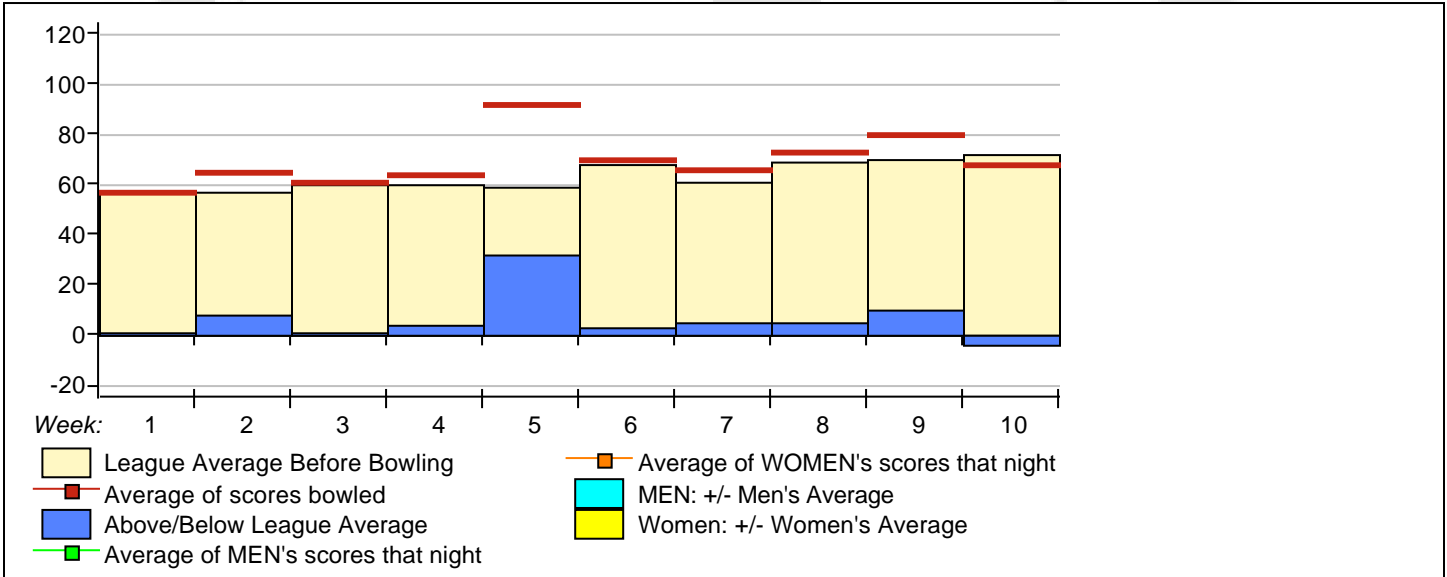
Team Rosters

| Name | True Average | HDCP | Pins | Gms | -1- | -2- | Total | HDCP Total | High Game | HDCP Game | High Sers | HDCP Sers | To Raise Avg+1 | To Drop Avg-1 | 250's | 700's | Most Improved Ave +/- |
|--------------------------|------------------|------|------|-----|------|------|-------|------------|-----------|-----------|-----------|-----------|----------------|---------------|-------|-------|-----------------------|
| 1 - Team 1 Lane 4 | HDCP=231 Ave=143 | | | | | | | | | | | | | | | | |
| Mackenzi Chambers | 70.72 | 117 | 1273 | 18 | 78 | 77 | 155 | 389 | 102 | 219 | 170 | 404 | 147 | 126 | -- | -- | |
| Gavin Stiglitz | 73.00 | 114 | 1022 | 14 | 82 | 65 | 147 | 377 | 98 | 213 | 170 | 406 | 162 | 145 | -- | -- | |
| 2 - Team 2 Lane 1 | HDCP=268 Ave=102 | | | | | | | | | | | | | | | | |
| Valerie Burbach | 41.25 | 143 | 825 | 20 | 32 | 55 | 87 | 373 | 73 | 218 | 121 | 411 | 99 | 76 | -- | -- | |
| Neil Burbach | 61.20 | 125 | 1224 | 20 | 62 | 47 | 109 | 359 | 99 | 225 | 164 | 420 | 140 | 117 | -- | -- | |
| 3 - Team 3 Lane 3 | HDCP=192 Ave=186 | | | | | | | | | | | | | | | | |
| Logan Malacina | 91.61 | 98 | 1649 | 18 | 74 | 80 | 154 | 346 | 204 | 313 | 384 | 602 | 191 | 170 | -- | -- | |
| Franklin Frohock | 95.00 | 94 | 1710 | 18 | 61 | 68 | 129 | 311 | 207 | 314 | 383 | 597 | 210 | 189 | -- | -- | |
| 4 - Team 4 Lane 5 | HDCP=246 Ave=126 | | | | | | | | | | | | | | | | |
| Justin Rios | 61.67 | 125 | 925 | 15 | a51 | a51 | 102 | 352 | 96 | 224 | 158 | 410 | 129 | 111 | -- | -- | |
| Nick Redman | 65.18 | 121 | 1108 | 17 | 73 | 75 | 148 | 392 | 105 | 241 | 178 | 432 | 146 | 126 | -- | -- | |
| 5 - Team 5 Lane 2 | HDCP=185 Ave=194 | | | | | | | | | | | | | | | | |
| Allie Klein | 74.75 | 113 | 1196 | 16 | 85 | 73 | 158 | 384 | 116 | 241 | 198 | 439 | 154 | 135 | -- | -- | |
| VACANT | | 72 | 0 | 0 | v120 | v120 | 240 | 384 | 0 | | 0 | | | | -- | -- | |
| 6 - BYE Lane 6 | HDCP=0 Ave=0 | | | | | | | | | | | | | | | | |

Temporary Substitutes

| Name | True Average | HDCP | Pins | Gms | -1- | -2- | Total | HDCP Total | High Game | HDCP Game | High Sers | HDCP Sers | To Raise Avg+1 | To Drop Avg-1 | 250's | 700's | Most Improved Ave +/- |
|------|--------------|------|------|-----|-----|-----|-------|------------|-----------|-----------|-----------|-----------|----------------|---------------|-------|-------|-----------------------|
|------|--------------|------|------|-----|-----|-----|-------|------------|-----------|-----------|-----------|-----------|----------------|---------------|-------|-------|-----------------------|

League Average Week-by-Week



Tuesday 4:00 pm

Stardust Bowl

Lanes 1 - 6

Thanks for bowling with us! We hope to see you next season!

STARDUST BOWL III

Tuesday 4:00 pm

Stardust Bowl

Lanes 1 - 6

Thanks for bowling with us! We hope to see you next season!

**** Last Week's High Scores for Immediate Release ****

| | <u>Scratch Game</u> | <u>Scratch Game</u> | <u>Scratch Series</u> | <u>Scratch Series</u> |
|--------------|----------------------|---------------------|-----------------------|-----------------------|
| Boys | 82 Gavin Stiglitz | 68 Franklin Frohock | 154 Logan Malacina | |
| | 80 Logan Malacina | 65 Gavin Stiglitz | 148 Nick Redman | |
| | 75 Nick Redman | 62 Neil Burbach | 147 Gavin Stiglitz | |
| | 74 Logan Malacina | 61 Franklin Frohock | 129 Franklin Frohock | |
| | 73 Nick Redman | 47 Neil Burbach | 109 Neil Burbach | |
| Girls | 85 Allie Klein | 73 Allie Klein | 158 Allie Klein | |
| | 78 Mackenzi Chambers | 55 Valerie Burbach | 155 Mackenzi Chambers | |
| | 77 Mackenzi Chambers | 32 Valerie Burbach | 87 Valerie Burbach | |
| | | | | |



Tuesday 4:00 pm

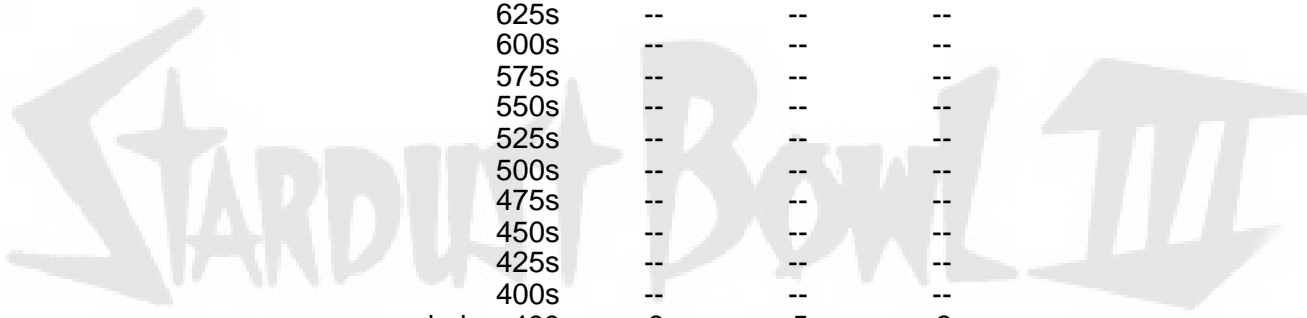
Stardust Bowl

Lanes 1 - 6

Thanks for bowling with us! We hope to see you next season!

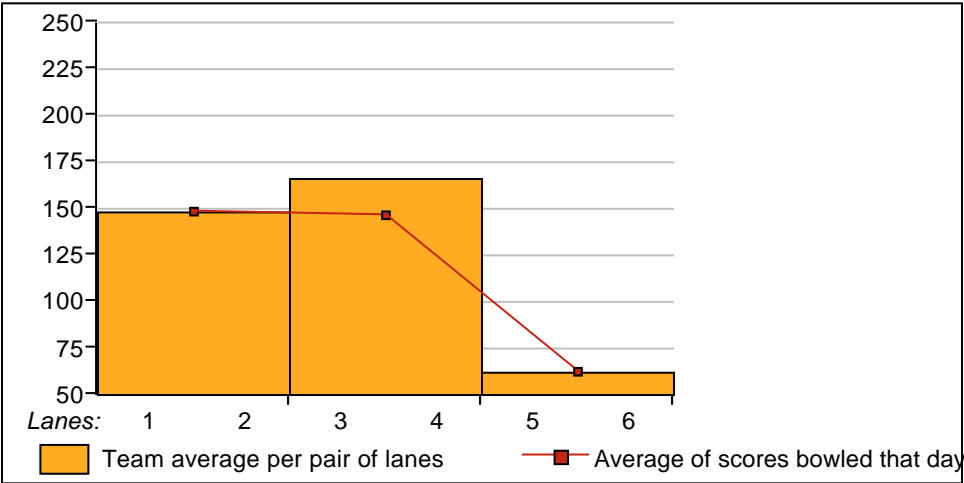
This Week's Statistics

| | <u>Over All</u> | <u>Boys</u> | <u>Girls</u> |
|-----------------------------------|-----------------|-------------|--------------|
| How many people bowled | 8 | 5 | 3 |
| Number of games bowled | 16 | 10 | 6 |
| Actual average of week's scores | 67.94 | 68.70 | 66.67 |
| How many games above average | 8 | 4 | 4 |
| How many games below average | 8 | 6 | 2 |
| Pins above/below average per game | -3.56 | -8.90 | 5.33 |
| How many people raised average | 5 | 2 | 3 |
| by this amount | 0.59 | 0.63 | 0.57 |
| how many people went down | 3 | 3 | -- |
| by this amount | -2.13 | -2.13 | 0.00 |
| League average before bowling | 72.02 | 78.22 | 61.67 |
| League average after bowling | 71.59 | 77.20 | 62.24 |
| Change in league average | -0.43 | -1.02 | 0.57 |
| 800s | -- | -- | -- |
| 775s | -- | -- | -- |
| 750s | -- | -- | -- |
| 725s | -- | -- | -- |
| 700s | -- | -- | -- |
| 675s | -- | -- | -- |
| 650s | -- | -- | -- |
| 625s | -- | -- | -- |
| 600s | -- | -- | -- |
| 575s | -- | -- | -- |
| 550s | -- | -- | -- |
| 525s | -- | -- | -- |
| 500s | -- | -- | -- |
| 475s | -- | -- | -- |
| 450s | -- | -- | -- |
| 425s | -- | -- | -- |
| 400s | -- | -- | -- |
| below 400 | 8 | 5 | 3 |
| 300s | -- | -- | -- |
| 275s | -- | -- | -- |
| 250s | -- | -- | -- |
| 225s | -- | -- | -- |
| 200s | -- | -- | -- |
| 175s | -- | -- | -- |
| 150s | -- | -- | -- |
| 125s | -- | -- | -- |
| 100s | -- | -- | -- |
| below 100 | 16 | 10 | 6 |

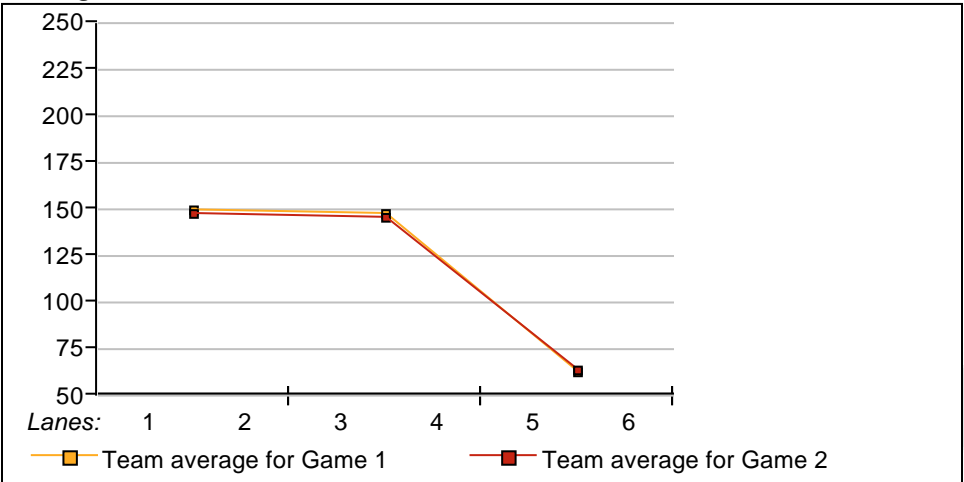


Thanks for bowling with us! We hope to see you next season!

Team Average vs Ave of Scores



Average of Scores for Each Game



Amount Over/Under Team Average

