



Stardust Bowl III League
Bowler of the Year Tournament
 Qualifying Round May 11th
 Championship May 18th

School Dist. 170

Sunday 6:20 pm

05/06/2012 Week 17 of 17

Lanes 15 - 20

Stardust Bowl

Thank you for bowling with us! We hope to see you next season!

President: Narce Cannek is on Lane 17

Secretary/Treasurer: Michelle Headley is on Lane 16

Send us a Friend Request on www.Facebook.com/StardustBowl3

League Standing Sheets are on www.BowlStardust.com with Expanded Stats
 Join our Email List for Standing Sheet updates, Bowling Specials & Coupons!
 SUMMER LEAGUE NOW FORMING!! Sox vs Cubs, Money Doubles, Youth/Adult & MORE!

===== UPCOMING TOURNAMENTS =====

- ~Bowler of the Year Tournament May 11 & 18. Are you on www.BowlStardust.com
- ~King of the Hill Spring Series March 23 - May 4
- ~King of the Hill Summer Series June 1 - August 17
- ~40 Frame Game Tournament May 5 - August 19 Bowl Any Day Any Time



Thanks for bowling! We hope you had a good time. See you next season!

Team Standings

Place	Lane	#	Team Name	Points Won	Points Lost	%Won	Scratch Pins	Pins + HDCP	Team Ave	High Game	HDCP Game	High Sers	HDCP Sers	Year-To-Date WON	Y-T-D LOST
1	16	4	The Koo Koo Birds	82	37	68.9	33222	39582	649	815	936	2131	2497	82	37
2	18	1	Totally Screwed	76	43	63.9	34043	39641	665	753	868	2151	2490	76	43
3	17	6	Pinbowl Wizards	74	45	62.2	30697	39157	601	736	903	2013	2514	74	45
4	20	3	Rick and the 3 Chicks	50	69	42.0	26430	37758	516	623	850	1696	2377	50	69
5	15	5	Hi-Low Bowlers	45	74	37.8	30458	38249	599	686	852	1970	2426	45	74
6	19	2	L.L.I.A.	30	89	25.2	23785	35200	496	618	829	1709	2355	30	89

Review of Last Week's Bowling.....

Lanes	Team Name	HDCP -1-	HDCP -2-	HDCP -3-	HDCP Total	Last Wk WON	Team Name	HDCP -1-	HDCP -2-	HDCP -3-	HDCP Total	Last Wk WON
15-16	Totally Screwed	742	749	694	2185	0	The Koo Koo Birds	800	823	874	2497	7
17-18	Pinbowl Wizards	733	632	736	2101	2	Rick and the 3 Chic	751	672	729	2152	5
19-20	Hi-Low Bowlers	743	724	743	2210	2	L.L.I.A.	727	739	791	2257	5

Individual High Averages

Men	Average	Name	Women	Average	Name
	184.43	Larry Cannek		189.31	Michelle Headley
	172.92	Patrick Wohadio		160.33	Lisa Knott
	170.44	Kevin Kahle		151.25	Betty Ross
	170.40	Scott Henry		141.58	Eileen Farrell
	167.45	Don Stipe		132.75	Marlene Ballard
	166.08	Wade Farrell		130.48	Doreen Gregori
	162.06	Rick Gregori		129.23	Danielle Ruiz
	161.90	Lee Franklin		126.71	Kathie Kahle
	160.73	John Knott		123.20	Debbie Mastronardi
	123.57	Marty Gorski		121.43	Narce Cannek

Season High Scores

Team Scratch Game	Team Scratch Series	Team Handicap Game	Team Handicap Series
815 The Koo Koo Birds	2151 Totally Screwed	936 The Koo Koo Birds	2514 Pinbowl Wizards
753 Totally Screwed	2131 The Koo Koo Birds	903 Pinbowl Wizards	2497 The Koo Koo Bird
736 Pinbowl Wizards	2013 Pinbowl Wizards	868 Totally Screwed	2490 Totally Screwed
686 Hi-Low Bowlers	1970 Hi-Low Bowlers	852 Hi-Low Bowlers	2426 Hi-Low Bowlers
623 Rick and the 3 Chicks	1709 L.L.I.A.	850 Rick and the 3 Chicks	2377 Rick and the 3 Ch

Bowlers must have completed a minimum of 34 games to be eligible for any league award.

Men	Scratch Game	Scratch Series	Handicap Game	Handicap Series
	255 Larry Cannek	693 Larry Cannek	290 John Knott	750 Larry Cannek
	251 John Knott	629 Kevin Kahle	281 Patrick Wohadio	710 John Knott
	248 Patrick Wohadio	608 John Knott	274 Larry Cannek	710 Kevin Kahle
	239 Scott Henry	589 Wade Farrell	264 Scott Henry	691 Wade Farrell
	236 Don Stipe	584 Lee Franklin	263 Don Stipe	680 Lee Franklin
		584 Rick Gregori	263 Rick Gregori	

Season High Scores - Continued

Women	276 Michelle Headley	638 Michelle Headley	284 Michelle Headley	673 Debbie Mastronardi
	210 Betty Ross	554 Lisa Knott	251 Narce Cannek	668 Michelle Headley
	199 Lisa Knott	515 Betty Ross	250 Betty Ross	662 Narce Cannek
	187 Narce Cannek	514 Eileen Farrell	245 Debbie Mastronardi	653 Lisa Knott
	183 Marlene Ballard	481 Debbie Mastronardi	240 Marlene Ballard	646 Eileen Farrell

Season Game Over Average
Game - Ave = Difference

Men	251 - 151 = 100	John Knott
	248 - 158 = 90	Patrick Wohadio
	255 - 176 = 79	Larry Cannek
	227 - 155 = 72	Rick Gregori
	239 - 168 = 71	Scott Henry

Season Series over Average
Series - Ave = Difference

	693 - 528 = 165	Larry Cannek
	608 - 471 = 137	John Knott
	629 - 498 = 131	Kevin Kahle
	589 - 471 = 118	Wade Farrell
	584 - 477 = 107	Lee Franklin

Women	276 - 190 = 86	Michelle Headley
	187 - 120 = 67	Narce Cannek
	181 - 120 = 61	Debbie Mastronardi
	210 - 149 = 61	Betty Ross
	180 - 125 = 55	Marlene Ballard

	481 - 360 = 121	Debbie Mastronardi
	470 - 360 = 110	Narce Cannek
	514 - 432 = 82	Eileen Farrell
	554 - 474 = 80	Lisa Knott
	638 - 561 = 77	Michelle Headley

Most Improved Average

Men	157 to 161.90 = +4.90	Lee Franklin	163 to 167.45 = +4.45	Don Stipe	169 to 172.92 = +3.92	Patrick Wohadio
Women	153 to 160.33 = +7.33	Lisa Knott	125 to 130.48 = +5.48	Doreen Gregori	124 to 129.23 = +5.23	Danielle Ruiz

Most Un-Improved Averages

Men	178 to 166.08 = -11.92	Wade Farrell	129 to 123.57 = -5.43	Marty Gorski	175 to 170.40 = -4.60	Scott Henry
Women	162 to 151.25 = -10.75	Betty Ross	108 to 104.52 = -3.48	Tamara Gorski	192 to 189.31 = -2.69	Michelle Headley

Last Week's Top Scores

	Team Scratch Game	Team Scratch Series	Team Handicap Game	Team Handicap Series
	752 The Koo Koo Birds	2131 The Koo Koo Birds	874 The Koo Koo Birds	2497 The Koo Koo Bird
	645 Totally Screwed	1873 Totally Screwed	791 L.L.I.A.	2257 L.L.I.A.
	583 Hi-Low Bowlers	1730 Hi-Low Bowlers	751 Rick and the 3 Chicks	2210 Hi-Low Bowlers
	Scratch Game	Scratch Series	Handicap Game	Handicap Series
Men	214 Lee Franklin	584 Lee Franklin	246 Lee Franklin	680 Lee Franklin
	211 Matthew Knott	535 Scott Henry	232 Matthew Knott	607 Scott Henry
	194 Scott Henry	516 Matthew Knott	218 Scott Henry	579 Matthew Knott
	191 Don Stipe	488 Larry Cannek	217 Don Stipe	565 Don Stipe
	176 John Knott	487 Don Stipe	207 John Knott	555 Wade Farrell
Women	227 Michelle Headley	638 Michelle Headley	237 Michelle Headley	668 Michelle Headley
	170 Eileen Farrell	447 Betty Ross	225 Tamara Gorski	589 Kathie Kahle
	165 Kathie Kahle	438 Eileen Farrell	224 Kathie Kahle	584 Marlene Ballard
	160 Betty Ross	422 Marlene Ballard	217 Eileen Farrell	581 Danielle Ruiz
	150 Danielle Ruiz	412 Kathie Kahle	210 Madeline Henry	579 Eileen Farrell

Weekly Game Over Average
Game - Ave = Difference

Men	214 - 159 = 55	Lee Franklin
	211 - 173 = 38	Matthew Knott
	194 - 169 = 25	Scott Henry
Women	148 - 103 = 45	Tamara Gorski
	227 - 187 = 40	Michelle Headley
	165 - 126 = 39	Kathie Kahle

Weekly Series over Average
Series - Ave = Difference

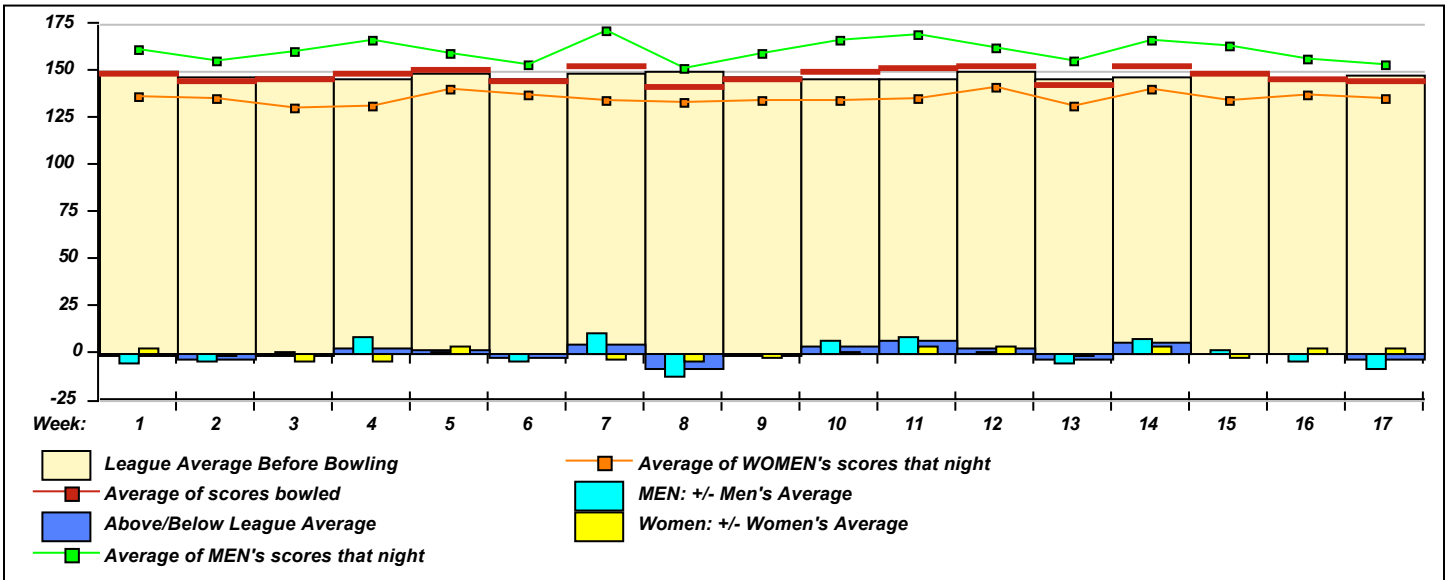
	584 - 477 = 107	Lee Franklin
	535 - 507 = 28	Scott Henry
	516 - 519 = -3	Matthew Knott
	638 - 561 = 77	Michelle Headley
	412 - 378 = 34	Kathie Kahle
	325 - 294 = 31	Madeline Henry

Team Rosters

Name	True				HDCP High				HDCP To Raise				To Drop				Most Improved	
	Average	HDCP	Pins	Gms	-1-	-2-	-3-	Total	Total	Game	Game	Sers	Sers	Avg +1	Avg -1	225's	650's	Ave +/-
1 - Totally Screwed	Lane 18 HDCP=107 Ave=665																	
John Knott	160.73	32	8197	51	176	143	126	445	538	251	290	608	710	497	442	2	--	160 +0.73
Lisa Knott	160.33	32	6734	42	a150	a150	a150	450	546	199	232	554	653	511	465	--	--	153 +7.33
Matthew Knott	173.33	21	5720	33	146	211	159	516	579	225	249	614	686	544	507	1	--	175 -1.67
Patrick Wohadio	172.92	22	6225	36	166	141	155	462	522	248	281	574	670	522	482	1	--	169 +3.92
2 - L.L.I.A.	Lane 19 HDCP=241 Ave=496																	
Tamara L. Gorski	104.52	76	3449	33	78	108	148	334	565	148	225	360	600	331	294	--	--	108 -3.48
Marty F. Gorski	123.57	61	6302	51	120	113	104	337	517	164	232	462	652	394	339	--	--	129 -5.43
Madeline Henry	99.33	80	4470	45	129	93	103	325	568	157	225	354	586	330	281	--	--	99 +0.33
Scott Henry	170.40	24	8179	48	158	183	194	535	607	239	264	560	638	542	490	1	--	175 -4.60
Brian Robey	144.00	44	432	3				0	0	152	196	432	564	438	431	--	--	

Name	True				HDCP High HDCP High HDCP To Raise To Drop													Most Improved	
	Average	HDCP	Pins	Gms	-1-	-2-	-3-	Total	Total	Game	Game	Sers	Sers	Avg +1	Avg -1	225's	650's	Ave	+/-
3 - Rick and the 3 Chicks																			
Lane 20 HDCP=225 Ave=516																			
Debbie Mastronardi	123.20	61	6283	51	97	119	100	316	496	181	245	481	673	413	358	--	--	118	+5.20
Danielle Ruiz	129.23	56	6203	48	150	113	147	410	581	177	235	439	613	427	375	--	--	124	+5.23
Betty Ross	151.25	39	7260	48	160	136	151	447	564	210	250	515	635	492	440	--	--	162	-10.75
Rick Troy	113.36	69	5101	45	120	80	107	307	511	169	239	432	642	371	322	--	--	115	-1.64
Tom Hutchison	128.22	57	1154	9				0	0	167	207	448	568	394	381	--	--		
4 - The Koo Koo Birds																			
Lane 16 HDCP=119 Ave=649																			
Don Stipe	167.45	26	8540	51	139	191	145	487	565	236	263	575	656	532	477	1	--	163	+4.45
Marlene Ballard	132.75	54	6770	51	137	145	140	422	584	183	240	458	626	412	357	--	--	129	+3.75
Michelle Headley	189.31	8	9655	51	227	204	207	638	668	276	284	638	668	605	550	2	--	192	-2.69
Lee Franklin	161.90	31	8257	51	175	195	214	584	680	214	246	584	680	491	436	--	--	157	+4.90
Jason Headley		0	0	0				0	0	0		0				--	--		
5 - Hi-Low Bowlers																			
Lane 15 HDCP=160 Ave=599																			
Eileen Farrell	141.58	47	6371	45	170	123	145	438	579	182	226	514	646	445	396	--	--	142	-0.42
Doreen Gregori	130.48	56	5480	42	a120	a120	a120	360	528	167	223	429	597	415	369	--	--	125	+5.48
Rick Gregori	162.06	30	8265	51	145	154	159	458	548	227	263	584	671	537	482	1	--	166	-3.94
Wade Farrell	166.08	27	8470	51	148	167	159	474	555	224	258	589	691	548	493	--	--	178	-11.92
6 - Pinbowl Wizards																			
Lane 17 HDCP=158 Ave=601																			
Narce Cannek	121.43	63	6193	51	90	128	91	309	495	187	251	470	662	395	340	--	--	124	-2.57
Kathie Kahle	126.71	59	6462	51	153	94	165	412	589	165	230	429	623	396	341	--	--	129	-2.29
Larry Cannek	184.43	12	9406	51	163	158	167	488	524	255	274	693	750	584	529	5	1	186	-1.57
Kevin Kahle	170.44	24	7670	45	172	97	158	427	493	234	260	629	710	538	489	2	--	167	+3.44

League Average Week-by-Week



***** Last Week's High Scores for Immediate Release *****

	<u>Scratch Game</u>		<u>Scratch Game</u>		<u>Scratch Series</u>		<u>Scratch Series</u>	
Men	214	Lee Franklin	167	Wade Farrell	584	Lee Franklin	337	Marty Gorski
	211	Matthew Knott	166	Patrick Wohadio	535	Scott Henry	307	Rick Troy
	195	Lee Franklin	163	Larry Cannek	516	Matthew Knott		
	194	Scott Henry	159	Matthew Knott	488	Larry Cannek		
	191	Don Stipe	159	Rick Gregori	487	Don Stipe		
	183	Scott Henry	159	Wade Farrell	474	Wade Farrell		
	176	John Knott	158	Kevin Kahle	462	Patrick Wohadio		
	175	Lee Franklin	158	Larry Cannek	458	Rick Gregori		
	172	Kevin Kahle	158	Scott Henry	445	John Knott		
	167	Larry Cannek	157	Don Stipe	427	Kevin Kahle		
Women	227	Michelle Headley	147	Danielle Ruiz	638	Michelle Headley		
	207	Michelle Headley	145	Eileen Farrell	447	Betty Ross		
	204	Michelle Headley	145	Marlene Ballard	438	Eileen Farrell		
	170	Eileen Farrell	140	Marlene Ballard	422	Marlene Ballard		
	165	Kathie Kahle	137	Marlene Ballard	412	Kathie Kahle		
	160	Betty Ross	136	Betty Ross	410	Danielle Ruiz		
	153	Kathie Kahle	129	Madeline Henry	334	Tamara Gorski		
	151	Betty Ross	128	Narce Cannek	325	Madeline Henry		
	150	Danielle Ruiz	123	Eileen Farrell	316	Debbie Mastronardi		
	148	Tamara Gorski	119	Debbie Mastronardi	309	Narce Cannek		

STARDUST BOWL III

Bracket Payments

<u>Bowler</u>	<u>Lane</u>	<u>Refund</u>	<u>Winnings</u>	<u>Amt Paid</u>	<u>Balance Due</u>
---------------	-------------	---------------	-----------------	-----------------	--------------------



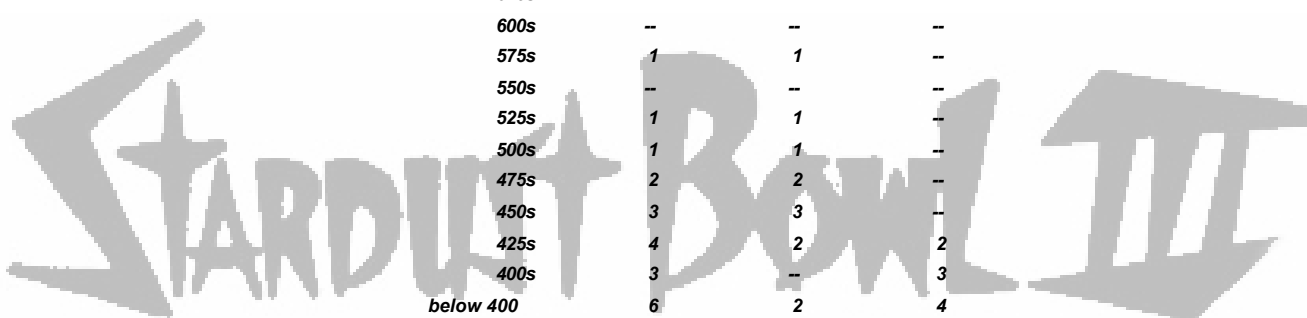
National Association Awards Earned Last Week

Name	ID Number	Award Average	Award Games	G1	G2	G3	Series	Award Score	Award Received
Michelle Headley	3253-9237	187	48	227	204	207	638	227	225 Game (USBC Awards)

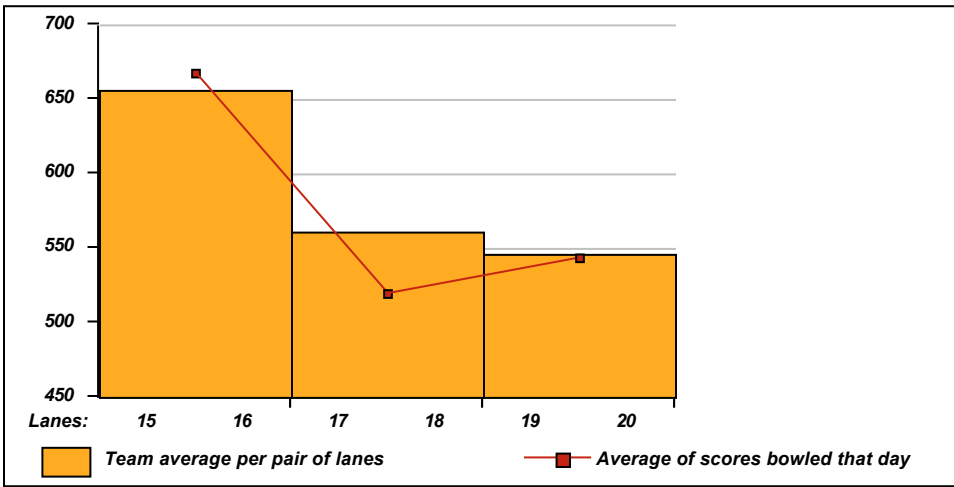
This Week's Statistics

	Over All	Men	Women
How many people bowled	22	12	10
Number of games bowled	66	36	30
Actual average of week's scores	145.02	153.33	135.03
How many games above average	28	10	18
How many games below average	36	25	11
Pins above/below average per game	-2.17	-7.17	3.83
How many people raised average	9	2	7
by this amount	0.81	1.29	0.68
How many people went down	13	10	3
by this amount	-0.87	-0.89	-0.81
League average before bowling	147.72	161.08	131.70
League average after bowling	147.54	160.56	131.93
Change in league average	-0.18	-0.53	0.23

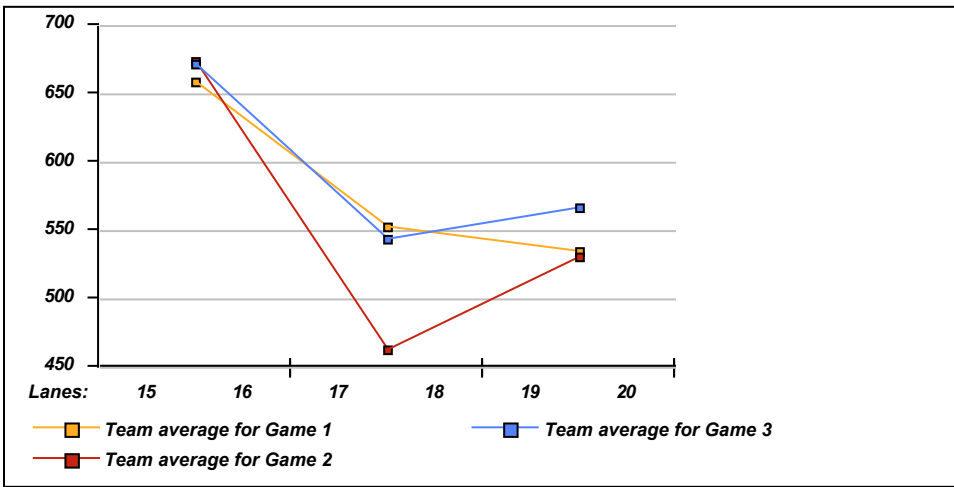
800s	--	--	--
775s	--	--	--
750s	--	--	--
725s	--	--	--
700s	--	--	--
675s	--	--	--
650s	--	--	--
625s	1	--	1
600s	--	--	--
575s	1	1	--
550s	--	--	--
525s	1	1	--
500s	1	1	--
475s	2	2	--
450s	3	3	--
425s	4	2	2
400s	3	--	3
below 400	6	2	4
300s	--	--	--
275s	--	--	--
250s	--	--	--
225s	1	--	1
200s	4	2	2
175s	6	6	--
150s	20	14	6
125s	16	7	9
100s	11	5	6
below 100	8	2	6



Team Average vs Ave of Scores



Average of Scores for Each Game



Amount Over/Under Team Average

