

**Thank you for bowling with us! We hope to see you next season!**

**Thanks for bowling! We hope you had a good time. See you next season!**

### Team Standings

Place	Lane #	Team Name	Points Won	Points Lost	%Won	Scratch Pins	Pins + HDCP	Team High Ave	High Game	HDCP Game	High Sers	HDCP Sers	Year-To-Date WON	Y-T-D LOST
1	32	1 The Showboaters	73	46	61.3	70771	95095	745	915	1154	2538	3255	143	81
2	36	4 Power Rangers	67	52	56.3	75969	95166	798	926	1134	2624	3170	126	98
3	33	6 The Booglies Ooglies	57	62	47.9	59028	93507	618	716	1077	2028	3069	111	113
4	35	2 Full House	57	62	47.9	67899	92865	716	846	1102	2344	3120	107	117
5	31	5 Dean's Chocolate Milk	53	66	44.5	69552	94035	726	895	1141	2457	3195	106	118
6	34	3 Road Runners	50	69	42.0	53641	92620	561	691	1134	1945	3165	86	138

### Review of Last Week's Bowling.....

Lanes	Team Name	HDCP -1-	HDCP -2-	HDCP -3-	HDCP Total	Last Wk WON		Team Name	HDCP -1-	HDCP -2-	HDCP -3-	HDCP Total	Last Wk WON
31-32	The Booglies Oogli	933	985	946	2864	4	<--->	Full House	967	972	927	2866	3
33-34	The Showboaters	987	980	993	2960	2	<--->	Power Rangers	993	994	978	2965	5
35-36	Dean's Chocolate M	931	985	1001	2917	5	<--->	Road Runners	935	914	946	2795	2

### Individual High Averages

Boys	Girls
180.49 Jonathan Metcalfe	166.89 Laura LeVander
171.71 Jeff Dorsch	150.40 LeAnn Stutler
171.46 Blake Dancer	142.38 Megan Heflin
170.93 Robert Metcalfe	128.69 Liana Motel
168.81 Adam Cobban	123.57 Savannah Skievaski
161.94 Andrew Pruitt	113.11 Courtney Solis
161.65 Mike Frey	112.30 Madison Payne
160.17 Joseph Cotton	108.78 Nicole Kekelik
160.14 Danny Revoir	
154.81 Tristan Pappas	

### Season High Scores

Team Scratch Game	Team Scratch Series	Team Handicap Game	Team Handicap Series
926 Power Rangers	2624 Power Rangers	1154 The Showboaters	3255 The Showboaters
915 The Showboaters	2538 The Showboaters	1141 Dean's Chocolate Milk	3195 Dean's Chocolat
895 Dean's Chocolate Milk	2457 Dean's Chocolate Milk	1134 Road Runners	3170 Power Rangers
846 Full House	2344 Full House	1134 Power Rangers	3165 Road Runners
716 The Booglies Ooglies	2028 The Booglies Ooglies	1102 Full House	3120 Full House

*Bowlers must have completed a minimum of 60 games to be eligible for any league award.*

Boys	Scratch Game	Scratch Series	Handicap Game	Handicap Series
265	Jonathan Metcalfe	644 Blake Dancer	285 Ian Richards	755 Tristan Pappas
246	Blake Dancer	636 Jonathan Metcalfe	285 Austin Moran	743 Adam Cobban
243	Adam Cobban	635 Adam Cobban	284 Blake Dancer	739 Mike Frey
242	Mike Frey	634 Jeff Dorsch	280 Matthew Shapiro	734 Blake Dancer
242	Jeff Dorsch	631 Mike Frey	279 Mike Frey	730 Jeff Dorsch
			279 Adam Cobban	
Girls			Handicap Game	Handicap Series
234	LeAnn Stutler	597 LeAnn Stutler	280 LeAnn Stutler	735 LeAnn Stutler
228	Laura LeVander	583 Laura LeVander	266 Liana Motel	694 Savannah Skievaski
201	Liana Motel	520 Megan Heflin	260 Laura LeVander	685 Laura LeVander
199	Megan Heflin	484 Liana Motel	257 Courtney Solis	682 Megan Heflin
182	Savannah Skievaski	472 Savannah Skievaski	257 Savannah Skievaski	673 Liana Motel

### Most Improved Average

<b>Boys</b> 117 to 141.17 ==+24.17 Sammy Payne	115 to 136.67 ==+21.67 Alexander Fuente	151 to 171.46 ==+20.46 Blake Dancer
<b>Girls</b> 108 to 123.57 ==+15.57 Savannah Skieva	99 to 112.30 ==+13.30 Madison Payne	154 to 166.89 ==+12.89 Laura LeVander

### Most Un-Improved Averages

<b>Boys</b> 132 to 127.99 = -4.01 Nick Kiepora	183 to 180.49 = -2.51 Jonathan Metcalf	138 to 135.89 = -2.11 Dean DalSanto
<b>Girls</b> 130 to 128.69 = -1.31 Liana Motel	143 to 142.38 = -0.63 Megan Heflin	147 to 150.40 = +3.40 LeAnn Stutler

### Last Week's Top Scores

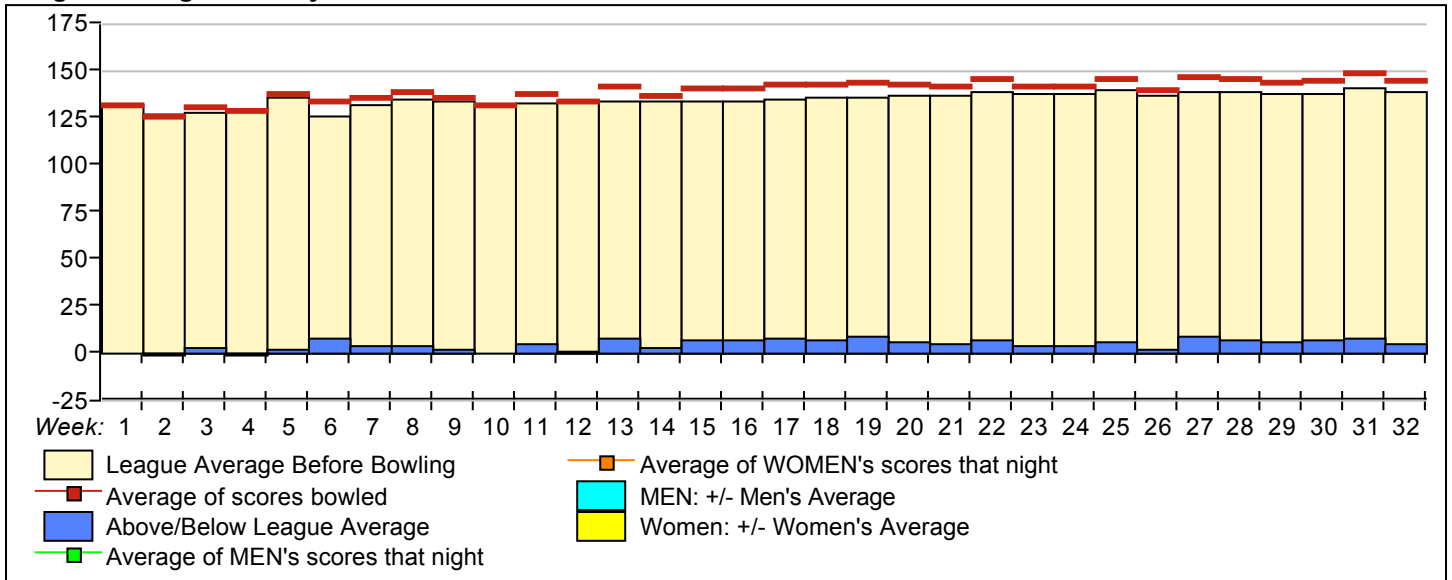
Team Scratch Game	Team Scratch Series	Team Handicap Game	Team Handicap Series
814 Power Rangers	2425 Power Rangers	1001 Dean's Chocolate Milk	2965 Power Rangers
766 The Showboaters	2279 The Showboaters	994 Power Rangers	2960 The Showboaters
758 Dean's Chocolate Milk	2188 Dean's Chocolate Milk	993 The Showboaters	2917 Dean's Chocolat
718 Full House	2104 Full House	985 The Booglies Ooglies	2866 Full House

Team Scratch Game		Team Scratch Series		Team Handicap Game		Team Handicap Series	
642 The Booglies Ooglies		1835 The Booglies Ooglies		972 Full House		2864 The Booglies Oo	
<b>Scratch Game</b>		<b>Scratch Series</b>		<b>Handicap Game</b>		<b>Handicap Series</b>	
<b>Boys</b>	200 Adam Cobban	572 Adam Cobban		250 Ian Richards		656 Adam Cobban	
	193 Mike Frey	536 Andrew Pruitt		234 Austin Moran		650 Ian Richards	
	192 Andrew Pruitt	531 Mike Frey		228 Mike Frey		641 Andrew Pruitt	
	190 Robert Metcalfe	494 Danny Revoir		228 Adam Cobban		636 Mike Frey	
	187 Austin Moran	485 Jeff Dorsch		227 Andrew Pruitt		624 Nick Kiepura	
<b>Girls</b>	170 Megan Heflin	455 Megan Heflin		222 Megan Heflin		618 Courtney Solis	
	139 Courtney Solis	381 Courtney Solis		218 Courtney Solis		611 Megan Heflin	
	116 Nicole Kekelik	296 Nicole Kekelik		197 Nicole Kekelik		539 Nicole Kekelik	

**Team Rosters**

Name	True Average	HDCP	Pins	Gms	-1-	-2-	-3-	Total	HDCP High HDCP High HDCP To Raise					Most Improved			Div		
									Total	Game	Game	Sers	Sers	Avg +1	225's	650's		Ave	+/-
<b>1 - The Showboaters</b>	Lane 32	HDCP=228	Ave=745																
Austin Moran	147.73	47	13296	90	187	137	137	461	602	237	285	527	671	468	1	--	133	+14.73	1
Matthew Shapiro	131.67	62	12640	96	134	142	157	433	619	216	280	511	703	428	--	--	116	+15.67	1
Alexander Fuentes	136.67	57	12710	93	124	136	133	393	564	193	252	474	671	442	--	--	115	+21.67	1
Robert Metcalfe	170.93	27	14871	87	125	190	146	461	539	240	266	583	673	519	3	--	161	+9.93	1
Mike Frey	161.65	35	15033	93	190	148	193	531	636	242	279	631	739	519	3	--	147	+14.65	1
<b>2 - Full House</b>	Lane 35	HDCP=254	Ave=716																
LeAnn Stutler	150.40	45	12333	82a	140a	140a	140	420	555	234	280	597	735	502	1	--	147	+3.40	1
Nicole Kekelik	108.78	82	8485	78	116	82	98	296	539	151	238	395	641	344	--	--	102	+6.78	1
Laura LeVander	166.89	30	14019	84a	156a	156a	156	468	558	228	260	583	685	510	1	--	154	+12.89	1
Ian Richards	112.68	79	10141	90	131	170	109	410	650	193	285	448	724	368	--	--	97	+15.68	1
Jonathan Metcalfe	180.49	18	15161	84a	170a	170a	170	510	564	265	275	636	690	586	4	--	183	-2.51	1
<b>3 - Road Runners</b>	Lane 34	HDCP=393	Ave=561																
Joseph Cotton	160.17	36	13454	84a	150a	150a	150	450	558	224	254	566	684	553	--	--	151	+9.17	1
Sammy Payne	141.17	53	13552	96	146	112	150	408	567	215	271	521	683	506	--	--	117	+24.17	1
John Babick	99.52	90	8360	84	a89	a89	a89	267	537	165	258	363	643	340	--	--	87	+12.52	1
Dylan Hilt	77.51	110	6511	84	a67	a67	a67	201	531	136	247	324	657	275	--	--	72	+5.51	1
Tyler Rodriguez	84.58	104	6597	78	90	103	97	290	602	129	237	332	656	288	--	--	70	+14.58	1
<b>4 - Power Rangers</b>	Lane 36	HDCP=180	Ave=798																
Blake Dancer	171.46	26	14403	84a	161a	161a	161	483	561	246	284	644	734	561	5	--	151	+20.46	1
Stosh Sitkowski	144.00	50	10800	75a	134a	134a	134	402	552	205	256	522	675	510	--	--	146	-2.00	1
Tristan Pappas	154.81	41	11456	74a	144a	144a	144	432	555	219	265	599	755	479	--	--	142	+12.81	1
Adam Cobban	168.81	28	15699	93	189	183	200	572	656	243	279	635	743	525	1	--	152	+16.81	1
Andrew Pruitt	161.94	35	14575	90	185	192	159	536	641	212	248	563	671	491	--	--	163	-1.06	1
<b>5 - Dean's Chocolate Milk</b>	Lane 31	HDCP=245	Ave=726																
Jeff Dorsch	171.71	26	15454	90	169	149	167	485	560	242	274	634	730	542	3	--	156	+15.71	1
Danny Revoir	160.14	36	14893	93	177	135	182	494	602	223	259	585	699	563	--	--	162	-1.86	1
Nick Kiepura	127.99	65	9599	75	124	152	153	429	624	185	246	497	680	385	--	--	132	-4.01	1
Larry Dugan	133.68	60	12432	93	109	143	119	371	548	197	257	472	652	432	--	--	126	+7.68	1
Dean DalSanto	135.89	58	12230	90	109	163	137	409	583	199	254	514	694	418	--	--	138	-2.11	1
<b>6 - The Booglies Ooglies</b>	Lane 33	HDCP=342	Ave=618																
Madison Payne	112.30	79	10444	93a	102a	102a	102	306	543	152	237	402	668	404	--	--	99	+13.30	1
Courtney Solis	113.11	78	10519	93	127	139	115	381	618	177	257	412	652	425	--	--	101	+12.11	1
Megan Heflin	142.38	52	13668	96	130	170	155	455	611	199	254	520	682	489	--	--	143	-0.63	1
Savannah Skievaski	123.57	69	10009	81a	113a	113a	113	339	546	182	257	472	694	407	--	--	108	+15.57	1
Liana Motel	128.69	64	10038	78a	118a	118a	118	354	546	201	266	484	673	411	--	--	130	-1.31	1

League Average Week-by-Week



STARDUST BOWL III

**\*\*Last Week's High Scores for Immediate Release\*\***

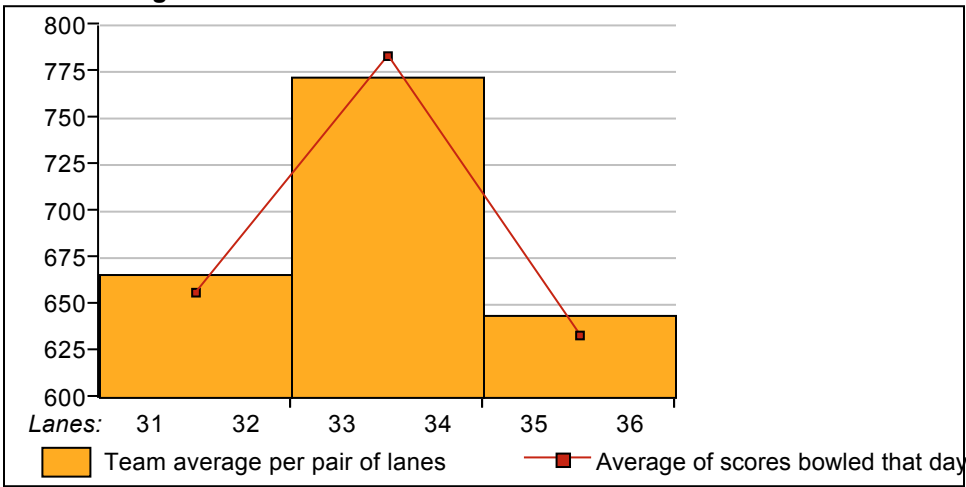
	<u>Scratch Game</u>	<u>Scratch Game</u>	<u>Scratch Series</u>	<u>Scratch Series</u>
<b>Boys</b>	200 Adam Cobban	177 Danny Revoir	572 Adam Cobban	409 Dean DalSanto
	193 Mike Frey	170 Ian Richards	536 Andrew Pruitt	408 Sammy Payne
	192 Andrew Pruitt	169 Jeff Dorsch	531 Mike Frey	393 Alexander Fuentes
	190 Mike Frey	167 Jeff Dorsch	494 Danny Revoir	371 Larry Dugan
	190 Robert Metcalfe	163 Dean DalSanto	485 Jeff Dorsch	290 Tyler Rodriguez
	189 Adam Cobban	159 Andrew Pruitt	461 Robert Metcalfe	
	187 Austin Moran	157 Matthew Shapiro	461 Austin Moran	
	185 Andrew Pruitt	153 Nick Kiepura	433 Matthew Shapiro	
	183 Adam Cobban	152 Nick Kiepura	429 Nick Kiepura	
	182 Danny Revoir	150 Sammy Payne	410 Ian Richards	
	<b>Girls</b>	170 Megan Heflin	116 Nicole Kekelik	455 Megan Heflin
155 Megan Heflin		115 Courtney Solis	381 Courtney Solis	
139 Courtney Solis		98 Nicole Kekelik	296 Nicole Kekelik	
130 Megan Heflin		82 Nicole Kekelik		
127 Courtney Solis				

# STARDUST BOWL III

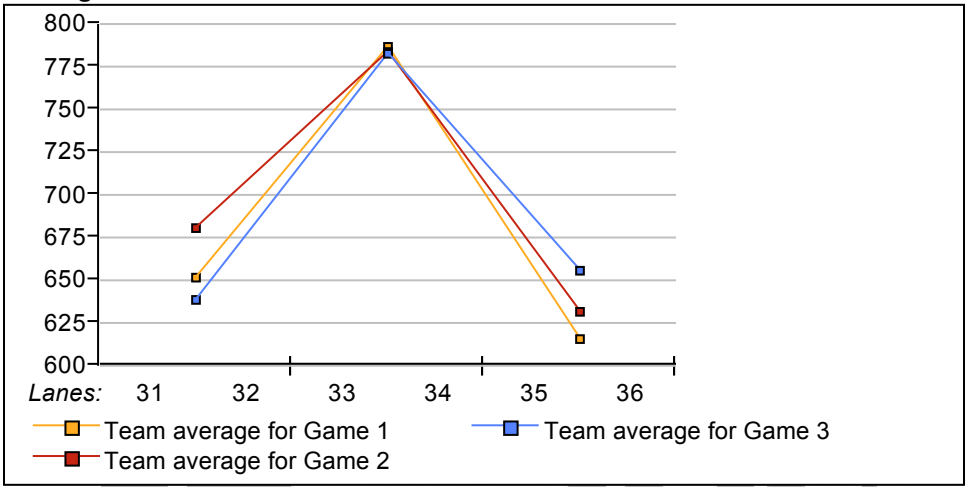
*This Week's Statistics*

	<u>Over All</u>	<u>Boys</u>	<u>Girls</u>
How many people bowled	18	15	3
Number of games bowled	54	45	9
Actual average of week's scores	144.72	148.51	125.78
How many games above average	32	26	6
How many games below average	21	18	3
Pins above/below average per game	5.78	5.98	4.78
How many people raised average	12	10	2
by this amount	0.44	0.45	0.38
How many people went down	6	5	1
by this amount	-0.34	-0.33	-0.40
League average before bowling	139.35	142.96	121.30
League average after bowling	139.53	143.15	121.42
Change in league average	0.18	0.19	0.12
800s	--	--	--
775s	--	--	--
750s	--	--	--
725s	--	--	--
700s	--	--	--
675s	--	--	--
650s	--	--	--
625s	--	--	--
600s	--	--	--
575s	--	--	--
550s	1	1	--
525s	2	2	--
500s	--	--	--
475s	2	2	--
450s	3	2	1
425s	2	2	--
400s	3	3	--
below 400	5	3	2
300s	--	--	--
275s	--	--	--
250s	--	--	--
225s	--	--	--
200s	1	1	--
175s	10	10	--
150s	11	9	2
125s	18	15	3
100s	10	8	2
below 100	4	2	2

**Team Average vs Ave of Scores**



**Average of Scores for Each Game**



**Amount Over/Under Team Average**

