



Secretary/Treasurer: Roger Blaylock is on Lane 39

Send us a Friend Request on www.Facebook.com/StardustBowl3

League Standing Sheets are on www.BowlStardust.com with Expanded Stats
 Join our Email List for Standing Sheet updates, Bowling Specials & Coupons!
SUMMER LEAGUE NOW FORMING!! Sox vs Cubs, Money Doubles, Youth/Adult & MORE!

===== U P C O M I N G T O U R N A M E N T S =====

~Bowler of the Year Tournament May 11 & 18. Are you on www.BowlStardust.com

~King of the Hill Spring Series March 23 - May 4

~King of the Hill Summer Series June 1 - August 17

~40 Frame Game Tournament May 5 - August 19 Bowl Any Day Any Time



Lane Assignments

	29-30	31-32	33-34	35-36	37-38	39-40	41-42	43-44	45-46	47-48	
17 05/13	2- 5	16-14	19-11	12-20	4-10	3-13	7- 1	17- 8	18- 9	6-15	Manually assigned
18 05/20	{	Position Round									

Team Standings

Place	Lane	#	Team Name	Points Won	Points Lost	%Won	Scratch Pins	Pins + HDCP	Team Ave	High Game	HDCP Game	High Sers	HDCP Sers	Year-To-Date WON	Y-T-D LOST
1	37	4	We Bowl Like Split	39	10	79.6	32728	38719	681	798	926	2293	2677	67	45
2	38	10	First Place Team	32	17	65.3	30483	38268	638	735	934	2002	2551	76	36
3	31	16	Strikes and Spares	31	18	63.3	29558	37961	615	700	893	1952	2537	67 ½	44 ½
4	32	14	Survey Says!	28	21	57.1	32121	38382	674	864	996	2329	2725	60	52
5	33	19	Spare Me	28	21	57.1	31162	38170	652	740	884	2108	2528	76	36
6	46	9	That's What She Said	27	22	55.1	25322	37373	531	652	929	1684	2499	60	52
7	35	12	The BM's	26	23	53.1	28294	37423	632	677	862	1946	2456	61	51
8	34	11	Lucky Strikes	26	23	53.1	27939	36783	582	689	884	1921	2439	49 ½	62 ½
9	36	20	Gutter Mouths	26	23	53.1	24344	38699	513	609	903	1759	2611	52	60
10	41	7	Damn Lucky	21	28	42.9	29920	37456	623	730	876	1997	2474	52	60
11	45	18	Jerks	21	28	42.9	26450	36194	587	718	921	1963	2581	56	56
12	42	1	Pin Pals	20	29	40.8	26877	37446	568	660	871	1863	2501	55	57
13	29	2	Shine Our Balls	17 ½	31 ½	35.7	22449	37002	468	577	897	1554	2471	39 ½	72 ½
14	30	5	Popakowski's	17	32	34.7	25810	36733	547	588	818	1697	2390	30	82
15	40	13	Sure Win	16	33	32.7	23877	37146	500	643	920	1717	2548	50	62
16	43	17	Strike Force	16	33	32.7	21659	36656	452	567	883	1465	2413	40	72
17	44	8	We Are Just Here For T	15 ½	33 ½	31.6	26956	37075	579	691	895	1848	2450	41 ½	70 ½
18	39	3	Heading For First	14	35	28.6	28997	37616	604	730	908	1931	2493	59	53
19	47	6	BYE	0	0		0	0	0	0	0	0	0	0	0
20	48	15	BYE	0	0		0	0	0	0	0	0	0	0	0

Review of Last Week's Bowling.....

Lanes	Team Name	HDCP -1-	HDCP -2-	HDCP -3-	HDCP Total	Last Wk WON	Team Name	HDCP -1-	HDCP -2-	HDCP -3-	HDCP Total	Last Wk WON
29-30	Lucky Strikes	760	772	682	2214	2	Strike Force	763	759	700	2222	5
31-32	Popakowski's	809	786	726	2321	0	The BM's	833	787	794	2414	7
33-34	We Bowl Like Split	843	797	823	2463	5	Gutter Mouths	813	806	791	2410	2
35-36	That's What She Sai	760	741	819	2320	7	BYE	0	0	0	0	0
37-38	We Are Just Here F	821	862	765	2448	4 ½	Shine Our Balls	784	820	844	2448	2 ½
39-40	First Place Team	768	784	804	2356	2	Spare Me	764	791	866	2421	5
41-42	Pin Pals	871	777	848	2496	7	Heading For First	846	703	761	2310	0
43-44	Jerks	773	812	770	2355	3	Sure Win	706	830	773	2309	4
45-46	BYE	0	0	0	0	0	Survey Says!	777	812	776	2365	7
47-48	Damn Lucky	762	789	699	2250	0	Strikes and Spares	787	831	832	2450	7

Individual High Averages

Men	Score	Name	Women	Score	Name
	207.12	Scott Verhoeve		171.24	Rachel Verhoeve
	204.71	Tom Yearsich		161.54	Arianne Akerman
	201.24	Shawn Leavy		159.79	Jenell Stolzenbach
	200.08	Tim Smith		157.69	Tina Mack
	198.51	Tj Freeborn		153.79	Mary Murdock
	198.06	Sean Blaylock		150.12	Tracy Yearsich
	195.29	Nigel Akerman		148.33	Kathy Gannon
	193.65	Duke Popa		143.62	Brandi Jean

High Ave

192.31	Pat Rogers
186.04	Danny Stolzenbach

High Ave

142.40	Samantha Hall
141.49	Bridget Rogers

Season High Scores

Team Scratch Game	Team Scratch Series	Team Handicap Game	Team Handicap Series
864 Survey Says!	2329 Survey Says!	996 Survey Says!	2725 Survey Says!
798 We Bowl Like Split	2293 We Bowl Like Split	934 First Place Team	2677 We Bowl Like Spl
740 Spare Me	2108 Spare Me	929 That's What She Said	2611 Gutter Mouths
735 First Place Team	2002 First Place Team	926 We Bowl Like Split	2581 Jerks
730 Heading For First	1997 Damn Lucky	921 Jerks	2551 First Place Team
730 Damn Lucky			

	Scratch Game	Scratch Series	Handicap Game	Handicap Series
Men	299 Shawn Leavy	776 Shawn Leavy	299 Shawn Leavy	776 Shawn Leavy
	277 Sean Blaylock	741 Tj Freeborn	292 Michael P Murdock	762 Tj Freeborn
	268 Pat Rogers	740 Tim Smith	280 Sean Blaylock	760 Greg Smith
	268 Tim Smith	712 Scott Verhoeve	278 Pat Rogers	755 Tim Maslanka
	267 Scott Verhoeve	692 Nigel Akerman	277 Tim Maslanka	750 Joel Anker
Women	267 Rachel Verhoeve	631 Rachel Verhoeve	301 Rachel Verhoeve	733 Rachel Verhoeve
	246 Kathy Gannon	562 Tina Mack	296 Kathy Gannon	705 Kathy Gannon
	226 Jenell Stolzenbach	555 Kathy Gannon	276 Cindy Taylor	697 Tracy Yearsich
	210 Tina Mack	553 Tracy Yearsich	268 Bridget Rogers	694 Tina Mack
	204 Arianne Akerman	547 Arianne Akerman	268 Sharon Shapiro	689 Ashley Vankley
204 Tracy Yearsich				

	Season Game Over Average Game - Ave = Difference	Season Series over Average Series - Ave = Difference
Men	299 - 199 = 100 Shawn Leavy	471 - 288 = 183 Joel Anker
	258 - 162 = 96 Michael P Murdock	776 - 597 = 179 Shawn Leavy
	181 - 96 = 85 Joel Anker	601 - 423 = 178 Greg Smith
	234 - 152 = 82 Tim Maslanka	626 - 456 = 170 Tim Maslanka
	277 - 196 = 81 Sean Blaylock	741 - 576 = 165 Tj Freeborn
Women	267 - 162 = 105 Rachel Verhoeve	631 - 486 = 145 Rachel Verhoeve
	246 - 144 = 102 Kathy Gannon	555 - 432 = 123 Kathy Gannon
	195 - 109 = 86 Cindy Taylor	422 - 303 = 119 Ashley Vankley
	196 - 120 = 76 Bridget Rogers	553 - 438 = 115 Tracy Yearsich
	200 - 124 = 76 Sharon Shapiro	562 - 453 = 109 Tina Mack

Most Improved Averages

Men	95 to 106.46 = +11.46	Bill Duerr	138 to 147.84 = +9.84	Greg Smith	177 to 186.04 = +9.04	Danny Stolzenba
Women	101 to 117.14 = +16.14	Andrea Valle	129 to 142.40 = +13.40	Samantha Hall	162 to 171.24 = +9.24	Rachel Verhoeve

Most Un-Improved Averages

Men	177 to 156.48 = -20.52	Tim Maslanka	213 to 193.65 = -19.35	Duke Popa	180 to 163.44 = -16.56	Harry Humyak
Women	141 to 125.77 = -15.23	Kim Vandervoort	161 to 151.37 = -9.63	Nancy Dzialakie	142 to 133.16 = -8.84	Sue Maslanka

Last Week's Top Scores

Team Scratch Game	Team Scratch Series	Team Handicap Game	Team Handicap Series	
735 We Bowl Like Split	2139 We Bowl Like Split	871 Pin Pals	2496 Pin Pals	
732 Spare Me	2026 Survey Says!	866 Spare Me	2463 We Bowl Like Spl	
699 Survey Says!	2019 Spare Me	862 We Are Just Here For Th	2450 Strikes and Spar	
Scratch Game	Scratch Series	Handicap Game	Handicap Series	
Men	257 Nigel Akerman	674 Pat Rogers	277 Tim Maslanka	755 Tim Maslanka
	249 Pat Rogers	643 Nigel Akerman	262 Nigel Akerman	701 Pat Rogers
	243 Don Bane	628 Vince Depisa	260 Don Bane	699 Dave Flores
	234 Tim Maslanka	626 Tim Maslanka	258 Pat Rogers	685 Vince Depisa
	234 Scott Verhoeve	626 George Goodmun	252 Dave Flores	658 Nigel Akerman
Women	210 Tina Mack	542 Tina Mack	250 Beth Delaet	677 Beth Delaet
	202 Arianne Akerman	528 Rachel Verhoeve	249 Tina Mack	659 Tina Mack
	181 Rachel Verhoeve	522 Arianne Akerman	238 Arianne Akerman	638 Cathy Evans
	180 Nancy Dzialakiewicz	472 Jenell Stolzenbach	234 Diana Depisa	635 Diana Depisa
	177 Jenell Stolzenbach	469 Tracy Yearsich	224 Nancy Dzialakiewicz	630 Arianne Akerman

	Weekly Game Over Average Game - Ave = Difference	Weekly Series over Average Series - Ave = Difference
Men	234 - 152 = 82 Tim Maslanka	626 - 456 = 170 Tim Maslanka
	257 - 194 = 63 Nigel Akerman	567 - 453 = 114 Dave Flores
	243 - 181 = 62 Don Bane	674 - 570 = 104 Pat Rogers
Women	161 - 101 = 60 Beth Delaet	410 - 303 = 107 Beth Delaet
	210 - 156 = 54 Tina Mack	542 - 468 = 74 Tina Mack
	167 - 125 = 42 Diana Depisa	422 - 357 = 65 Cathy Evans

Weekly Game Over Average

Weekly Series over Average

Game - Ave = Difference

Series - Ave = Difference

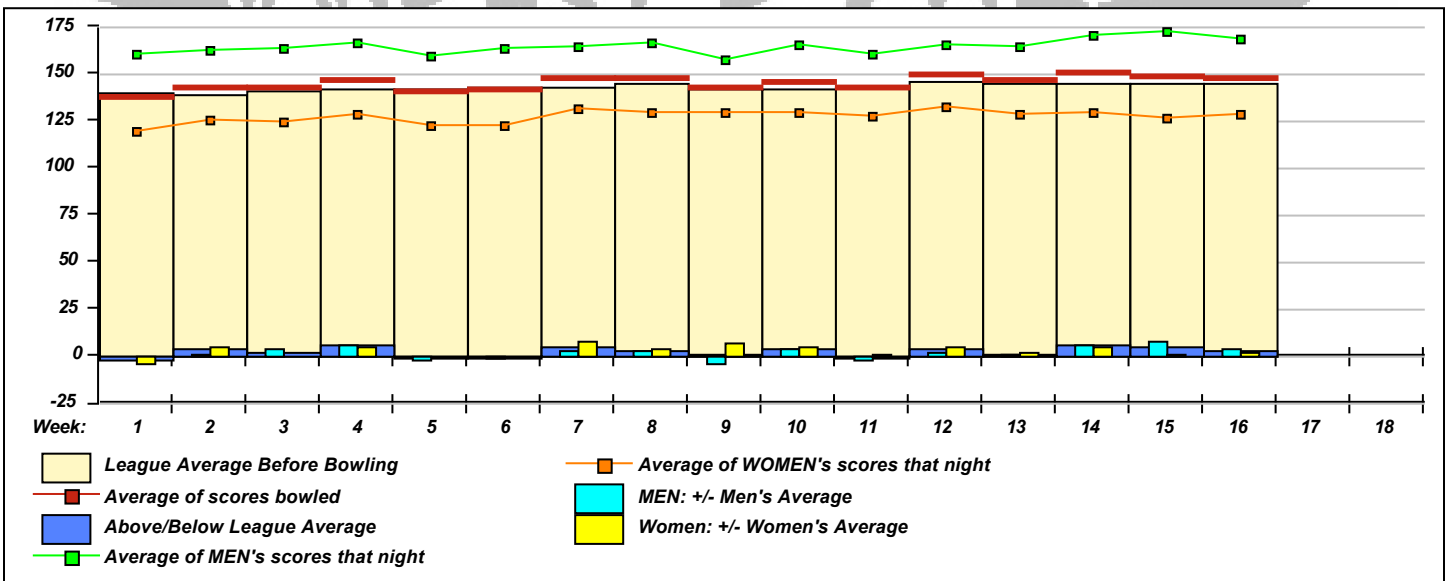
202 - 160 = 42

Arianne Akerman

Team Results																		
Name	True							HDCP High					HDCP To Raise		To Drop		Most Improved	
	Average	HDCP	Pins	Gms	-1-	-2-	-3-	Total	Total	Game	Game	Sers	Sers	Avg +1	Avg -1	225's	650's	Ave +/-
1 - Pin Pals Lane 42 HDCP=207 Ave=568																		
Sue Maslanka	133.16	60	4261	32	a123	a123	a123	369	549	189	252	459	650	429	393	--	--	142 -8.84
Andy Maslanka	154.76	41	6964	45	190	138	157	485	608	220	262	533	665	476	427	--	--	157 -2.24
Kim Vandervoort	125.77	67	4905	39	133	127	123	383	584	169	241	447	663	387	344	--	--	141 -15.23
Tim Maslanka	156.48	39	6572	42	214	178	234	626	755	234	277	626	755	493	447	1	--	177 -20.52
2 - Shine Our Balls Lane 29 HDCP=297 Ave=468																		
Melissa Swinford	115.49	76	5197	45	96	109	116	321	546	167	242	437	656	371	322	--	--	115 +0.49
Joseph Swinford	127.89	65	5755	45	140	120	118	378	570	190	258	465	663	389	340	--	--	128 -0.11
David Janocha	123.85	69	5945	48	154	132	159	445	655	187	258	445	665	379	327	--	--	115 +8.85
Beth A. Delaet	103.98	87	4367	42	96	161	153	410	677	161	250	410	677	313	267	--	--	103 +0.98
3 - Heading For First Lane 39 HDCP=174 Ave=604																		
Jenell L. Stolzenbach	159.79	36	7670	48	177	136	159	472	580	226	265	542	659	490	438	1	--	160 -0.21
Shirley A. Boecker	105.77	85	4125	39	98	112	94	304	556	161	239	394	628	327	284	--	--	102 +3.77
Roger Blaylock	142.91	52	6574	46	172	146	167	485	644	210	270	508	677	433	383	--	--	145 -2.09
Sean E. Blaylock	198.06	1	9507	48	226	136	168	530	530	277	280	689	692	642	590	14	3	205 -6.94
4 - We Bowl Like Split Lane 37 HDCP=106 Ave=681																		
Arianne Akerman	161.54	35	7754	48	162	158	202	522	630	204	244	547	667	508	456	--	--	158 +3.54
Samantha Hall	142.40	52	6835	48	134	123	124	381	534	197	250	508	667	458	406	--	--	129 +13.40
Nigel Akerman	195.29	4	9374	48	257	182	204	643	658	257	273	692	716	622	570	9	2	199 -3.71
Don Jezierski	183.51	15	8258	45	182	226	185	593	641	258	276	665	719	574	525	4	1	183 +0.51
5 - Popakowski's Lane 30 HDCP=226 Ave=547																		
Wanda Popa	115.76	76	2431	21	135	126	117	378	609	171	257	403	661	353	328	--	--	119 -3.24
Theresa Kowalski	109.48	81	4598	42	100	100	114	314	557	147	228	411	654	352	306	--	--	114 -4.52
John Kowalski	130.54	63	5091	39	143	138	101	382	571	175	244	477	684	411	368	--	--	127 +3.54
Duke Popa	193.65	6	9295	48	204	195	167	566	584	258	258	691	691	599	547	5	1	213 -19.35
6 - BYE Lane 47 HDCP=0 Ave=0																		
VACANT Female		72	0	0	v120	v120	v120	360	576	0	0	0	0	0	0	--	--	
VACANT Female		72	0	0	v120	v120	v120	360	576	0	0	0	0	0	0	--	--	
VACANT Male		54	0	0	v140	v140	v140	420	582	0	0	0	0	0	0	--	--	
VACANT Male		54	0	0	v140	v140	v140	420	582	0	0	0	0	0	0	--	--	
7 - Damn Lucky Lane 41 HDCP=158 Ave=623																		
Sharon Shapiro	127.94	65	6141	48	127	117	110	354	546	200	268	459	663	387	335	--	--	132 -4.06
Mary Murdock	153.79	42	7382	48	137	153	136	426	549	202	245	507	633	472	420	--	--	154 -0.21
Mike D Murdock	173.56	24	6769	39	188	152	140	480	549	256	258	598	691	539	496	2	--	180 -6.44
Michael P Murdock	170.76	27	7684	45	155	212	158	525	606	258	292	574	674	524	475	3	--	171 -0.24
8 - We Are Just Here For The Beer Lane 44 HDCP=198 Ave=579																		
Jennifer Flores	104.42	86	5012	48	93	122	95	310	568	149	230	350	590	343	291	--	--	108 -3.58
Nancy Dzialakiewicz	151.37	44	4087	27	180	154	125	459	591	220	270	503	653	473	442	--	--	161 -9.63
Dave Flores	153.48	42	7367	48	172	208	187	567	699	222	252	567	699	487	435	--	--	157 -3.52
Wayne Johnson	171.47	26	6173	36	176	178	158	512	590	225	261	578	662	535	495	1	--	169 +2.47
9 - That's What She Said Lane 46 HDCP=240 Ave=531																		
Laura Meyer	125.25	67	6012	48	108	121	129	358	559	173	263	429	654	414	362	--	--	122 +3.25
Vaughn Newman	146.60	48	6157	42	157	154	167	478	625	202	256	499	661	458	412	--	--	150 -3.40
Andrea Valle	117.14	74	4920	42	118	126	146	390	615	156	236	404	645	390	344	--	--	101 +16.14
Nick Fritzingier	143.15	51	6871	48	136	99	136	371	521	219	254	504	625	473	421	--	--	138 +5.15
10 - First Place Team Lane 38 HDCP=149 Ave=638																		
Debi Burns	113.26	78	4757	42	103	113	105	321	555	145	226	405	645	373	327	--	--	109 +4.26
Tracy Yearsich	150.12	45	6155	41	155	146	168	469	604	204	254	553	697	489	444	--	--	154 -3.88
Bob Farmer	171.04	26	8210	48	181	183	192	556	637	246	273	597	711	562	510	3	--	180 -8.96
Tom Yearsich	204.71	0	9212	45	179	192	189	560	560	258	258	689	689	628	579	13	2	202 +2.71
11 - Lucky Strikes Lane 34 HDCP=194 Ave=582																		
Norma Humyak	124.55	68	5231	42	120	121	93	334	535	189	255	434	632	394	348	--	--	125 -0.45
Larry Gannon	147.77	47	7093	48	161	187	159	507	651	191	235	524	651	455	403	--	--	151 -3.23
Harry Humyak	163.44	33	7845	48	150	129	113	392	485	227	253	575	662	519	467	2	--	180 -16.56
Kathy Gannon	148.33	46	6675	45	138	144	126	408	543	246	296	555	705	477	428	1	--	147 +1.33
12 - The BM's Lane 35 HDCP=154 Ave=632																		
Debbie Bane	115.65	76	5551	48	100	138	143	381	612	159	242	407	656	365	313	--	--	122 -6.35
Kathy Matusik	131.25	62	3150	24	a121	a121	a121	363	549	176	258	462	657	414	386	--	--	129 +2.25
Don Bane	182.45	16	7663	42	243	173	160	576	627	254	268	595	640	572	526	3	--	188 -5.55
George Goodmun	204.50	0	2454	12	213	199	214	626	626	226	226	628	637	621	605	1	--	

Name	True			-1-	-2-	-3-	Total	HDCP High			HDCP To Raise	To Drop	225's	650's	Most Improved		
	Average	HDCP	Pins Gms					Total	Game	Game					Sers	Sers	Avg +1
13 - Sure Win Lane 40 HDCP=268 Ave=500																	
Richard Flores	143.48	51	6887	48	132	148	112	392	542	209	258	505	661	457	405	--	143 +0.48
Jamie Flores	97.86	92	3523	36	82	81	96	259	532	133	226	382	670	299	259	--	95 +2.86
Kellie Marion	117.62	74	5293	45	121	146	128	395	620	160	239	418	649	371	322	--	115 +2.62
Anthony Mikus	143.51	51	6458	45	103	187	169	459	615	203	267	503	680	454	405	--	141 +2.51
14 - Survey Says! Lane 32 HDCP=112 Ave=674																	
Bridget Rogers	141.49	53	5518	39	132	129	128	389	545	196	268	502	664	446	403	--	141 +0.49
Brandi Jean	143.62	51	5601	39	a133	a133	a133	399	552	199	255	505	667	447	404	--	147 -3.38
Pat Rogers	192.31	7	9231	48	211	249	214	674	701	268	278	674	734	612	560	5	2 184 +8.31
Tj Freeborn	198.51	1	7742	39	a188	a188	a188	564	567	266	273	741	762	616	573	7	2 196 +2.51
15 - BYE Lane 48 HDCP=0 Ave=0																	
VACANT		72	0	0	v120	v120	v120	360	576	0		0				--	--
VACANT		72	0	0	v120	v120	v120	360	576	0		0				--	--
VACANT		54	0	0	v140	v140	v140	420	582	0		0				--	--
VACANT		54	0	0	v140	v140	v140	420	582	0		0				--	--
16 - Strikes and Spares Lane 31 HDCP=165 Ave=615																	
Cindy Taylor	123.95	69	5206	42	124	126	143	393	600	195	276	432	675	374	328	--	121 +2.95
Diana Depisa	126.51	66	5693	45	147	167	120	434	635	167	234	434	635	403	354	--	128 -1.49
Vince Depisa	180.75	18	8676	48	193	223	212	628	685	245	265	628	688	555	503	3	-- 177 +3.75
Danny Stolzenbach	186.04	12	8930	48	157	149	191	497	530	248	260	633	718	607	555	3	-- 177 +9.04
17 - Strike Force Lane 43 HDCP=312 Ave=452																	
Joyce Tucker	113.56	78	5451	48	135	123	107	365	599	158	249	430	676	363	311	--	115 -1.44
Danny Tucker	100.33	90	4816	48	97	92	75	264	531	146	234	361	628	335	283	--	104 -3.67
Jerry Kudlow	149.19	45	5371	36	a139	a139	a139	417	552	189	238	489	658	479	439	--	148 +1.19
Samantha Dombrowski	90.75	99	4356	48	82	95	69	246	540	134	233	326	623	285	233	--	90 +0.75
18 - Jerks Lane 45 HDCP=197 Ave=587																	
Cathy Duerr	103.89	87	4675	45	119	87	123	329	590	148	239	366	651	317	268	--	100 +3.89
Bill Duerr	106.46	84	4152	39	96	126	87	309	561	156	250	387	651	342	299	--	95 +11.46
Rachel Verhoeve	171.24	26	7021	41	181	167	180	528	609	267	301	631	733	547	502	1	-- 162 +9.24
Scott Verhoeve	207.12	0	8699	42	179	234	182	595	595	267	276	712	712	661	615	10	3 206 +1.12
19 - Spare Me Lane 33 HDCP=133 Ave=652																	
Chris Kepshire	94.69	95	4545	48	102	72	110	284	569	159	257	371	665	300	248	--	90 +4.69
Tina Mack	157.69	38	7096	45	165	167	210	542	659	210	249	562	694	488	439	--	158 -0.31
Tim Smith	200.08	0	9604	48	211	212	182	605	605	268	271	740	740	647	595	8	2 208 -7.92
Shawn M. Leavy	201.24	0	9056	45	152	206	230	588	588	299	299	776	776	640	591	10	3 198 +3.24
20 - Gutter Mouths Lane 36 HDCP=257 Ave=513																	
Cathy Evans	121.43	71	4250	35	140	140	142	422	638	178	241	422	638	386	347	--	118 +3.43
Joel Anker	133.60	60	6012	45	132	119	138	389	569	189	274	502	750	420	371	--	130 +3.60
Ashley Vankley	112.55	79	4952	44	127	142	104	373	613	157	249	422	689	359	311	--	107 +5.55
Greg Smith	147.84	47	6653	45	155	146	148	449	590	216	269	601	760	451	402	--	138 +9.84

League Average Week-by-Week



***** Last Week's High Scores for Immediate Release *****

	<u>Scratch Game</u>		<u>Scratch Game</u>		<u>Scratch Series</u>		<u>Scratch Series</u>	
Men	257	<i>Nigel Akerman</i>	214	<i>George Goodmun</i>	674	<i>Pat Rogers</i>	567	<i>Dave Flores</i>
	249	<i>Pat Rogers</i>	214	<i>Pat Rogers</i>	643	<i>Nigel Akerman</i>	566	<i>Duke Popa</i>
	243	<i>Don Bane</i>	213	<i>George Goodmun</i>	628	<i>Vince Depisa</i>	560	<i>Tom Yearsich</i>
	234	<i>Tim Maslanka</i>	212	<i>Vince Depisa</i>	626	<i>Tim Maslanka</i>	556	<i>Bob Farmer</i>
	234	<i>Scott Verhoeve</i>	212	<i>Michael P Murdock</i>	626	<i>George Goodmun</i>	530	<i>Sean Blaylock</i>
	230	<i>Shawn Leavy</i>	212	<i>Tim Smith</i>	605	<i>Tim Smith</i>	525	<i>Michael P Murdock</i>
	226	<i>Sean Blaylock</i>	211	<i>Pat Rogers</i>	595	<i>Scott Verhoeve</i>	512	<i>Wayne Johnson</i>
	226	<i>Don Jezierski</i>	211	<i>Tim Smith</i>	593	<i>Don Jezierski</i>	507	<i>Larry Gannon</i>
	223	<i>Vince Depisa</i>	208	<i>Dave Flores</i>	588	<i>Shawn Leavy</i>	497	<i>Danny Stolzenbach</i>
	214	<i>Tim Maslanka</i>	206	<i>Shawn Leavy</i>	576	<i>Don Bane</i>	485	<i>Andy Maslanka</i>
	Women	210	<i>Tina Mack</i>	165	<i>Tina Mack</i>	542	<i>Tina Mack</i>	408
202		<i>Arianne Akerman</i>	162	<i>Arianne Akerman</i>	528	<i>Rachel Verhoeve</i>	395	<i>Kellie Marion</i>
181		<i>Rachel Verhoeve</i>	161	<i>Beth Delaet</i>	522	<i>Arianne Akerman</i>	393	<i>Cindy Taylor</i>
180		<i>Nancy Dzialakiewicz</i>	159	<i>Jenell Stolzenbach</i>	472	<i>Jenell Stolzenbach</i>	390	<i>Andrea Valle</i>
180		<i>Rachel Verhoeve</i>	158	<i>Arianne Akerman</i>	469	<i>Tracy Yearsich</i>	389	<i>Bridget Rogers</i>
177		<i>Jenell Stolzenbach</i>	155	<i>Tracy Yearsich</i>	459	<i>Nancy Dzialakiewicz</i>	383	<i>Kim Vandervoort</i>
168		<i>Tracy Yearsich</i>	154	<i>Nancy Dzialakiewicz</i>	434	<i>Diana Depisa</i>	381	<i>Debbie Bane</i>
167		<i>Diana Depisa</i>	153	<i>Mary Murdock</i>	426	<i>Mary Murdock</i>	381	<i>Samantha Hall</i>
167		<i>Rachel Verhoeve</i>	153	<i>Beth Delaet</i>	422	<i>Cathy Evans</i>	378	<i>Wanda Popa</i>
167		<i>Tina Mack</i>	147	<i>Diana Depisa</i>	410	<i>Beth Delaet</i>	373	<i>Ashley Vankley</i>

STARDUST BOWL III

Bracket Payments

<u>Bowler</u>	<u>Lane</u>	<u>Refund</u>	<u>Winnings</u>	<u>Amt Paid</u>	<u>Balance Due</u>
---------------	-------------	---------------	-----------------	-----------------	--------------------



National Association Awards Earned Last Week

Name	ID Number	Award Average	Award Games	G1	G2	G3	Series	Award Score	Award Received
Beth A. Delaet	-	101	39	96	161	153	410	410	400 Series (USBC Sport Awards)
	-	101	39	96	161	153	410	161	150 Game (USBC Sport Awards)
Vince Depisa	-	178	45	193	223	212	628	628	600 Series (USBC Sport Awards)
Larry Gannon	-	146	45	161	187	159	507	507	500 Series (USBC Sport Awards)
	-	146	45	161	187	159	507	187	175 Game (USBC Sport Awards)
Tim Maslanka	-	152	39	214	178	234	626	626	600 Series (USBC Sport Awards)
	-	152	39	214	178	234	626	214	200 Game (USBC Sport Awards)
	-	152	39	214	178	234	626	234	75 Pins Over Average (USBC Sport Awar
	-	152	39	214	178	234	626	234	225 Game (USBC Sport Awards)
Pat Rogers	-	190	45	211	249	214	674	249	225 Game (USBC Sport Awards)

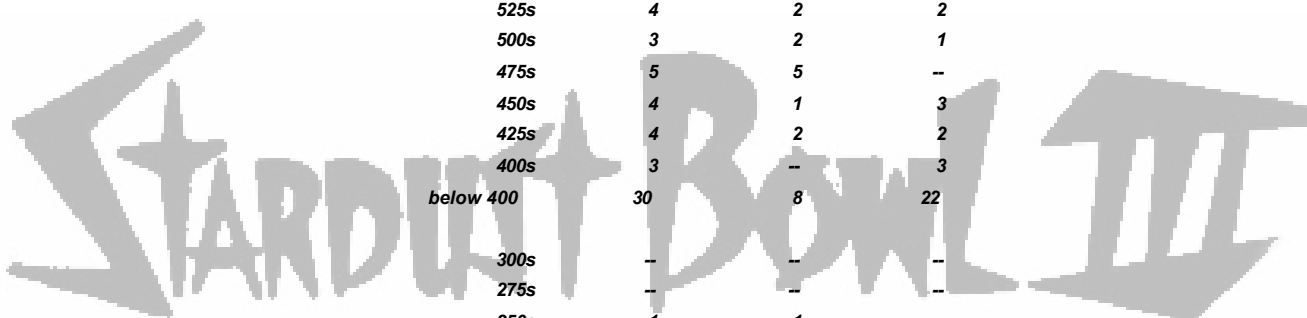
Local and Bowling Center Awards

Name	ID Number	Award Average	Award Games	G1	G2	G3	Series	Award Score	Award Received
Beth A. Delaet	-	101	39	96	161	153	410	410	Pins Over Ave Series (State Assoc. Awar
Cathy Evans	-	119	32	140	140	142	422	422	??? Series Award (State Assoc. Awards)
	-	119	32	140	140	142	422	140	??? Game Award (State Assoc. Awards)
Dave Flores	-	151	45	172	208	187	567	567	Pins Over Ave Series (State Assoc. Awar
Tim Maslanka	-	152	39	214	178	234	626	626	150 Over Series (TNBA Awards)
	-	152	39	214	178	234	626	626	140 Pins Over Ave Series (Local Assoc.
	-	152	39	214	178	234	626	234	75 Pins Over Ave Game (Local Assoc. A
	-	152	39	214	178	234	626	626	Pins Over Ave Series (State Assoc. Awar
	-	152	39	214	178	234	626	626	140 Pins Over Ave Series (Bowling Cent
	-	152	39	214	178	234	626	234	75 Pins Over Ave Game (Bowling Center
	-	152	39	214	178	234	626	626	140 Pins Over Ave Series (Other Awards)
Pat Rogers	-	190	45	211	249	214	674	674	Pins Over Ave Series (State Assoc. Awar

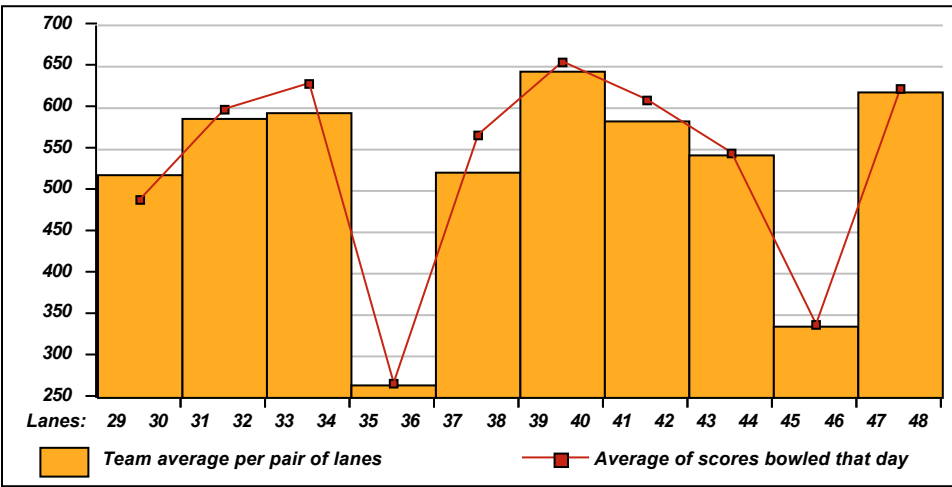
STARDUST BOWL III

This Week's Statistics

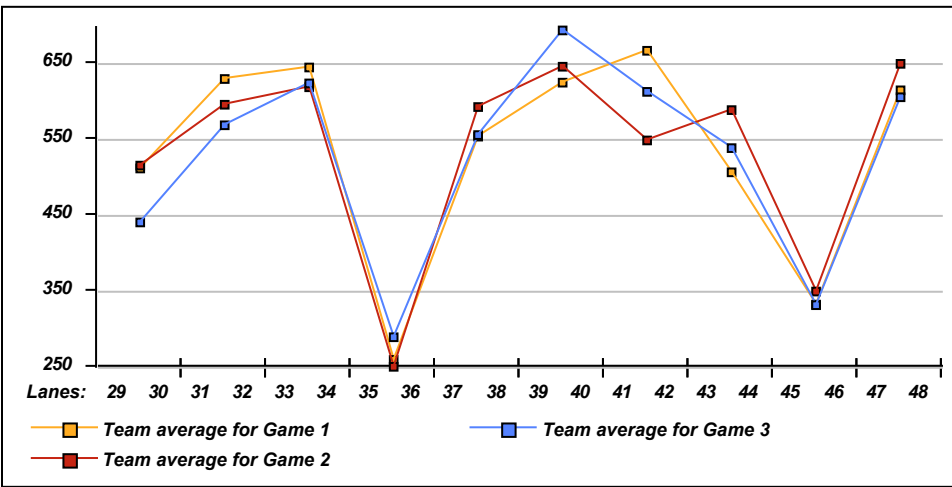
	<u>Over All</u>	<u>Men</u>	<u>Women</u>
How many people bowled	67	34	33
Number of games bowled	201	102	99
Actual average of week's scores	148.19	167.96	127.82
How many games above average	107	59	48
How many games below average	90	42	48
Pins above/below average per game	3.74	4.55	2.91
How many people raised average	35	18	17
by this amount	1.11	1.27	0.95
How many people went down	32	16	16
by this amount	-0.69	-0.80	-0.59
League average before bowling	144.94	163.90	125.40
League average after bowling	145.19	164.20	125.61
Change in league average	0.25	0.30	0.20
800s	--	--	--
775s	--	--	--
750s	--	--	--
725s	--	--	--
700s	--	--	--
675s	--	--	--
650s	1	1	--
625s	4	4	--
600s	1	1	--
575s	4	4	--
550s	4	4	--
525s	4	2	2
500s	3	2	1
475s	5	5	--
450s	4	1	3
425s	4	2	2
400s	3	--	3
below 400	30	8	22
300s	--	--	--
275s	--	--	--
250s	1	1	--
225s	7	7	--
200s	16	14	2
175s	28	24	4
150s	37	24	13
125s	52	19	33
100s	39	7	32
below 100	21	6	15



Team Average vs Ave of Scores



Average of Scores for Each Game



Amount Over/Under Team Average

