



## Stardust Bowl

**Thank you for bowling with us! We hope to see you next season!**

Secretary/Treasurer: Shaun Ciesielski is on Lane 27



Website: [www.BowlStardust.com](http://www.BowlStardust.com)

Email: [Stardust3@BowlStardust.com](mailto:Stardust3@BowlStardust.com)

League Standing Sheets are on [www.BowlStardust.com](http://www.BowlStardust.com) with Expanded Stats  
Join our Email List for Standing Sheet updates, Bowling Specials & Coupons!  
Send us a Friend Request on [www.Facebook.com/StardustBowl3](http://www.Facebook.com/StardustBowl3)

===== U P C O M I N G T O U R N A M E N T S =====

~King of the Hill Summer Mini-Series May 27 - August 19 Friday's 8:30pm

~40 Frame Game Tournament ALL Summer Any Day, Any Time May 14 - Aug. 14



### MATCH PLAY POINTS AND RULES

Final Night, 1st Place in each Division will be playing for 1st & 2nd Money, 2nd in each will be for 3rd & 4th Money and so on... Bowl ALL 4 Games Against the Same Team on the Same Pair. Team that wins the most points will be declared the winner on that pair. A Series Point is awarded after each 2 Game Set. You will Bowl 2 Blocks of 2 Games with a Possible 18 Total Points like normal. Team points 10 (2 Per Game x 4 = 8, + 1 Per Seres x 2 = 2), and 8 Individual Points (1 Per Person Per Handicap High Matchplay Game)

Teams with the higher season points are on the right lane and get final choice of line-up. Team on Left sets line-up, Team on the Right gets final choice of line-up.

**Thanks for bowling! We hope you had a good time. See you next season!**

### Team Standings In Each Division

Place	Lane	#	Team Name	Points Won	Points Lost	%Won	Scratch Pins	Pins + HDCP	Team Ave	HDCP	High Game	HDCP Game	High Sers	HDCP Sers	Games Won
<b>Division 1</b>															
1	39	15	Bodnars	120	78	60.6	18241	18609	413	8	544	554	1809	1853	28
2	27	3	3 Kings of Stardust 3	120	78	60.6	18239	18475	409	9	515	515	1883	1883	27
3	42	4	Team Mick Gypsy	117	81	59.1	16729	18349	379	36	516	561	1817	1996	26
4	22	11	White Girl	115½	82½	58.3	18467	18883	417	7	536	546	1897	1937	25
5	46	5	Stevie Millsap Fan Club	113	85	57.1	18365	18485	420	1	529	529	1866	1866	27½
6	29	8	Team #8	104½	93½	52.8	18005	18393	401	21	547	549	1895	1903	24
7	26	1	G+G LLC	102	96	51.5	17028	18192	380	35	478	531	1733	1921	23
8	33	9	Roadhouse	100½	97½	50.8	14644	17868	317	92	492	514	1738	1826	20
9	18	10	Team #10	99½	98½	50.3	15884	16680	397	23	482	503	1713	1805	20
10	38	13	Pit Bulls	96½	101½	48.7	17190	18394	390	30	502	535	1732	1844	21
11	43	6	Animals of Destruction	90	108	45.5	17366	17962	396	21	502	526	1803	1836	20
12	23	2	One More Beer	82	116	41.4	12270	18086	278	127	360	515	1221	1841	19½
13	32	7	Zippy + Pinhead	78½	119½	39.6	15182	16106	368	46	492	505	1684	1736	18
14	35	14	Team #14	66	132	33.3	17385	17965	395	22	500	519	1810	1846	14
15	19	12	Beat Team Avg -20	7½	116½	6.0	1647	1711	0	0	448	464	1647	1711	2
<b>Division 2</b>															
1	45	21	El Diablo and the Gorilla	140	58	70.7	18495	18855	416	5	515	523	1819	1847	32
2	28	17	Sure Is Hungy	117½	80½	59.3	17827	18063	404	14	536	536	1825	1877	26
3	20	25	Cap'n SoCo	109	89	55.1	17953	18345	404	15	522	522	1870	1870	25½
4	24	16	Victorious Secret	108½	89½	54.8	15647	18171	356	56	458	522	1619	1875	24
5	17	26	Transformers	103	95	52.0	16212	18168	377	38	466	529	1703	1955	22
6	40	29	No Nickels	102	96	51.5	18083	18551	410	8	506	534	1821	1886	24
7	25	18	Team #18	97	101	49.0	17391	17699	395	21	522	522	1837	1837	22
8	21	27	RS Brown	96½	101½	48.7	12773	17833	291	115	387	506	1279	1755	20
9	41	20	You Don't Say That	94	104	47.5	14394	17838	327	83	429	510	1500	1796	20
10	44	19	Push!!	89	109	44.9	18013	18185	408	9	512	512	1819	1819	19
11	30	22	Pinfection	86	112	43.4	15981	17869	362	52	434	485	1581	1755	19
12	36	28	DILLIGAF	84	114	42.4	15676	17740	350	62	444	486	1706	1778	19½
13	37	30	Anti-Socialites B***H	82½	115½	41.7	17461	17889	395	21	534	544	1872	1972	19½
14	34	23	Boersma Bowlers	78	120	39.4	15741	17941	357	56	459	508	1637	1841	16½
15	31	24	The Fighting Chickens	50½	129½	28.1	14181	17069	307	101	429	458	1607	1708	9

Review of Last Week's Bowling.....

Lanes	Team Name	HDCP -1-	HDCP -2-	HDCP -3-	HDCP -4-	HDCP Total	Last Wk WON	Team Name	HDCP -1-	HDCP -2-	HDCP -3-	HDCP -4-	HDCP Total	Last Wk WON
17-18	Team #14	386	361	368	372	1487	4	Boersma Bowlers	371	392	437	452	1652	14
19-20	One More Beer	423	365	375	398	1561	7	Push!!	415	425	416	384	1640	11
21-22	DILLIGAF	451	369	340	324	1484	3	Team #10	394	470	413	390	1667	15
23-24	You Don't Say That	350	400	371	413	1534	7	G+G LLC	390	463	398	392	1643	11
25-26	Cap'n SoCo	421	388	446	448	1703	14½	Roadhouse	401	385	423	383	1592	3½
27-28	No Nickels	395	423	472	449	1739	5	Bodnars	478	448	481	438	1845	13
29-30	Sure Is Hungy	388	451	440	367	1646	17	White Girl	347	391	424	357	1519	1
31-32	Team Mick Gypsy	433	388	429	348	1598	1	El Diablo and the Gorilla	467	443	476	354	1740	17
33-34	Victorious Secret	448	479	416	409	1752	10	3 Kings of Stardust 3	414	411	425	430	1680	8
35-36	Transformers	354	414	392	383	1543	6	Stevie Millsap Fan Club	390	388	413	409	1600	12
37-38	Team #8	366	414	423	355	1558	13	Team #18	343	364	347	361	1415	5
39-40	RS Brown	409	395	424	453	1681	14	Animals of Destruction	345	404	371	397	1517	4
41-42	Anti-Socialites B***H	364	350	297	387	1398	4	Pit Bulls	385	334	412	454	1585	14
43-44	Zippy + Pinhead	395	314	339	355	1403	7½	Pinfection	404	421	337	354	1516	10½
45-46	Beat Team Avg -20	0	0	0	0	0	0	The Fighting Chickens	355	356	390	384	1485	0

**Individual High Averages**

Men	Women
215.45 Al Dobrowolski	193.68 Jackie Graan
215.14 Brett Wagner	179.20 Lisa Gulick
214.05 Matthew Cattan	178.20 Leanne Witulski
213.25 Ryan Czaja	176.55 Amy Wierzbicki
212.68 Alex Bodnar	147.67 Melissa Hawkins
212.41 Rob Krooswyk	126.93 Sylvia Brown
212.06 Mike Miloshoff	112.45 Geo Mendez
211.61 Rob Cuthbert	
210.64 Joe Mikolajczak	
209.43 John Lahori Jr	

**High Individual Match Points**

Men	Women
31.5 Brett Wagner	26 Amy Wierzbicki
27 Shawn Leavy	22.5 Jackie Graan
27 Rob Krooswyk	20.5 Sylvia Brown
26 Bobby Schmidt	18 Leanne Witulski
26 Alex Bodnar	17 Geo Mendez
26 Eric Martin	16 Melissa Hawkins
25 Jason Mulvihill	15 Lisa Gulick

**Season High Scores**

Team Division #1 - Division 1		Team Division #2 - Division 2	
Team Scratch Game	Team Scratch Series	Team Scratch Game	Team Scratch Series
547 Team #8	1897 White Girl	536 Sure Is Hungy	1872 Anti-Socialites B***H
544 Bodnars	1895 Team #8	534 Anti-Socialites B***H	1870 Cap'n SoCo
536 White Girl	1883 3 Kings of Stardust 3	522 Team #18	1837 Team #18
		522 Cap'n SoCo	
Team Handicap Game	Team Handicap Series	Team Handicap Game	Team Handicap Series
561 Team Mick Gypsy	1996 Team Mick Gypsy	544 Anti-Socialites B***H	1972 Anti-Socialites B*
554 Bodnars	1937 White Girl	536 Sure Is Hungy	1955 Transformers
549 Team #8	1921 G+G LLC	534 No Nickels	1886 No Nickels

Bowlers must have completed a minimum of 20 games to be eligible for any league award.

Men	Scratch Game	Scratch Series	Handicap Game	Handicap Series
300	Matthew Cattan	1030 Matthew Cattan	311 Bobby Schmidt	1118 Aaron Gawrys
299	Rob Cuthbert	1028 Alex DaCorte	307 Tony Budeselich	1108 Bobby Schmidt
299	Al Dobrowolski	1006 Aaron Gawrys	305 Matthew Cattan	1090 Tony Budeselich
290	Russell Boersma Sr	993 Rob Krooswyk	304 Russell Boersma Sr	1077 Russell Boersma Sr
289	Tim Bodnar	984 Joe Mikolajczak	302 Robert Tuttle	1030 Matthew Cattan
Women	Scratch Game	Scratch Series	Handicap Game	Handicap Series
258	Lisa Gulick	884 Amy Wierzbicki	292 Amy Wierzbicki	1028 Amy Wierzbicki
256	Amy Wierzbicki	864 Jackie Graan	290 Lisa Gulick	1019 Lisa Gulick
247	Jackie Graan	831 Lisa Gulick	257 Jackie Graan	914 Jackie Graan
232	Leanne Witulski	784 Leanne Witulski	256 Leanne Witulski	873 Geo Mendez
187	Melissa Hawkins	638 Melissa Hawkins	252 Sylvia Brown	863 Leanne Witulski

Men	Season Game Over Average	Season Series over Average	
	Game - Ave = Difference	Series - Ave = Difference	
266 - 159 = 107	Bobby Schmidt	1006 - 712 = 294	Aaron Gawrys
268 - 166 = 102	Tony Budeselich	928 - 636 = 292	Bobby Schmidt
300 - 204 = 96	Matthew Cattan	934 - 664 = 270	Tony Budeselich
290 - 194 = 96	Russell Boersma Sr		
Women	Season Game Over Average	Season Series over Average	
256 - 169 = 87	Amy Wierzbicki	884 - 676 = 208	Amy Wierzbicki

**Season Game Over Average**

**Game - Ave = Difference**

258 - 174 = 84 Lisa Gulick  
178 - 127 = 51 Sylvia Brown

**Season Series over Average**

**Series - Ave = Difference**

831 - 628 = 203 Lisa Gulick  
842 - 760 = 82 Jackie Graan

**Most Improved Average**

**Men** 166 to 178.25 = +12.25 Tony Budeselich 157 to 165.70 = +8.70 Raimondo Brow 198 to 202.35 = +4.35 Mike Musgrove  
**Women** 71 to 176.55 = +5.55 Amy Wierzbicki 192 to 193.68 = +1.68 Jackie Graan 147 to 147.67 = +0.67 Melissa Hawkins

**Most Un-Improved Averages**

**Men** 210 to 198.57 = -11.43 Rich Elosh 210 to 198.94 = -11.06 Mikey Kubacki 196 to 185.27 = -10.73 Steve Gadzinski  
**Women** 82 to 178.20 = -3.80 Leanne Witulski 129 to 126.93 = -2.07 Sylvia Brown 114 to 112.45 = -1.55 Geo Mendez

**Last Week's Top Scores**

**Team Division #1 - Division 1**

Team Scratch Game	Team Scratch Series	Team Handicap Game	Team Handicap Series
471 Bodnars	1805 Bodnars	481 Bodnars	1845 Bodnars
447 Team #10	1644 3 Kings of Stardust 3	470 Team #10	1680 3 Kings of Stardu
425 G+G LLC	1596 Stevie Millsap Fan Club	463 G+G LLC	1667 Team #10

**Team Division #2 - Division 2**

Team Scratch Game	Team Scratch Series	Team Handicap Game	Team Handicap Series
469 El Diablo and the Gorilla	1712 El Diablo and the Gorilla	479 Victorious Secret	1752 Victorious Secret
463 No Nickels	1703 No Nickels	476 El Diablo and the Gorilla	1740 El Diablo and the
438 Sure Is Hungy	1643 Cap'n SoCo	472 No Nickels	1739 No Nickels

	Scratch Game	Scratch Series	Handicap Game	Handicap Series
<b>Men</b>	270 Jeffery Davenport	938 Tim Bodnar	277 Jeffery Davenport	978 Tim Bodnar
	256 Tim Bodnar	888 Jeffery Davenport	273 Raimondo Brown	916 Jeffery Davenport
	255 Robert Tuttle	877 Rob Cuthbert	273 Robert Tuttle	911 Tony Budeselich
	249 Kevin Mikalowski	867 Alex Bodnar	267 Ken Czaja	905 Raimondo Brown
	244 Ken Czaja	867 Kevin Mikalowski	266 Tim Bodnar	895 Kevin Mikalowski
<b>Women</b>	258 Lisa Gulick	795 Lisa Gulick	290 Lisa Gulick	923 Lisa Gulick
	242 Jackie Graan	766 Jackie Graan	257 Jackie Graan	841 Leanne Witulski
	198 Leanne Witulski	725 Leanne Witulski	229 Geo Mendez	826 Jackie Graan
	191 Amy Wierzbicki	703 Amy Wierzbicki	227 Leanne Witulski	823 Amy Wierzbicki
	161 Melissa Hawkins	586 Melissa Hawkins	221 Amy Wierzbicki	810 Melissa Hawkins

**Weekly Game Over Average**

**Game - Ave = Difference**

**Men** 231 - 163 = 68 Raimondo Brown  
270 - 202 = 68 Jeffery Davenport  
255 - 190 = 65 Robert Tuttle

**Women** 258 - 174 = 84 Lisa Gulick  
242 - 193 = 49 Jackie Graan  
142 - 113 = 29 Geo Mendez

**Weekly Series over Average**

**Series - Ave = Difference**

938 - 792 = 146 Tim Bodnar  
791 - 704 = 87 Tony Budeselich  
737 - 652 = 85 Raimondo Brown

795 - 696 = 99 Lisa Gulick  
725 - 708 = 17 Leanne Witulski  
703 - 704 = -1 Amy Wierzbicki

**Team Rosters**

Name	True Average	HDCP	Pins	Gms	-1-	-2-	-3-	-4-	Total	HDCP Total	Last Wk Won	High Game	HDCP High Game	High Sers	HDCP High Sers	Points Won	Points Lost	%Won	To Raise Avg +1
<b>1 - G+G LLC</b>	Lane 26	HDCP=35	Ave=380																
Lisa Gulick	179.20	27	3584	20	173	258	180	184	795	923	3.0	258	290	831	1019	15.0	5.0	75.00%	736
Glenn Kosiara	201.05	8	8846	44	179	167	180	170	696	720		269	272	902	914	19.0	25.0	43.18%	850
George Goodman	197.83	11	2374	12					0	0		237	253	831	895	7.0	5.0	58.33%	794
<b>2 - One More Beer</b>	Lane 23	HDCP=127	Ave=278																
Geo Mendez	112.45	88	4948	44	142	88	94	101	425	773	2.0	156	243	513	873	17.0	27.0	38.64%	476
Mark Mendez	166.41	39	7322	44	156	152	156	172	636	788	1.0	236	282	762	968	20.0	24.0	45.45%	694
<b>3 - 3 Kings of Stardust 3</b>	Lane 27	HDCP=9	Ave=409																
Alex DaCorte	204.68	5	8187	40	192	203	233	186	814	834	2.0	279	279	1028	1028	24.0	16.0	60.00%	833
Scott Kaszubski	205.96	4	5767	28	213	199	183	235	830	846	1.0	267	276	909	923	15.0	15.0	50.00%	825
Shaun Ciesielski	213.56	0	3417	16					0	0		277	280	938	950	11.0	5.0	68.75%	863
<b>4 - Team Mick Gypsy</b>	Lane 42	HDCP=36	Ave=379																
Jason K. Mulvihill	193.95	15	8534	44	194	152	174	178	698	750		258	274	951	1015	25.0	19.0	56.82%	778
Bobby Schmidt	186.25	21	8195	44	204	201	220	135	760	848	1.0	266	311	928	1108	26.0	18.0	59.09%	781
<b>5 - Stevie Millsap Fan Club</b>	Lane 46	HDCP=1	Ave=420																
Travis Pitchford	208.08	1	4994	24a	198a	198a	198a	198	792	796		266	266	873	873	9.0	15.0	37.50%	858
Rob Krooswyk	212.41	0	9346	44	191	189	214	210	804	804	3.0	279	279	993	993	27.0	17.0	61.36%	878
Steve Millsap	200.75	9	2409	12					0	0		248	258	824	864	5.0	7.0	41.67%	807
<b>6 - Animals of Destruction</b>	Lane 43	HDCP=21	Ave=396																
Matt Schriver	194.82	14	8572	44	128	164	173	155	620	660		259	269	954	958	17.0	27.0	38.64%	788
Mike Musgrove	202.35	7	8094	40	199	222	180	224	825	857	2.0	253	260	891	939	23.0	17.0	57.50%	838
Frank Beyer	175.00	31	700	4					0	0		226	257	700	824	1.0	3.0	25.00%	708

Name	True Average	HDCP	Pins	Gms	-1-	-2-	-3-	-4-	Total	HDCP Total	Last Wk Won	High Game	HDCP Game	High Sers	HDCP Sers	Points Won	Points Lost	%Won	To Raise Avg +1
<b>7 - Zippy + Pinhead</b> Lane 32 HDCP=46 Ave=368																			
Frank L. Olshavsky	170.00	36	3400	20	157	137	152	158	604	732	1.5	219	250	780	904	7.5	12.5	37.50%	704
Rich Elosh	198.57	10	7943	40	199	138	148	158	643	671	1.0	278	278	894	922	18.0	26.0	40.91%	813
Tim Isaacs	193.69	15	3099	16					0	0		239	247	834	886	6.5	13.5	32.50%	781
<b>8 - Team #8</b> Lane 29 HDCP=21 Ave=401																			
Mike Pollard	186.47	21	6713	36	144	222	180	176	722	802	2.5	245	251	832	844	16.0	20.0	44.44%	767
Al Dobrowolski	215.45	0	9480	44	202	172	223	159	756	756	2.5	299	299	954	954	22.5	21.5	51.14%	888
Chris Cundiff	226.50	0	1812	8					0	0		290	292	984	992	5.0	3.0	62.50%	912
<b>9 - Roadhouse</b> Lane 33 HDCP=92 Ave=317																			
John Sandridge	135.83	67	4890	36	165	126	154	115	560	828	2.5	192	259	565	837	21.5	14.5	59.72%	550
John Schriver	182.95	25	8050	44	146	169	179	178	672	764	1.0	260	280	908	988	22.0	22.0	50.00%	734
Ed Pedersen	213.00	0	1704	8					0	0		242	244	874	882	5.0	3.0	62.50%	864
<b>10 - Team #10</b> Lane 18 HDCP=23 Ave=397																			
Ken Czaja	184.88	23	7395	40	168	244	187	164	763	855	4.0	244	267	859	943	23.0	21.0	52.27%	745
Ryan Czaja	213.25	0	7677	36a	203a	203a	203a	203	812	812		277	277	941	941	21.5	18.5	53.75%	883
<b>11 - White Girl</b> Lane 22 HDCP=7 Ave=417																			
Derrick Bohn	202.65	7	8106	40	166	208	226	188	788	812	1.0	280	290	958	998	19.0	21.0	47.50%	826
Brett Wagner	215.14	0	9466	44	175	177	192	163	707	707		280	280	961	961	31.5	12.5	71.59%	902
Josh Toth	223.75	0	895	4					0	0		247	247	895	895	2.0	2.0	50.00%	897
<b>12 - Beat Team Avg -20</b> Lane 19 HDCP=0 Ave=0																			
<b>13 - Pit Bulls</b> Lane 38 HDCP=30 Ave=390																			
James Garcia	176.00	30	7744	44	157	153	151	210	671	791	2.0	235	258	770	882	21.0	23.0	47.73%	752
Matthew Cattan	214.05	0	8562	40	198	151	231	214	794	794	4.0	300	305	1030	1030	22.0	18.0	55.00%	898
<b>14 - Team #14</b> Lane 35 HDCP=22 Ave=395																			
Steve Gadzinski	185.27	22	8152	44	164	148	156	183	651	731		252	265	908	960	16.0	28.0	36.36%	776
Joe Mikolajczak	210.64	0	8215	39a	202	193	192	169	756	756	1.0	279	279	984	984	13.0	26.0	33.33%	858
<b>15 - Bodnars</b> Lane 39 HDCP=8 Ave=413																			
Alex Bodnar	212.68	0	9358	44	212	240	223	192	867	867	3.0	279	279	966	966	26.0	18.0	59.09%	866
Tim Bodnar	201.89	8	8883	44	256	198	248	236	938	978	3.0	289	300	938	978	24.0	20.0	54.55%	813
<b>16 - Victorious Secret</b> Lane 24 HDCP=56 Ave=356																			
Leanne Witolwski	178.20	28	7128	40	166	198	180	181	725	841	2.0	232	256	784	863	18.0	22.0	45.00%	748
Tony Budeselich	178.25	28	7843	44	223	222	177	169	791	911	3.0	268	307	934	1090	25.0	19.0	56.82%	749
Adam Vania	169.00	36	676	4					0	0		223	259	676	820	3.5	0.5	87.50%	684
<b>17 - Sure Is Hungy</b> Lane 28 HDCP=14 Ave=404																			
Stan Matunas	200.45	9	8820	44	188	223	195	194	800	836	3.0	277	286	935	971	22.5	21.5	51.14%	828
Eric Martin	204.70	5	9007	44	187	215	232	160	794	810	4.0	279	279	931	931	26.0	18.0	59.09%	833
Tracy O'Neill	81	0	0	0					0	0		0	0	0	0			0.00%	
<b>18 - Team #18</b> Lane 25 HDCP=21 Ave=395																			
Justin Hauser	197.65	11	7906	40	155	180	178	193	706	742	1.5	279	279	932	932	20.0	20.0	50.00%	806
Mikey Kubacki	198.94	10	7162	36	173	169	154	153	649	673	1.5	279	282	905	905	17.5	18.5	48.61%	798
Ethan Hansen	203.25	6	813	4					0	0		236	242	813	837	1.0	3.0	25.00%	819
Kyle Lidster	188.75	19	1510	8					0	0		233	238	818	838	3.5	4.5	43.75%	758
<b>19 - Push!!</b> Lane 44 HDCP=9 Ave=408																			
Chad Forlenzo	199.95	9	8798	44	197	206	184	170	757	789	2.0	287	287	929	929	21.0	23.0	47.73%	802
John Lahori Jr	209.43	0	9215	44	210	211	224	206	851	851	3.0	257	257	949	949	20.0	24.0	45.45%	865
<b>20 - You Don't Say That</b> Lane 41 HDCP=83 Ave=327																			
Joe Howe	157.66	47	6937	44	109	159	130	172	570	750	1.0	221	267	732	916	21.5	22.5	48.86%	647
Adam Warn	170.43	36	6817	40a	160a	160a	160a	160	640	784		246	280	768	887	20.5	19.5	51.25%	707
<b>21 - El Diablo and the Gorilla</b> Lane 45 HDCP=5 Ave=416																			
Mike Miloshoff	212.06	0	6786	32	226	200	220	199	845	845	4.0	279	279	938	982	25.0	7.0	78.13%	882
Kevin Mikalouski	204.20	5	8168	40	234	236	249	148	867	895	3.0	257	263	921	941	25.0	15.0	62.50%	852
Keith Betts	208.75	1	835	4					0	0		236	237	835	839	2.0	2.0	50.00%	837
<b>22 - Pinfection</b> Lane 30 HDCP=52 Ave=362																			
James Andrade	170.43	36	7499	44	155	181	111	160	607	743	2.5	225	257	809	897	12.5	31.5	28.41%	709
Shawn Leavy	192.77	16	8482	44	201	192	178	146	717	773	3.0	259	277	857	925	27.0	17.0	61.36%	782
<b>23 - Boersma Bowlers</b> Lane 34 HDCP=56 Ave=357																			
Russell Boersma Jr	171.61	35	7551	44	150	171	170	194	685	825	4.0	229	265	790	938	20.0	24.0	45.45%	705
Russell Boersma Sr	186.14	21	8190	44	165	165	211	202	743	827	2.0	290	304	949	1077	17.5	26.5	39.77%	786
<b>24 - The Fighting Chickens</b> Lane 31 HDCP=101 Ave=307																			
Jacques Hawkins	160.97	45	5795	36	114	118	133	150	515	675		257	266	835	872	8.5	23.5	26.56%	645
Melissa Hawkins	147.67	56	5316	36	145	142	161	138	586	810		187	234	638	836	16.0	16.0	50.00%	604
Will Benne	206.25	3	1650	8					0	0		243	243	863	863	2.0	6.0	25.00%	834

Name	True Average	HDCP	Pins	Gms	-1-	-2-	-3-	-4-	Total	HDCP Total	Last Wk Won	High Game	HDCP High Game	High Sers	HDCP Sers	Points Won	Points Lost	%Won	To Raise Avg +1
<b>25 - Cap'n SoCo</b>	Lane 20	HDCP=15	Ave=404																
Jackie Graan	193.68	15	7747	40	169	149	<b>206</b>	<b>242</b>	766	826	1.5	247	257	864	914	22.5	17.5	56.25%	789
Rob Cuthbert	211.61	0	9311	44	<b>237</b>	<b>224</b>	<b>225</b>	191	877	877	3.0	299	299	975	975	21.5	22.5	48.86%	865
Curt Graan	223.75	0	895	4					0	0		246	246	895	895	3.0	1.0	75.00%	897
<b>26 - Transformers</b>	Lane 17	HDCP=38	Ave=377																
Amy Wierzbicki	176.55	30	7062	40	151	<b>191</b>	<b>171</b>	<b>190</b>	703	823	3.0	256	292	884	1028	26.0	14.0	65.00%	726
Aaron Gawrys	201.65	8	4033	20	171	<b>191</b>	189	161	712	720	1.0	269	297	1006	1118	11.0	9.0	55.00%	815
Gregory Koliboski	173.45	33	3469	20					0	0		254	266	784	853	4.0	16.0	20.00%	707
<b>27 - RS Brown</b>	Lane 21	HDCP=115	Ave=291																
Sylvia Brown	126.93	75	5077	40	<b>135</b>	<b>111</b>	<b>128</b>	<b>106</b>	480	776	4.0	178	252	559	854	20.5	19.5	51.25%	511
Raimondo Brown	165.70	40	6628	40	158	168	<b>180</b>	<b>231</b>	737	905	2.0	234	280	737	908	20.0	20.0	50.00%	676
Steve McDonald	149.00	54	596	4					0	0		189	243	596	812	3.0	1.0	75.00%	604
<b>28 - DILLIGAF</b>	Lane 36	HDCP=62	Ave=350																
Bill Tuttle	161.35	44	6454	40	137	132	134	118	521	685		231	251	760	844	15.0	25.0	37.50%	674
Robert Tuttle	189.48	18	8337	44	<b>255</b>	178	147	147	727	799	1.0	278	302	918	1014	18.0	26.0	40.91%	783
George Clark	221.25	0	885	4					0	0		236	236	885	885	3.0	1.0	75.00%	891
<b>29 - No Nickels</b>	Lane 40	HDCP=8	Ave=410																
Elliot Smith	207.07	2	9111	44	161	234	193	<b>227</b>	815	823	1.0	268	271	939	959	22.0	22.0	50.00%	873
Jeffery Davenport	203.91	6	8972	44	225	180	<b>270</b>	213	888	916	1.0	279	282	932	1005	19.0	25.0	43.18%	820
<b>30 - Anti-Socialites B***H</b>	Lane 37	HDCP=21	Ave=395																
James Davis	198.89	10	8751	44	169	<b>200</b>	124	<b>233</b>	726	762	2.0	267	270	925	949	19.0	25.0	43.18%	801
Darrell Richmond	197.95	11	8710	44	179	134	157	138	608	636		279	287	950	1023	17.5	26.5	39.77%	794

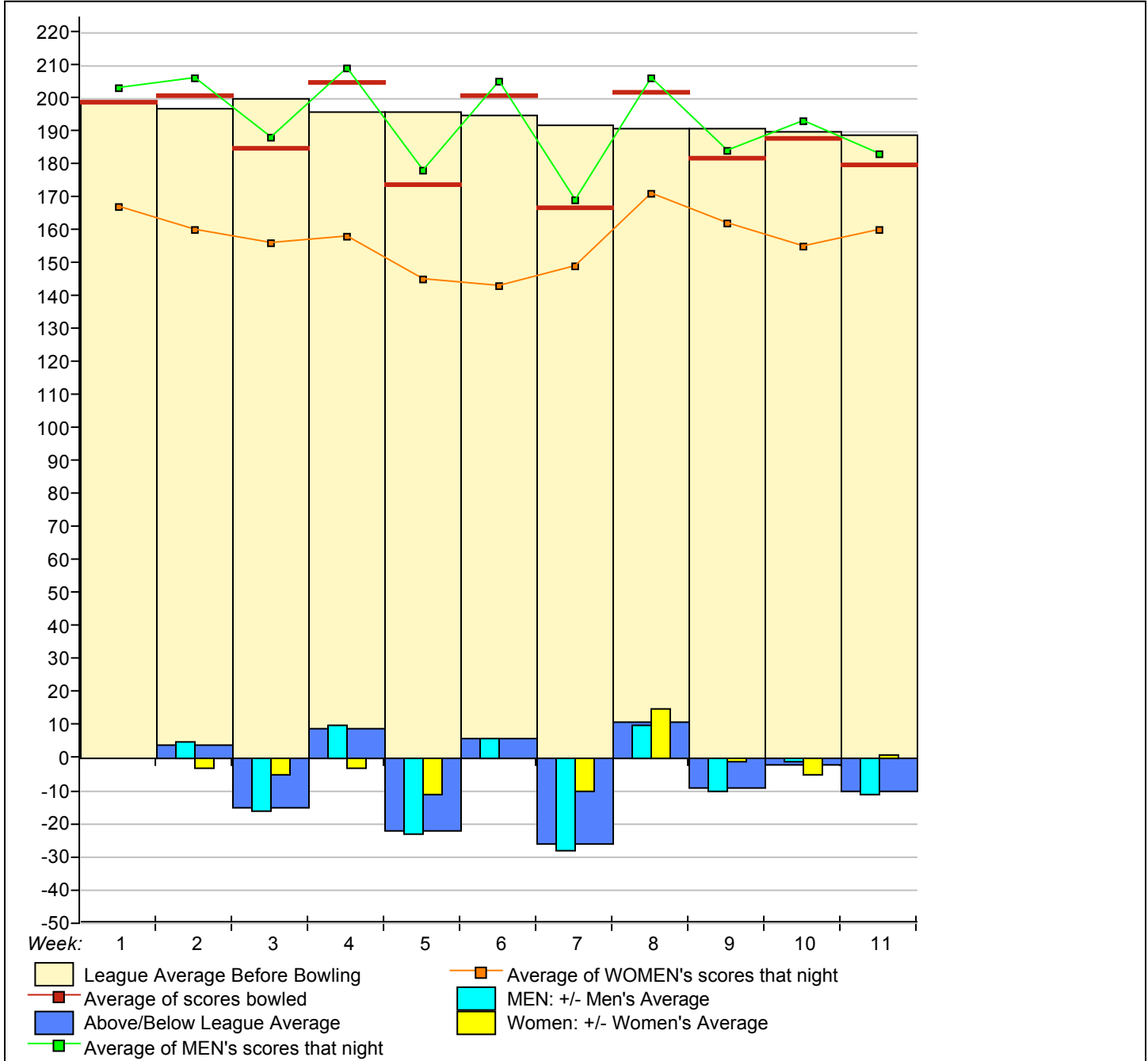
LAST WEEKS RESULTS - BAKER DOUBLES ROLL-OFF 8 TEAM SINGLE ELIMINATION

- 1. White Girl vs White Girl
- 8. Sure is Hungry vs White Girl (\$60)
- 4. Stevie Millsap Fan Club vs Stevie Millsap Fan Club
- 5. Pinfection
- 3. Team 8 vs Team 8
- 6. Hauser vs Team 8 (\$20)
- 2. Kings of SD3 vs Kings of SD3
- 7. El Diablo & Gorilla

Baker Doubles Bracket Roll off Winning Teams  
 3 King of Stardust III - Week 1,3,4,6  
 No Nickels - Week 2,5,8  
 Team #18 - Week 7  
 Roadhouse - Week 9  
 White Girl - Week 10

Weekly Oil Pattern Schedule		
1.	5/23	House Shot
2.	5/30	House Shot
3.	6/6	The Bird 43ft
4.	6/13	House Shot
5.	6/20	Skid/Hook Ladder 45ft
6.	6/27	House Shot
7.	7/11	Oil Spill 51ft
8.	7/18	House Shot
9.	7/25	Death Valley 30ft
10.	8/1	Tornado 48ft
11.	8/8	Pyramid 40ft

League Average Week-by-Week



**\*\*Last Week's High Scores for Immediate Release\*\***

	<u>Scratch Game</u>	<u>Scratch Game</u>	<u>Scratch Series</u>	<u>Scratch Series</u>
<b>Men</b>	270 Jeffery Davenport	235 Scott Kaszubski	719 Kevin Mikalowski	622 Tony Budeselich
	256 Tim Bodnar	234 Kevin Mikalowski	702 Tim Bodnar	606 Stan Matunas
	255 Robert Tuttle	234 Elliot Smith	686 Rob Cuthbert	601 Mike Musgrove
	249 Kevin Mikalowski	233 James Davis	675 Alex Bodnar	600 Derrick Bohn
	248 Tim Bodnar	233 Alex DaCorte	675 Jeffery Davenport	599 Ken Czaja
	244 Ken Czaja	232 Eric Martin	646 Mike Miloshoff	597 Al Dobrowolski
	240 Alex Bodnar	231 Raimondo Brown	645 John Lahori Jr	595 Scott Kaszubski
	237 Rob Cuthbert	231 Matthew Cattan	634 Eric Martin	594 Rob Krooswyk
	236 Tim Bodnar	227 Elliot Smith	628 Alex DaCorte	588 Elliot Smith
	236 Kevin Mikalowski	226 Derrick Bohn	625 Bobby Schmidt	587 Chad Forlenzo
<b>Women</b>	258 Lisa Gulick	173 Lisa Gulick	611 Lisa Gulick	
	242 Jackie Graan	171 Amy Wierzbicki	544 Leanne Witulski	
	206 Jackie Graan	169 Jackie Graan	524 Jackie Graan	
	198 Leanne Witulski	166 Leanne Witulski	513 Amy Wierzbicki	
	191 Amy Wierzbicki	161 Melissa Hawkins	448 Melissa Hawkins	
	190 Amy Wierzbicki	151 Amy Wierzbicki	374 Sylvia Brown	
	184 Lisa Gulick	149 Jackie Graan	324 Geo Mendez	
	181 Leanne Witulski	145 Melissa Hawkins		
	180 Lisa Gulick	142 Geo Mendez		
	180 Leanne Witulski	142 Melissa Hawkins		

# STARDUST BOWL III

**Bracket Payouts**

Bowler \_\_\_\_\_ Lane \_\_\_\_\_ Br 1 \_\_\_\_\_ Br 2 \_\_\_\_\_ Br 3 \_\_\_\_\_ Br 4 \_\_\_\_\_ Br 5 \_\_\_\_\_ Br 6 \_\_\_\_\_ Refund \_\_\_\_\_ Winnings Amt Paid \_\_\_\_\_ Due \_\_\_\_\_ Balance



## High match Points: All Members of This League

<b>Men</b>									
<u>Name</u>	<u>True Average</u>	<u>Points Won</u>	<u>Points Lost</u>	<u>%Won</u>	<u>Name</u>	<u>True Average</u>	<u>Points Won</u>	<u>Points Lost</u>	<u>%Won</u>
Brett Wagner	215.14	31.5	12.5	71.59%	Rich Elosch	198.57	18.0	26.0	40.91%
Shawn Leavy	192.77	27.0	17.0	61.36%	Robert Tuttle	189.48	18.0	26.0	40.91%
Rob Krooswyk	212.41	27.0	17.0	61.36%	Darrell Richmond	197.95	17.5	26.5	39.77%
Bobby Schmidt	186.25	26.0	18.0	59.09%	Mikey Kubacki	198.94	17.5	18.5	48.61%
Alex Bodnar	212.68	26.0	18.0	59.09%	Russell Boersma Sr	186.14	17.5	26.5	39.77%
Eric Martin	204.70	26.0	18.0	59.09%	Matt Schriver	194.82	17.0	27.0	38.64%
Jason K. Mulvihill	193.95	25.0	19.0	56.82%	Mike Pollard	186.47	16.0	20.0	44.44%
Tony Budeselich	178.25	25.0	19.0	56.82%	Steve Gadzinski	185.27	16.0	28.0	36.36%
Kevin Mikalowski	204.20	25.0	15.0	62.50%	Bill Tuttle	161.35	15.0	25.0	37.50%
Mike Miloschhoff	212.06	25.0	7.0	78.13%	Scott Kaszubski	205.96	15.0	15.0	50.00%
Alex DaCorte	204.68	24.0	16.0	60.00%	Joe Mikolajczak	210.64	13.0	26.0	33.33%
Tim Bodnar	201.89	24.0	20.0	54.55%	James Andrade	170.43	12.5	31.5	28.41%
Ken Czaja	184.88	23.0	21.0	52.27%	Aaron Gawrys	201.65	11.0	9.0	55.00%
Mike Musgrove	202.35	23.0	17.0	57.50%	Shaun Ciesielski	213.56	11.0	5.0	68.75%
Al Dobrowolski	215.45	22.5	21.5	51.14%	Travis Pitchford	208.08	9.0	15.0	37.50%
Stan Matunas	200.45	22.5	21.5	51.14%	Jacques Hawkins	160.97	8.5	23.5	26.56%
John Schriver	182.95	22.0	22.0	50.00%	Aaron Smith	225.50	8.0	4.0	66.67%
Matthew Cattan	214.05	22.0	18.0	55.00%	Frank L. Olshavsky	170.00	7.5	12.5	37.50%
Elliot Smith	207.07	22.0	22.0	50.00%	George Goodman	197.83	7.0	5.0	58.33%
Ryan Czaja	213.25	21.5	18.5	53.75%	Tim Isaacs	193.69	6.5	13.5	32.50%
Rob Cuthbert	211.61	21.5	22.5	48.86%	Steve Millsap	200.75	5.0	7.0	41.67%
John Sandridge	135.83	21.5	14.5	59.72%	Chris Cundiff	226.50	5.0	3.0	62.50%
Joe Howe	157.66	21.5	22.5	48.86%	Ed Pedersen	213.00	5.0	3.0	62.50%
James Garcia	176.00	21.0	23.0	47.73%	Gregory Koliboski	173.45	4.0	16.0	20.00%
Chad Forlenzo	199.95	21.0	23.0	47.73%	Kyle Lidster	188.75	3.5	4.5	43.75%
Adam Warn	170.43	20.5	19.5	51.25%	Adam Vania	169.00	3.5	0.5	87.50%
Raimondo Brown	165.70	20.0	20.0	50.00%	Steve McDonald	149.00	3.0	1.0	75.00%
Mark Mendez	166.41	20.0	24.0	45.45%	Gregg Schmied	219.50	3.0	9.0	25.00%
Justin Hauser	197.65	20.0	20.0	50.00%	Curt Graan	223.75	3.0	1.0	75.00%
John Lahori Jr	209.43	20.0	24.0	45.45%	George Clark	221.25	3.0	1.0	75.00%
Russell Boersma Jr	171.61	20.0	24.0	45.45%	Josh Toth	223.75	2.0	2.0	50.00%
Glenn Koslars	201.05	19.0	25.0	43.18%	Will Benne	206.25	2.0	6.0	25.00%
James Davis	198.89	19.0	25.0	43.18%	Keith Betts	208.75	2.0	2.0	50.00%
Derrick Bohn	202.65	19.0	21.0	47.50%	Ethan Hansen	203.25	1.0	3.0	25.00%
Jeffery Davenport	203.91	19.0	25.0	43.18%	Frank Beyer	175.00	1.0	3.0	25.00%
<b>Women</b>									
<u>Name</u>	<u>True Average</u>	<u>Points Won</u>	<u>Points Lost</u>	<u>%Won</u>	<u>Name</u>	<u>True Average</u>	<u>Points Won</u>	<u>Points Lost</u>	<u>%Won</u>
Amy Wierzbecki	176.55	26.0	14.0	65.00%	Melissa Hawkins	147.67	16.0	16.0	50.00%
Jackie Graan	193.68	22.5	17.5	56.25%	Lisa Gulick	179.20	15.0	5.0	75.00%
Sylvia Brown	126.93	20.5	19.5	51.25%	Linda Scherer	192.25	0.5	11.5	4.17%
Leanne Witulski	178.20	18.0	22.0	45.00%	Tracy O'Neill				0.00%
Geo Mendez	112.45	17.0	27.0	38.64%					

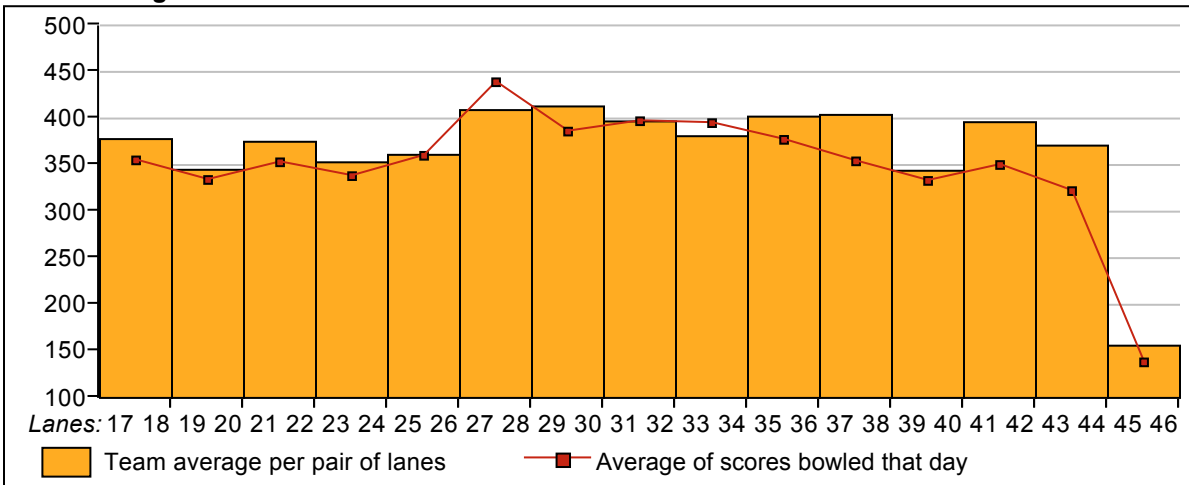
## Average List of All Members of This League

Name	True Average	Points Won	Points Lost	%Won	Name	True Average	Points Won	Points Lost	%Won
Chris Cundiff	226.50	5.0	3.0	62.50%	George Goodman	197.83	7.0	5.0	58.33%
Aaron Smith	225.50	8.0	4.0	66.67%	Justin Hauser	197.65	20.0	20.0	50.00%
Josh Toth	223.75	2.0	2.0	50.00%	Matt Schriver	194.82	17.0	27.0	38.64%
Curt Graan	223.75	3.0	1.0	75.00%	Jason K. Mulvihill	193.95	25.0	19.0	56.82%
George Clark	221.25	3.0	1.0	75.00%	Tim Isaacs	193.69	6.5	13.5	32.50%
Gregg Schmied	219.50	3.0	9.0	25.00%	Jackie Graan	193.68	22.5	17.5	56.25%
Al Dobrowolski	215.45	22.5	21.5	51.14%	Shawn Leavy	192.77	27.0	17.0	61.36%
Brett Wagner	215.14	31.5	12.5	71.59%	Linda Scherer	192.25	0.5	11.5	4.17%
Matthew Cattan	214.05	22.0	18.0	55.00%	Robert Tuttle	189.48	18.0	26.0	40.91%
Shaun Ciesielski	213.56	11.0	5.0	68.75%	Kyle Lidster	188.75	3.5	4.5	43.75%
Ryan Czaja	213.25	21.5	18.5	53.75%	Mike Pollard	186.47	16.0	20.0	44.44%
Ed Pedersen	213.00	5.0	3.0	62.50%	Bobby Schmidt	186.25	26.0	18.0	59.09%
Alex Bodnar	212.68	26.0	18.0	59.09%	Russell Boersma Sr	186.14	17.5	26.5	39.77%
Rob Krooswyk	212.41	27.0	17.0	61.36%	Steve Gadzinski	185.27	16.0	28.0	36.36%
Mike Miloshoff	212.06	25.0	7.0	78.13%	Ken Czaja	184.88	23.0	21.0	52.27%
Rob Cuthbert	211.61	21.5	22.5	48.86%	John Schriver	182.95	22.0	22.0	50.00%
Joe Mikolajczak	210.64	13.0	26.0	33.33%	Lisa Gulick	179.20	15.0	5.0	75.00%
John Lahori Jr	209.43	20.0	24.0	45.45%	Tony Budeselich	178.25	25.0	19.0	56.82%
Keith Betts	208.75	2.0	2.0	50.00%	Leanne Witulski	178.20	18.0	22.0	45.00%
Travis Pitchford	208.08	9.0	15.0	37.50%	Amy Wierzbicki	176.55	26.0	14.0	65.00%
Elliot Smith	207.07	22.0	22.0	50.00%	James Garcia	176.00	21.0	23.0	47.73%
Will Benne	206.25	2.0	6.0	25.00%	Frank Beyer	175.00	1.0	3.0	25.00%
Scott Kaszubski	205.96	15.0	15.0	50.00%	Gregory Koliboski	173.45	4.0	16.0	20.00%
Eric Martin	204.70	26.0	18.0	59.09%	Russell Boersma Jr	171.61	20.0	24.0	45.45%
Alex DaCorte	204.68	24.0	16.0	60.00%	James Andrade	170.43	12.5	31.5	28.41%
Kevin Mikalouski	204.20	25.0	15.0	62.50%	Adam Warn	170.43	20.5	19.5	51.25%
Jeffery Davenport	203.91	19.0	25.0	43.18%	Frank L. Olshavsky	170.00	7.5	12.5	37.50%
Ethan Hansen	203.25	1.0	3.0	25.00%	Adam Vania	169.00	3.5	0.5	87.50%
Derrick Bohn	202.65	19.0	21.0	47.50%	Mark Mendez	166.41	20.0	24.0	45.45%
Mike Musgrove	202.35	23.0	17.0	57.50%	Raimondo Brown	165.70	20.0	20.0	50.00%
Tim Bodnar	201.89	24.0	20.0	54.55%	Bill Tuttle	161.35	15.0	25.0	37.50%
Aaron Gawrys	201.65	11.0	9.0	55.00%	Jacques Hawkins	160.97	8.5	23.5	26.56%
Glenn Koslarski	201.05	19.0	25.0	43.18%	Joe Howe	157.66	21.5	22.5	48.86%
Steve Millsap	200.75	5.0	7.0	41.67%	Steve McDonald	149.00	3.0	1.0	75.00%
Stan Matunas	200.45	22.5	21.5	51.14%	Melissa Hawkins	147.67	16.0	16.0	50.00%
Chad Forlenzo	199.95	21.0	23.0	47.73%	John Sandridge	135.83	21.5	14.5	59.72%
Mikey Kubacki	198.94	17.5	18.5	48.61%	Sylvia Brown	126.93	20.5	19.5	51.25%
James Davis	198.89	19.0	25.0	43.18%	Geo Mendez	112.45	17.0	27.0	38.64%
Rich Elosch	198.57	18.0	26.0	40.91%	Tracy O'Neill				0.00%
Darrell Richmond	197.95	17.5	26.5	39.77%					

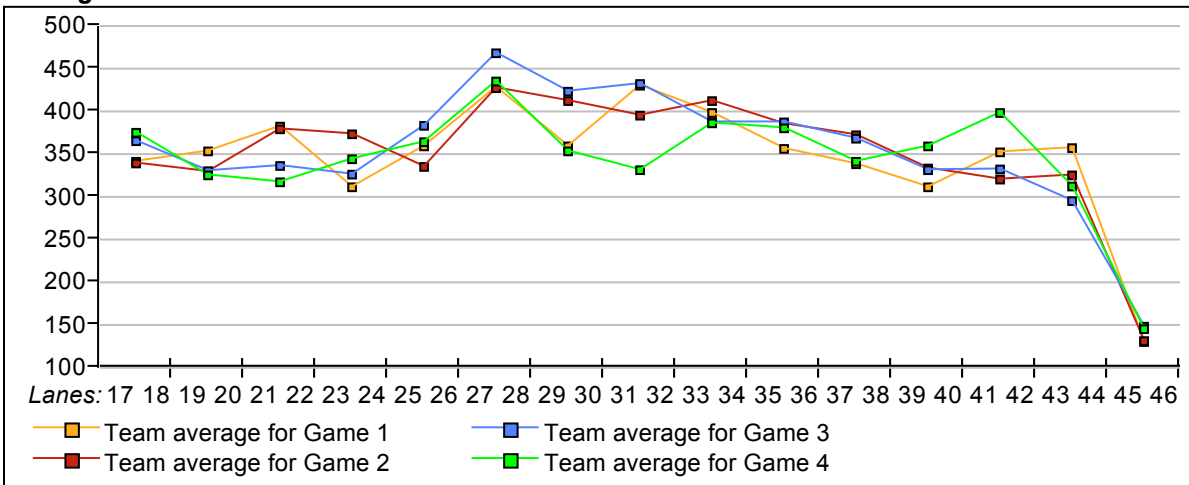
**Men & Women, Left & Right Handed Statistics***Unless designated left handed, bowlers are considered right handed.*

	<b>Over All</b>	<b>M-Rt</b>	<b>M-Left</b>	<b>W-Rt</b>	<b>W-Left</b>
How many people bowled	55	44	4	6	1
Number of games bowled	219	175	16	24	4
Actual average of week's scores	179.73	181.08	199.50	156.46	181.25
How many games above average	73	49	10	11	3
How many games below average	141	123	4	13	1
Pins above/below average per game	-8.95	-12.89	15.25	1.46	4.25
How many people raised average by this amount	15 1.30	10 0.69	3 2.42	1 4.89	1 0.34
How many people went down by this amount	40 -1.81	34 -2.02	1 -1.74	5 -0.37	-- 0.00
League average before bowling	189.28	194.55	184.80	155.57	177.86
League average after bowling	188.33	193.15	186.18	156.08	178.20
Change in league average	-0.96	-1.40	1.38	0.50	0.34
800s	13	12	1	--	--
775s	5	3	1	1	--
750s	6	5	--	1	--
725s	5	2	2	--	1
700s	6	5	--	1	--
675s	3	3	--	--	--
650s	3	3	--	--	--
625s	3	3	--	--	--
600s	4	4	--	--	--
575s	1	--	--	1	--
550s	2	2	--	--	--
525s	--	--	--	--	--
500s	2	2	--	--	--
475s	1	--	--	1	--
450s	--	--	--	--	--
425s	1	--	--	1	--
400s	--	--	--	--	--
below 400	--	--	--	--	--
300s	--	--	--	--	--
275s	--	--	--	--	--
250s	4	2	1	1	--
225s	21	16	4	1	--
200s	35	31	3	1	--
175s	58	48	3	4	3
150s	62	52	4	5	1
125s	27	20	--	7	--
100s	10	6	1	3	--
below 100	2	--	--	2	--

**Team Average vs Ave of Scores**



**Average of Scores for Each Game**



**Amount Over/Under Team Average**

