



# King or Queen Triples

Wednesday 6:50 pm

07/29/2009 Week 11 of 13

Lanes 35 - 38

## Stardust Bowl

Secretary/Treasurer: Shaun Ciesielski

**Send us a Friend Request on [www.MySpace.com/StardustBowl3](http://www.MySpace.com/StardustBowl3)**

League Standing Sheets are on [www.BowlStardust.com](http://www.BowlStardust.com) Sign up for Email Alerts  
 ~Join our Email List! Get League updates, Open Bowl Specials & Coupons!  
 ===== U P C O M I N G T O U R N A M E N T S =====  
 ~40 Frame Game Tournament: May 16 - August 16 Bowl Any Day, Any Time!  
 =====+==== F A L L L E A G U E S =====+=====

Our Fall League Bowlers get Discounts on Open Bowling ALL YEAR!  
 Have a chance to qualify for our Bowler of the Year Tournament. Win \$Cash\$ and FREE Bowling in any one league next season!  
 Look for our Fall League Schedule.

### Team Standings

Place	Lane #	Team Name	Points Won	Points Lost	%Won	Scratch Pins	Pins plus Handicap	High Game	HDCP Game	High Sers	HDCP Sers	Team Ave	Games Won	Games Lost
1	37	1 P.I.T.A.	122	98	55.5	19503	21657	751	812	1941	2126	588	18	15
2	38	4 Team #4	111	109	50.5	20210	21917	742	793	2051	2204	610	17	16
3	35	2 Team #2	111	109	50.5	19156	21301	692	742	2004	2109	579	16½	16½
4	36	3 Team #3	96	124	43.6	17538	21939	621	751	1692	2082	531	14½	18½

### Results of Last Week's Bowling.....

Lanes	Team Name	-1-	-2-	-3-	HDCP Total	Last Wk WON	Team Name	-1-	-2-	-3-	HDCP Total	Last Wk WON
35-36	Team #3	683	646	655	1984	15	Team #2	629	646	638	1913	5
37-38	Team #4	707	585	697	1989	11	P.I.T.A.	607	705	659	1971	9

**Weekly Bracket Results: Last Week's Cut Score: 635 w/handicap**

1. Bill H.	217	Bill H.	199
8. Glenn K.	162	Eric Sims	245 (\$14)
4. Eric S.	258	Eric S.	271
5. Kelly K.	212		
3. Shawn L.	143	Dave K.	279
6. Dave K.	202	Dave Krueger	248 (\$25)
2. Alex D.	165		
7. Tim S.	215	Tim S.	211

### Lane Assignments

35-36 37-38  
 12 08/05 2-3 1-4 { Position Round  
 13 08/12 { Roll-Off

### Individual High Averages

217.82 Dave Krueger 209.03 Tim Smith 207.67 Glenn Kosiara 205.57 Brian Mack 202.94 Alex DaCorte  
 199.73 Mike Filipoff 197.13 Kevin Quayle 189.90 Shawn Leavy 186.90 Kelly Krueger 186.08 Bill Hand

### High Individual Match Points

27 Dave Krueger 25 Alex DaCorte 24 Tim Smith 23 Glenn Kosiara 22 Brian Mack  
 22 Shawn Leavy 22 Mike Filipoff 18 Kevin Quayle 17 Eric Sims 17 Bill Hand

### Season High Scores

[Team Scratch Game](#)      [Team Scratch Series](#)      [Team Handicap Game](#)      [Team Handicap Series](#)  
 08/01/2009 6:11 pm Page 1 of 6      BLS-2008/as licensed to Paul Rather Stardust Bowl



# King or Queen Triples

Wednesday 6:50 pm

07/29/2009 Week 11 of 13

Lanes 35 - 38

## Stardust Bowl

### Team Scratch Game

751 P.I.T.A.  
742 Team #4  
692 Team #2

### Scratch Game

300 Brian Mack  
299 Dave Krueger  
299 Glenn Kosiara  
297 Alex DaCorte  
289 Tim Smith

### Team Scratch Series

2051 Team #4  
2004 Team #2  
1941 P.I.T.A.

### Scratch Series

812 Dave Krueger  
803 Tim Smith  
769 Brian Mack  
718 Glenn Kosiara  
707 Kevin Quayle

### Team Handicap Game

812 P.I.T.A.  
793 Team #4  
751 Team #3

### Handicap Game

323 Glenn Kosiara  
317 Alex DaCorte  
307 Dave Krueger  
306 Brian Mack  
303 Jeff Narjes

### Team Handicap Series

2204 Team #4  
2126 P.I.T.A.  
2109 Team #2

### Handicap Series

836 Dave Krueger  
803 Tim Smith  
801 Jeff Narjes  
787 Brian Mack  
760 Glenn Kosiara

### Most Improved Average

205 to 217.82 =+12.82 Dave Krueger    179 to 186.08 =+7.08 Bill Hand    201 to 207.67 =+6.67 Glenn Kosiara

### Last Week's Top Scores

### Team Scratch Game

664 Team #4  
642 P.I.T.A.  
576 Team #2

### Scratch Game

267 Dave Krueger  
245 Kelly Krueger  
244 Shawn Leavy  
238 Alex DaCorte  
235 Bill Hand  
234 Tim Smith  
225 Glenn Kosiara  
204 Brian Mack  
204 Mike Filipoff  
196 Jeff Narjes  
191 Kevin Quayle  
186 Eric Sims

### Team Scratch Series

1860 Team #4  
1782 P.I.T.A.  
1703 Team #2

### Scratch Series

660 Dave Krueger  
655 Alex DaCorte  
647 Bill Hand  
626 Tim Smith  
619 Glenn Kosiara  
610 Shawn Leavy  
581 Kelly Krueger  
570 Mike Filipoff  
547 Brian Mack  
530 Eric Sims  
517 Kevin Quayle  
416 Jeff Narjes

### Team Handicap Game

707 Team #4  
705 P.I.T.A.  
683 Team #3

### Handicap Game

275 Kelly Krueger  
272 Shawn Leavy  
269 Dave Krueger  
269 Bill Hand  
261 Jeff Narjes  
255 Alex DaCorte  
243 Tim Smith  
237 Eric Sims  
236 Glenn Kosiara  
222 Mike Filipoff  
214 Brian Mack  
209 Kevin Quayle

### Team Handicap Series

1989 Team #4  
1984 Team #3  
1971 P.I.T.A.

### Handicap Series

749 Bill Hand  
706 Alex DaCorte  
694 Shawn Leavy  
683 Eric Sims  
671 Kelly Krueger  
666 Dave Krueger  
653 Tim Smith  
652 Glenn Kosiara  
624 Mike Filipoff  
611 Jeff Narjes  
577 Brian Mack  
571 Kevin Quayle

### Team Rosters

Name	True Average	HDCP	Pins	Gms	-1-	-2-	-3-	Total	HDCP Total	Last Wk Won	High Game	HDCP High Game	HDCP High Sers	HDCP High Sers	Points Won	Points Lost	%Won	To Raise Avg +1
<b>1 - P.I.T.A.</b> Lane 37 HDCP=63 Ave=588																		
Shawn Leavy	189.90	27	5697	30	159	244	207	610	694	3.0	248	281	650	746	22.0	18.0	55.00%	573
Alex DaCorte	202.94	16	6697	33	238	207	210	655	706	3.0	297	317	682	742	25.0	19.0	56.82%	611
Kevin Quayle	197.13	20	4731	24	147	191	179	517	571	1.0	268	285	707	758	18.0	14.0	56.25%	615
<b>2 - Team #2</b> Lane 35 HDCP=71 Ave=579																		
Tim Smith	209.03	9	6898	33	201	234	191	626	653		289	289	803	803	24.0	20.0	54.55%	662
Eric Sims	165.33	49	4464	27	186	171	173	530	683	3.0	205	267	540	723	17.0	19.0	47.22%	516
Brian Mack	205.57	13	6167	30	172	171	204	547	577	1.0	300	306	769	787	22.0	22.0	50.00%	631
<b>3 - Team #3</b> Lane 36 HDCP=114 Ave=531																		
Bill Hand	186.08	30	4838	26	233	235	179	647	749	4.0	256	292	647	751	17.0	23.0	42.50%	585
Jeff Narjes	146.70	66	4841	33	130	90	196	416	611	1.0	232	303	588	801	15.0	29.0	34.09%	451
Mike Filipoff	199.73	18	6591	33	203	204	163	570	624	3.0	273	284	690	726	22.0	22.0	50.00%	609
<b>4 - Team #4</b> Lane 38 HDCP=43 Ave=610																		
Glenn Kosiara	207.67	11	6853	33	225	188	206	619	652	1.0	299	323	718	760	23.0	21.0	52.27%	635
Dave Krueger	217.82	2	7188	33	267	190	203	660	666	1.0	299	307	812	836	27.0	17.0	61.36%	660
Kelly Krueger	186.90	30	5607	30	172	164	245	581	671	3.0	248	275	684	684	15.0	25.0	37.50%	564

### Temporary Substitutes

Name	True Average	HDCP	Pins	Gms	-1-	-2-	-3-	Total	HDCP Total	Last Wk Won	High Game	HDCP High Game	HDCP High Sers	HDCP High Sers	Points Won	Points Lost	%Won	To Raise Avg +1
Shaun Ciesielski	197.92	20	2375	12				0	0		247	273	653	731	8.0	8.0	50.00%	595
Mike Kubacki Jr	189.00	27	567	3				0	0		209	236	567	648	1.0	3.0	25.00%	573
Rob Peterson	216.33	3	649	3				0	0		255	258	649	658	2.0	2.0	50.00%	653
Travis Pitchford	187.33	29	562	3				0	0		234	263	562	649	3.0	1.0	75.00%	566
Steve S	157.67	56	473	3				0	0		168	224	473	641	3.0	1.0	75.00%	475



# King or Queen Triples

Wednesday 6:50 pm

07/29/2009 Week 11 of 13

Lanes 35 - 38

## Stardust Bowl

**\*\* Last Week's High Scores for Immediate Release \*\***

Scratch Game		Scratch Game		Scratch Series		Scratch Series	
267	Dave Krueger	207	Shawn Leavy	660	Dave Krueger	517	Kevin Quayle
245	Kelly Krueger	206	Glenn Kosiara	655	Alex DaCorte	416	Jeff Narjes
244	Shawn Leavy	204	Brian Mack	647	Bill Hand		
238	Alex DaCorte	204	Mike Filipoff	626	Tim Smith		
235	Bill Hand	203	Dave Krueger	619	Glenn Kosiara		
234	Tim Smith	203	Mike Filipoff	610	Shawn Leavy		
233	Bill Hand	201	Tim Smith	581	Kelly Krueger		
225	Glenn Kosiara	196	Jeff Narjes	570	Mike Filipoff		
210	Alex DaCorte	191	Tim Smith	547	Brian Mack		
207	Alex DaCorte	191	Kevin Quayle	530	Eric Sims		





# King or Queen Triples

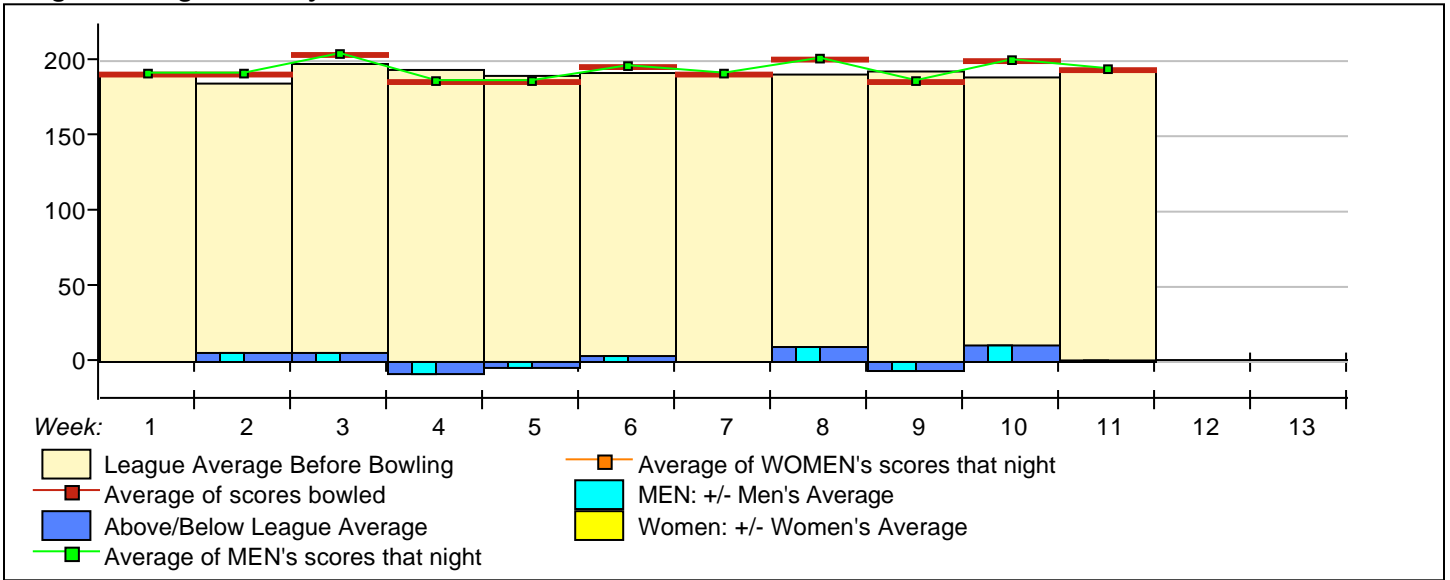
Wednesday 6:50 pm

07/29/2009 Week 11 of 13

Lanes 35 - 38

## Stardust Bowl

League Average Week-by-Week



STARDUST BOWL III



# King or Queen Triples

Wednesday 6:50 pm

07/29/2009 Week 11 of 13

Lanes 35 - 38

## Stardust Bowl

### Men & Women, Left & Right Handed Statistics

Unless designated left handed, bowlers are considered right handed.

	Over All	M-Rt	M-Left	W-Rt	W-Left
How many people bowled	12	10	2	0	0
Number of games bowled	36	30	6	0	0
Actual average of week's scores	193.83	201.07	157.67	0.00	0.00
How many games above average	17	13	4	0	0
How many games below average	19	17	2	0	0
Pins above/below average per game	1.50	1.27	2.67	0.00	0.00
How many people raised average	6	5	1	--	--
by this amount	1.55	1.57	1.42	0.00	0.00
how many people went down	6	5	1	--	--
by this amount	-1.34	-1.45	-0.80	0.00	0.00
League average before bowling	192.80	200.22	155.71	0.00	0.00
League average after bowling	192.90	200.28	156.02	0.00	0.00
Change in league average	0.10	0.06	0.31	0.00	0.00
800s	--	--	--	--	--
775s	--	--	--	--	--
750s	--	--	--	--	--
725s	--	--	--	--	--
700s	--	--	--	--	--
675s	--	--	--	--	--
650s	2	2	--	--	--
625s	2	2	--	--	--
600s	2	2	--	--	--
575s	1	1	--	--	--
550s	1	1	--	--	--
525s	2	1	1	--	--
500s	1	1	--	--	--
475s	--	--	--	--	--
450s	--	--	--	--	--
425s	--	--	--	--	--
400s	1	--	1	--	--
below 400	--	--	--	--	--
300s	--	--	--	--	--
275s	--	--	--	--	--
250s	1	1	--	--	--
225s	7	7	--	--	--
200s	9	9	--	--	--
175s	8	6	2	--	--
150s	8	6	2	--	--
125s	2	1	1	--	--
100s	--	--	--	--	--
below 100	1	--	1	--	--



# King or Queen Triples

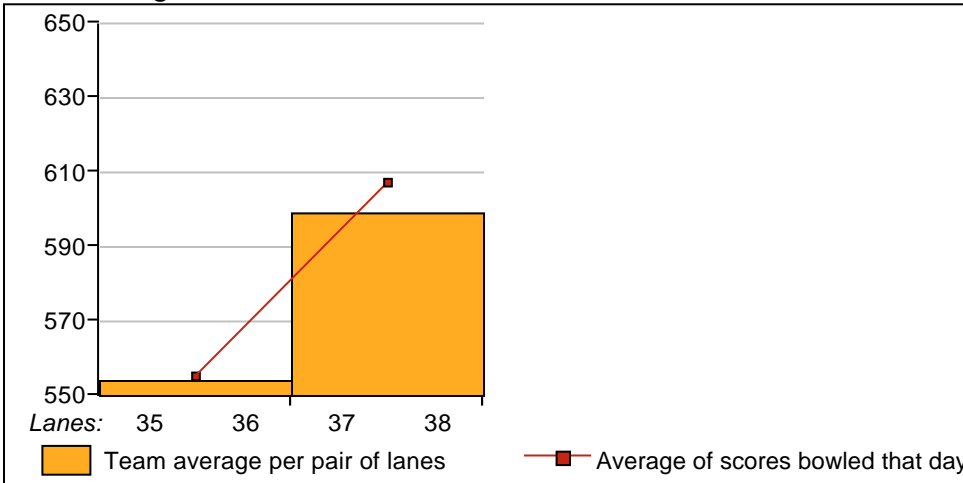
Wednesday 6:50 pm

07/29/2009 Week 11 of 13

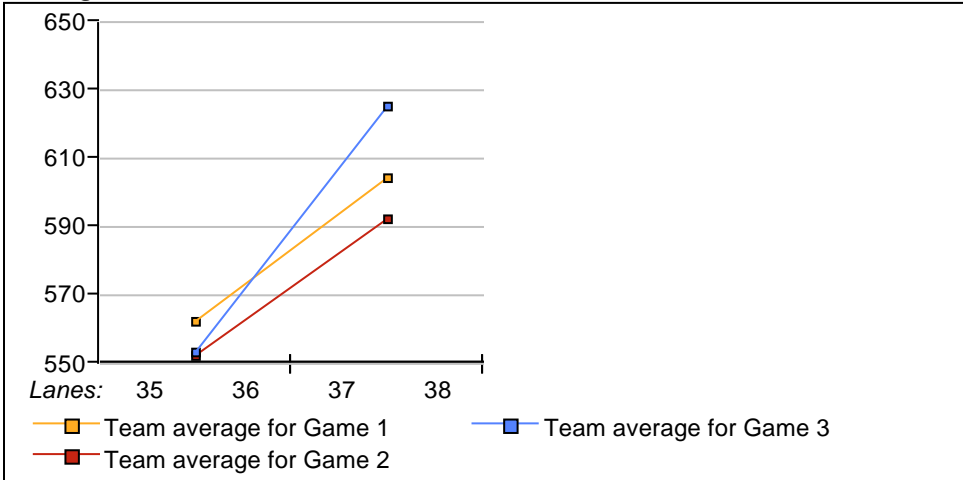
Lanes 35 - 38

## Stardust Bowl

**Team Average vs Ave of Scores**



**Average of Scores for Each Game**



**Amount Over/Under Team Average**

