



*Stardust Bowl III League*  
*Bowler of the Year Tournament*  
 Qualifying Round May 11th  
 Championship May 18th

**Holy Shepherd**

Sunday 6:00 PM

04/29/2012 Week 16 of 16

Lanes 17 - 28

Stardust Bowl

Thank you for bowling with us! We hope to see you next season!

President: Tim Russel is on Lane 21

Secretary/Treasurer: Dorothy Esch & Maureen Steinberg

Send us a Friend Request on [www.Facebook.com/StardustBowl3](http://www.Facebook.com/StardustBowl3)

League Standing Sheets are on [www.BowlStardust.com](http://www.BowlStardust.com) with Expanded Stats  
 Join our Email List for Standing Sheet updates, Bowling Specials & Coupons!  
 SUMMER LEAGUE NOW FORMING!! Sox vs Cubs, Money Doubles, Youth/Adult & MORE!

===== UPCOMING TOURNAMENTS =====

~Bowler of the Year Tournament May 11 & 18. Are you on [www.BowlStardust.com](http://www.BowlStardust.com)

~King of the Hill Spring Series March 23 - May 4

~King of the Hill Summer Series June 1 - August 17

~40 Frame Game Tournament May 5 - August 19 Bowl Any Day Any Time



Thanks for bowling! We hope you had a good time. See you next season!

**Team Standings**

Place	Lane	#	Team Name	Points Won	Points Lost	%Won	Scratch Pins	Pins + HDCP	Team Ave	High Game	HDCP Game	High Sers	HDCP Sers	Year-To-Date WON	Y-T-D LOST
1	21	3	Lucky Shots	77	35	68.8	31572	38292	657	750	904	2104	2599	77	35
2	24	5	The Lemon Drops	72	40	64.3	27565	38161	574	712	922	1921	2539	72	40
3	22	1	Pretenders	71 ½	40 ½	63.8	28801	38149	608	694	903	1989	2616	71 ½	40 ½
4	28	11	The Heathens	60	52	53.6	27821	37178	487	700	885	1958	2549	60	52
5	23	8	Holy Rollers	59	53	52.7	28076	37502	551	707	906	1920	2459	59	53
6	17	2	Quit Thinkin	58	54	51.8	23971	36892	499	601	872	1585	2385	58	54
7	27	6	Underachievers	57	55	50.9	20173	37021	406	497	859	1361	2433	57	55
8	25	4	3 Cupcakes and a Brow	54	58	48.2	21277	37147	448	549	869	1478	2474	54	58
9	20	7	Lucky 7's	51	61	45.5	25376	37229	536	660	898	1793	2507	51	61
10	26	10	Token Male	44 ½	67 ½	39.7	25899	37035	520	665	892	1853	2499	44 ½	67 ½
11	18	9	M and M	40	72	35.7	24409	36547	513	598	842	1625	2369	40	72
12	19	12	BYE	0	0		0	0	0	0	0	0	0	0	0

Review of Last Week's Bowling.....

Lanes	Team Name	HDCP -1-	HDCP -2-	HDCP -3-	HDCP Total	Last Wk WON	Team Name	HDCP -1-	HDCP -2-	HDCP -3-	HDCP Total	Last Wk WON
17-18	M and M	779	754	755	2288	7	BYE	0	0	0	0	0
19-20	Lucky Shots	758	833	799	2390	2	Pretenders	816	754	846	2416	5
21-22	The Lemon Drops	868	777	894	2539	7	The Heathens	814	718	739	2271	0
23-24	Quit Thinkin	745	854	776	2375	2	Holy Rollers	812	766	827	2405	5
25-26	Lucky 7's	734	736	714	2184	0	Underachievers	755	742	724	2221	7
27-28	3 Cupcakes and a B	867	811	747	2425	5	Token Male	796	830	704	2330	2

**Individual High Averages**

Men	Women
199.86 Roy Nowakowski	153.38 Mary Pearson
181.25 John Tritschler	151.39 Kimm Maznaritz
175.81 Dave Doan	137.40 Maureen Steinberg
173.29 Tim Russel	134.21 Rena Doan
166.26 Phillip Allan	132.16 Nikki Tuntland
165.35 Darren Warnock	130.62 Judy Tokarz
165.07 Gordon Johnson	126.78 Dorothy Esch
161.02 Dave Stanisz	123.13 Roberta Allan
160.38 Robert Steinberg	121.85 Lois Whitmore
158.75 Al Flores	119.10 Erin Ulan

**Season High Scores**

Team Scratch Game	Team Scratch Series	Team Handicap Game	Team Handicap Series
750 Lucky Shots	2104 Lucky Shots	922 The Lemon Drops	2616 Pretenders
712 The Lemon Drops	1989 Pretenders	906 Holy Rollers	2599 Lucky Shots
707 Holy Rollers	1958 The Heathens	904 Lucky Shots	2549 The Heathens
700 The Heathens	1921 The Lemon Drops	903 Pretenders	2539 The Lemon Drop
694 Pretenders	1920 Holy Rollers	898 Lucky 7's	2507 Lucky 7's

Bowlers must have completed a minimum of 32 games to be eligible for any league award.

**Season High Scores - Continued**

	Scratch Game		Scratch Series		Handicap Game		Handicap Series	
Men	300	Roy Nowakowski	783	Roy Nowakowski	304	Roy Nowakowski	795	Roy Nowakowski
	258	John Tritschler	641	John Tritschler	276	John Tritschler	716	John Tritschler
	242	Gordon Johnson	622	Dave Doan	272	Gordon Johnson	705	Dick Kutchek
	233	Dave Doan	591	Gordon Johnson	268	Dave Stanisz	697	Dave Doan
	232	Dave Stanisz	575	Tim Russel	264	Robert Steinberg	694	Darren Warnock
Women	214	Kimm Maznaritz	569	Kimm Maznaritz	279	Linda Johnson	686	Ramona Burns
	206	Linda Johnson	518	Mary Pearson	274	Maureen Steinberg	681	Patti Tritschler
	200	Maureen Steinberg	497	Maureen Steinberg	269	Ramona Burns	680	Rena Doan
	193	Nikki Tuntland	488	Rena Doan	258	Nikki Tuntland	677	Maureen Steinberg
	186	Rena Doan	482	Nikki Tuntland	255	Erin Ulan	677	Nikki Tuntland

**Season Game Over Average  
Game - Ave = Difference**

Men	300 - 195 = 105	Roy Nowakowski
	258 - 180 = 78	John Tritschler
	242 - 166 = 76	Gordon Johnson
	232 - 160 = 72	Dave Stanisz
	227 - 158 = 69	Robert Steinberg
Women	206 - 118 = 88	Linda Johnson
	200 - 117 = 83	Maureen Steinberg
	176 - 96 = 80	Ramona Burns
	193 - 127 = 66	Nikki Tuntland
	175 - 111 = 64	Erin Ulan

**Season Series over Average  
Series - Ave = Difference**

783 - 585 = 198	Roy Nowakowski
540 - 414 = 126	Dick Kutchek
638 - 513 = 125	John Tritschler
414 - 294 = 120	Mike Saberniak
532 - 417 = 115	Darren Warnock
407 - 288 = 119	Ramona Burns
379 - 267 = 112	Doris Mager
423 - 312 = 111	Patti Tritschler
488 - 384 = 104	Rena Doan
455 - 351 = 104	Maureen Steinberg

**Most Improved Average**

Men	108	to	121.17	= +13.17	Ryan Eckart	138	to	146.90	= +8.90	Dick Kutchek	122	to	130.65	= +8.65	Joe Tritschler
Women	95	to	106.74	= +11.74	Candycy Mehler	85	to	94.81	= +9.81	Roddie Otterman	94	to	102.77	= +8.77	Kari Eckart

**Most Un-Improved Averages**

Men	183	to	161.02	= -21.98	Dave Stanisz	183	to	165.35	= -17.65	Darren Warnock	203	to	188.90	= -14.10	Mike Schutz
Women	160	to	151.39	= -8.61	Kimm Maznaritz	135	to	126.78	= -8.22	Dorothy Esch	129	to	123.13	= -5.87	Roberta Allan

**Last Week's Top Scores**

	Team Scratch Game		Team Scratch Series		Team Handicap Game		Team Handicap Series	
Men	705	Lucky Shots	2006	Lucky Shots	894	The Lemon Drops	2539	The Lemon Drop
	688	The Lemon Drops	1921	The Lemon Drops	867	3 Cupcakes and a Brow	2425	3 Cupcakes and
	662	Pretenders	1901	Holy Rollers	854	Quit Thinkin	2416	Pretenders
	659	Holy Rollers	1864	Pretenders	846	Pretenders	2405	Holy Rollers
	629	The Heathens	1716	The Heathens	833	Lucky Shots	2390	Lucky Shots
Men	258	John Tritschler	595	John Tritschler	276	John Tritschler	680	Mike Arthur
	227	Robert Steinberg	563	Mike Arthur	264	Robert Steinberg	657	Joe Tritschler
	210	Mike Arthur	543	Mike Schutz	251	Dave Mehler	656	Richard Otterman Jr
	209	Dave Mehler	540	Robert Steinberg	249	Mike Arthur	651	Robert Steinberg
	205	Darren Warnock	535	Darren Warnock	241	Chris Mikuly	649	John Tritschler
Women	173	Kimm Maznaritz	497	Maureen Steinberg	237	Mary Jo Mehler	671	Maureen Steinberg
	171	Maureen Steinberg	455	Kimm Maznaritz	229	Maureen Steinberg	628	Judy Tokarz
	164	Rena Doan	439	Judy Tokarz	224	Rena Doan	617	Mary Jo Mehler
	160	Nikki Tuntland	421	Rena Doan	222	Nikki Tuntland	602	Patti Tritschler
	156	Judy Tokarz	415	Nikki Tuntland	220	Lois Whitmore	601	Rena Doan
						601	Nikki Tuntland	

**Weekly Game Over Average  
Game - Ave = Difference**

Men	258 - 180 = 78	John Tritschler
	227 - 158 = 69	Robert Steinberg
	209 - 153 = 56	Dave Mehler
	210 - 156 = 54	Mike Arthur
	168 - 118 = 50	Chris Mikuly
Women	150 - 103 = 47	Mary Jo Mehler
	171 - 135 = 36	Maureen Steinberg
	164 - 133 = 31	Rena Doan
	160 - 131 = 29	Nikki Tuntland
	149 - 121 = 28	Lois Whitmore

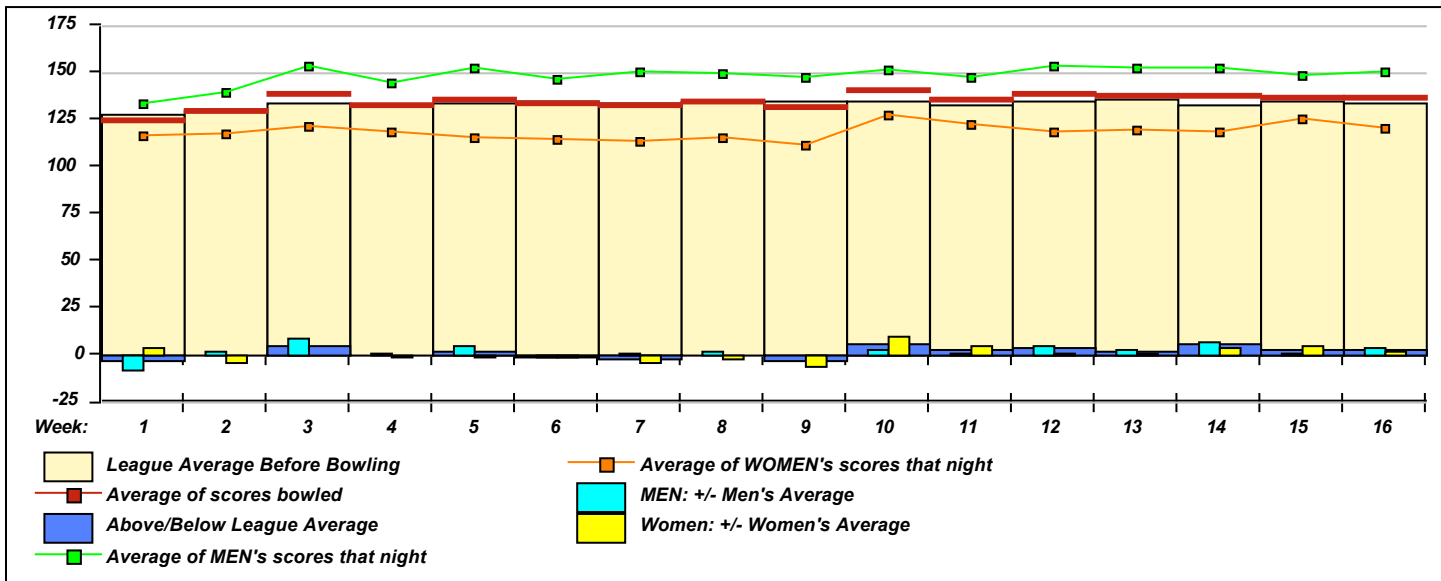
**Weekly Series over Average  
Series - Ave = Difference**

563 - 468 = 95	Mike Arthur
465 - 384 = 81	Joe Tritschler
464 - 384 = 80	Richard Otterman Jr
388 - 309 = 79	Ed Tlucek
422 - 354 = 68	Chris Mikuly
497 - 405 = 92	Maureen Steinberg
439 - 387 = 52	Judy Tokarz
356 - 309 = 47	Mary Jo Mehler
377 - 348 = 29	Patti Tritschler
421 - 399 = 22	Rena Doan
415 - 393 = 22	Nikki Tuntland

Team Results																				
Name	Lane	True							HDCP High					To Raise		To Drop		Most Improved		
		Average	HDCP	Pins	Gms	-1-	-2-	-3-	Total	Total	Game	Game	Sers	Sers	Avg +1	Avg -1	200's	600's	Ave	+/-
<b>1 - Pretenders Lane 22 HDCP=170 Ave=608</b>																				
Dennis J. Bork		119.67	72	5744	48	118	99	95	312	528	176	250	424	646	376	324	--	--	133	-13.33
Craig Mikuly		132.59	61	5171	39				0	0	185	254	442	661	415	372	--	--	128	+4.59
Mike Arthur		158.51	37	7133	45	209	144	210	563	680	210	249	563	680	499	450	3	--	165	-6.49
Roy Nowakowski		199.86	0	7195	36	a189	a189	a189	567	567	300	304	783	795	605	565	16	4	194	+5.86
Chris Mikuly		123.20	69	1848	15	116	138	168	422	641	168	241	422	641	384	365	--	--		
<b>2 - Quit Thinkin Lane 17 HDCP=269 Ave=499</b>																				
Josh Russel		135.77	58	6517	48	145	128	139	412	586	189	237	521	665	419	367	--	--	139	-3.23
Candyce Mehler		106.74	84	4163	39	a96	a96	a96	288	540	164	252	371	632	331	288	--	--	95	+11.74
Mary Jo Mehler		104.38	86	5010	48	97	150	109	356	617	167	253	356	617	345	293	--	--	103	+1.38
Dave Mehler		154.58	41	7420	48	136	209	161	506	632	209	251	517	647	485	433	1	--	151	+3.58
<b>3 - Lucky Shots Lane 21 HDCP=127 Ave=657</b>																				
Tim Russel		173.29	24	8318	48	153	193	183	529	601	223	249	575	662	556	504	4	--	179	-5.71
Dave Stanisz		161.02	35	7729	48	132	159	136	427	529	232	268	569	677	533	481	1	--	183	-21.98
Kenneth Bork		158.08	37	7588	48	140	190	185	515	629	204	247	528	648	521	469	2	--	152	+6.08
Darren Warnock		165.35	31	7937	48	205	163	167	535	631	214	254	566	694	529	477	6	--	183	-17.65
<b>4 - 3 Cupcakes and a Brownie Lane 25 HDCP=316 Ave=448</b>																				
Doris Mager		92.56	97	4443	48	97	97	77	271	562	138	236	379	676	300	248	--	--	84	+8.56
Lois Whitmore		121.85	71	5849	48	149	114	110	373	586	171	243	437	659	373	321	--	--	116	+5.85
Judy S. Tokarz		130.62	63	5486	42	156	146	137	439	628	180	245	439	637	409	363	--	--	131	-0.38
Ed Tluczek		105.07	85	4413	42	147	136	105	388	649	147	234	388	649	357	311	--	--	101	+4.07
Carol Asche		77.33	110	464	6				0	0	105	227	272	638	238	228	--	--		
Ray Lesnar		89.33	99	268	3				0	0	98	197	268	565	272	265	--	--		
<b>5 - The Lemon Drops Lane 24 HDCP=202 Ave=574</b>																				
Patti Tritschler		117.46	74	5638	48	132	114	131	377	602	175	253	426	681	380	328	--	--	114	+3.46
Joe Tritschler		130.65	63	5618	43	173	144	148	465	657	182	249	465	665	408	361	--	--	122	+8.65
Dick Kutchek		146.90	48	7051	48	158	175	151	484	631	205	260	540	705	446	394	1	--	138	+8.90
John Tritschler		181.25	17	8700	48	199	138	258	595	649	258	276	641	716	582	530	11	2	185	-3.75
<b>6 - Underachievers Lane 27 HDCP=353 Ave=406</b>																				
Ryan Eckart		121.17	71	5816	48	118	128	93	339	552	177	249	469	685	406	354	--	--	108	+13.17
Kari Eckart		102.77	88	4933	48	112	118	81	311	575	147	237	392	662	320	268	--	--	94	+8.77
Shawn Boswell		88.21	100	2117	24	82	60	97	239	536	124	230	347	683	286	258	--	--	88	+0.21
Kim Boswell		95.33	94	2288	24	91	84	101	276	558	158	257	330	627	304	276	--	--	95	+0.33
Tami Smolen		95.00	94	1995	21				0	0	139	241	367	658	309	284	--	--	93	+2.00
Ron Smolen		116.52	75	2447	21				0	0	158	235	399	630	361	336	--	--	122	-5.48
Gary Justak		118.33	73	355	3				0	0	135	208	355	574	359	352	--	--		
Karen Justak		74.00	113	222	3				0	0	76	189	222	561	228	221	--	--		
<b>7 - Lucky 7's Lane 20 HDCP=235 Ave=536</b>																				
Mike E. Saberniak		106.90	84	4490	42	102	101	98	301	550	160	251	414	687	325	279	--	--	121	-14.10
Erin Ulan		119.10	72	5717	48	117	120	102	339	555	175	255	420	660	403	351	--	--	113	+6.10
Mary Pearson		153.38	42	6442	42	a143	a143	a143	429	555	180	224	518	653	488	442	--	--	150	+3.38
Al Flores		158.75	37	5715	36	139	139	138	416	524	217	256	555	654	486	446	2	--	166	-7.25
<b>8 - Holy Rollers Lane 23 HDCP=222 Ave=551</b>																				
Maureen Steinberg		137.40	56	6183	45	169	157	171	497	671	200	274	497	677	441	392	1	--	132	+5.40
Dorothy Esch		126.78	66	5705	45	149	81	91	321	513	174	236	473	659	391	342	--	--	135	-8.22
Joe Esch		128.92	64	1547	12				0	0	171	237	398	593	388	372	--	--	128	+0.92
Robert Steinberg		160.38	36	6736	42	145	168	227	540	651	227	264	567	681	509	463	3	--	173	-12.62
Mike Schutz		188.90	10	5667	30	181	192	170	543	570	286	305	734	791	570	536	8	2	203	-14.10
<b>9 - M and M Lane 18 HDCP=257 Ave=513</b>																				
Phillip R. Allan		166.26	30	6484	39	179	135	144	458	545	222	250	567	666	530	487	4	--	173	-6.74
Roberta E. Allan		123.13	69	4802	39	100	113	133	346	553	162	230	409	619	406	363	--	--	129	-5.87
Richard L. Otterman Jr		130.44	63	5870	45	158	166	140	464	656	193	257	465	657	418	369	--	--	125	+5.44
Roddie M. Otterman		94.81	95	4551	48	86	84	82	252	534	124	216	322	591	294	242	--	--	85	+9.81
Ryan Otterman		111.67	80	335	3				0	0	127	207	335	575	337	330	--	--		
<b>10 - Token Male Lane 26 HDCP=251 Ave=520</b>																				
Ramona R. Burns		103.09	87	4639	45	114	102	89	305	566	176	269	407	686	353	304	--	--	96	+7.09
Nikki Tuntland		132.16	61	5947	45	143	160	112	415	601	193	258	482	677	437	388	--	--	127	+5.16
Kyle E. Govert		134.84	59	6068	45	114	158	127	399	576	179	238	485	674	412	363	--	--	130	+4.84
Kimm A. Maznaritz		151.39	44	5450	36	173	158	124	455	587	214	245	569	629	478	438	2	--	160	-8.61
Mark Maznaritz		187.67	11	2815	15				0	0	234	247	619	664	569	550	6	1		
Troy Govert		163.33	33	980	6				0	0	191	225	492	594	496	486	--	--		

Name	True			-1-	-2-	-3-	Total	HDCP High		HDCP High		HDCP To Raise		To Drop		Most Improved			
	Average	HDCP	Pins Gms					Total	Game	Game	Sers	Sers	Avg +1	Avg -1	200's	600's	Ave	+/-	
11 - The Heathens Lane 28 HDCP=280 Ave=487																			
Linda A. Johnson	117.71	74	5297	45	107	113	129	349	571	206	279	412	618	367	318	1	--	118	-0.29
Rena Doan	134.21	59	6442	48	164	138	119	421	601	186	245	488	680	443	391	--	--	136	-1.79
Gordon Johnson	165.07	31	7428	45	171	142	143	456	546	242	272	591	681	540	491	3	--	173	-7.93
Olivia Doan	71.33	116	214	3				0	0	72	188	214	562	218	211	--	--		
Dave A. Doan	175.81	22	7384	42	187	140	163	490	553	233	257	622	697	536	490	6	2	180	-4.19
Jillian Doan	85.00	103	255	3				0	0	98	201	255	564	261	254	--	--		
12 - BYE Lane 19 HDCP=0 Ave=0																			

League Average Week-by-Week



# STARDUST BOWL III

**\*\*\* Last Week's High Scores for Immediate Release \*\*\***

	Scratch Game		Scratch Game		Scratch Series		Scratch Series	
Men	258	John Tritschler	187	Dave Doan	595	John Tritschler	465	Joe Tritschler
	227	Robert Steinberg	185	Kenneth Bork	563	Mike Arthur	464	Richard Otterman Jr
	210	Mike Arthur	183	Tim Russel	543	Mike Schutz	458	Phillip Allan
	209	Mike Arthur	181	Mike Schutz	540	Robert Steinberg	456	Gordon Johnson
	209	Dave Mehler	179	Phillip Allan	535	Darren Warnock	427	Dave Stanisz
	205	Darren Warnock	175	Dick Kutchek	529	Tim Russel	422	Chris Mikuly
	199	John Tritschler	173	Joe Tritschler	515	Kenneth Bork	416	Al Flores
	193	Tim Russel	171	Gordon Johnson	506	Dave Mehler	412	Josh Russel
	192	Mike Schutz	170	Mike Schutz	490	Dave Doan	399	Kyle Govert
	190	Kenneth Bork	168	Robert Steinberg	484	Dick Kutchek	388	Ed Tlucek
Women	173	Kimm Maznaritz	149	Lois Whitmore	497	Maureen Steinberg	339	Erin Ulan
	171	Maureen Steinberg	146	Judy Tokarz	455	Kimm Maznaritz	321	Dorothy Esch
	169	Maureen Steinberg	143	Nikki Tuntland	439	Judy Tokarz	311	Kari Eckart
	164	Rena Doan	138	Rena Doan	421	Rena Doan	305	Ramona Burns
	160	Nikki Tuntland	137	Judy Tokarz	415	Nikki Tuntland	276	Kim Boswell
	158	Kimm Maznaritz	133	Roberta Allan	377	Patti Tritschler	271	Doris Mager
	157	Maureen Steinberg	132	Patti Tritschler	373	Lois Whitmore	252	Roddie Otterman
	156	Judy Tokarz	131	Patti Tritschler	356	Mary Jo Mehler		
	150	Mary Jo Mehler	129	Linda Johnson	349	Linda Johnson		
	149	Dorothy Esch	124	Kimm Maznaritz	346	Roberta Allan		

# STARDUST BOWL III

**Bracket Payments**

<u>Bowler</u>	<u>Lane</u>	<u>Refund</u>	<u>Winnings</u>	<u>Amt Paid</u>	<u>Balance Due</u>
---------------	-------------	---------------	-----------------	-----------------	--------------------



**National Association Awards Earned Last Week**

Name	ID Number	Award Average	Award Games	G1	G2	G3	Series	Award Score	Award Received
Dave Mehler	-	153	45	136	209	161	506	209	200 Game (USBC Awards)
Chris Mikuly	-	118	12	116	138	168	422	422	400 Series (USBC Awards)
	-	118	12	116	138	168	422	168	150 Game (USBC Awards)
Robert Steinberg	-	158	39	145	168	227	540	227	225 Game (USBC Awards)

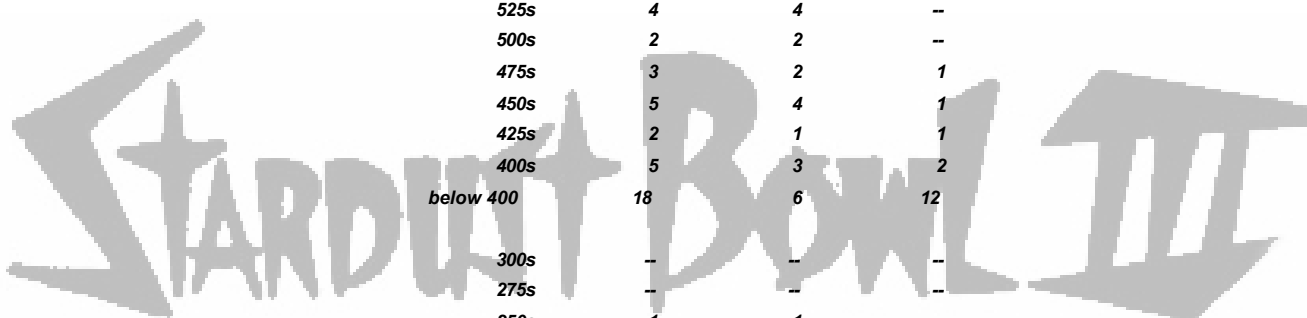
**Local and Bowling Center Awards**

Name	ID Number	Award Average	Award Games	G1	G2	G3	Series	Award Score	Award Received
John Tritschler	-	180	45	199	138	258	595	258	75 Pins Over Ave Game (Bowling Center)

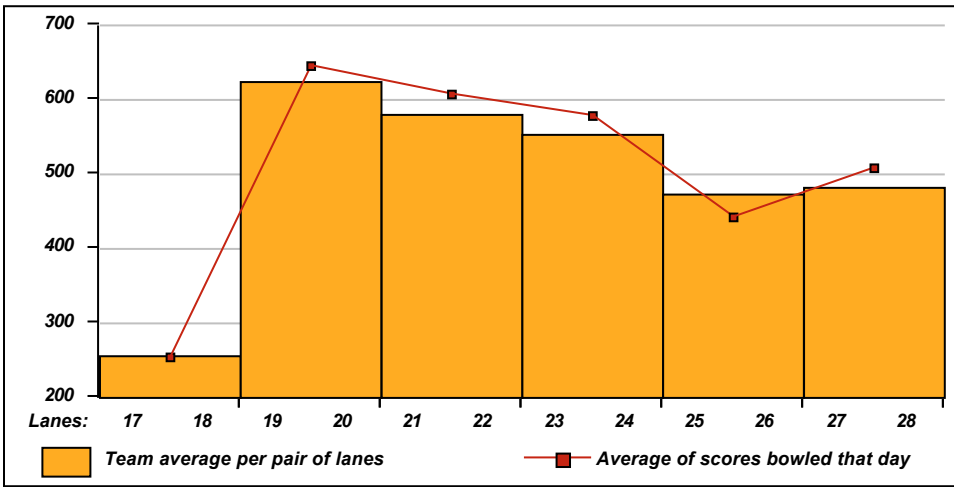
# STARDUST BOWL III

**This Week's Statistics**

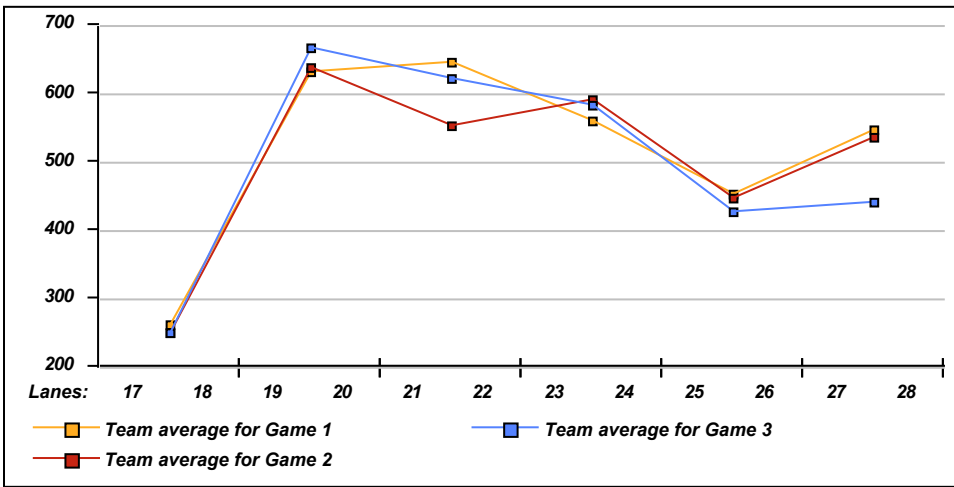
	<u>Over All</u>	<u>Men</u>	<u>Women</u>
How many people bowled	41	24	17
Number of games bowled	123	72	51
Actual average of week's scores	137.41	149.97	119.67
How many games above average	64	37	27
How many games below average	59	35	24
Pins above/below average per game	3.70	4.60	2.43
How many people raised average	22	13	9
by this amount	1.11	1.42	0.65
How many people went down	19	11	8
by this amount	-0.76	-0.95	-0.50
League average before bowling	134.27	145.92	117.82
League average after bowling	134.51	146.25	117.93
Change in league average	0.24	0.34	0.11
800s	--	--	--
775s	--	--	--
750s	--	--	--
725s	--	--	--
700s	--	--	--
675s	--	--	--
650s	--	--	--
625s	--	--	--
600s	--	--	--
575s	1	1	--
550s	1	1	--
525s	4	4	--
500s	2	2	--
475s	3	2	1
450s	5	4	1
425s	2	1	1
400s	5	3	2
below 400	18	6	12
300s	--	--	--
275s	--	--	--
250s	1	1	--
225s	1	1	--
200s	4	4	--
175s	10	10	--
150s	25	16	9
125s	36	26	10
100s	26	7	19
below 100	20	7	13



Team Average vs Ave of Scores



Average of Scores for Each Game



Amount Over/Under Team Average

