



STARDUST BOWL League Bowlers ONLY

Runs December 9-22 with Separate Men & Women Divisions
***Guaranteed 1st Place \$300 & Free Tournament Entries**
 \$5.00 to Enter, Covers Best of 2 Weeks Scores. If you miss Week 1, Enter for \$3.00 on Week 2

Ten to Bowl Fall '10

Tuesday 6:00 pm

12/14/2010 Week 11 of 11

Lanes 1 - 6

Stardust Bowl

Thank you for bowling with us! We hope to see you next season!

Send us a Friend Request on www.Facebook.com/StardustBowl3

You may edit, add or remove the messages for the standing sheet on the Standing Sheet Setup (menu item D-7)
 When you edit the messages, be sure to remove or type over these instructions.

Important Messages

You may edit, add or remove the messages for the standing sheet on the Standing Sheet Setup (menu item D-7)
 When you edit the messages, be sure to remove or type over these instructions

Thanks for bowling! We hope you had a good time. See you next season!

Team Standings

Place	Lane	#	Team Name	Points Won	Points Lost	%Won	Scratch Pins	Pins + HDCP	Team Ave	High Game	HDCP Game	High Sers	HDCP Sers	Year-To-Date WON	Y-T-D LOST
1	2	5	Firestarters	35	20	63.6	6650	8874	301	400	492	699	913	35	20
2	5	4	White Cubs	31	24	56.4	6788	8686	311	397	488	771	953	31	24
3	4	1	Team 1	31	24	56.4	3719	8171	168	208	416	409	825	31	24
4	1	2	Team 2	27	28	49.1	3472	8304	159	195	414	358	796	27	28
5	6	6	Team 6	25	30	45.5	4546	8338	205	255	423	474	820	25	30
6	3	3	Team 3	14	41	25.5	4343	7774	206	276	429	488	777	14	41

Review of Last Week's Bowling.....

Lanes	Team Name	HDCP -1-	HDCP -2-	HDCP Total	Last Wk WON	Team Name	HDCP -1-	HDCP -2-	HDCP Total	Last Wk WON
1-2	Team 2	391	381	772	3	Team 3	364	396	760	2
3-4	Team 1	385	396	781	0	Firestarters	405	441	846	5
5-6	White Cubs	397	391	788	5	Team 6	361	370	731	0

Individual High Averages

Men	173.05	Mike DalSanto	Women	95.68	Angela Johnso	Boys	151.95	Andreew Mielca	Girls	111.33	CJ DalSanto
	138.05	Ellis Diaz					150.32	Richie Patsche		95.63	Belle Diaz
	110.95	Michael Bleau					98.14	Brendan Dema		89.27	Helena Lasky
							70.91	Adam Gustas		70.20	Sarah Combis

Season High Scores

	Team Scratch Game	Team Scratch Series	Team Handicap Game	Team Handicap Series
	400 Firestarters	771 White Cubs	492 Firestarters	953 White Cubs
	397 White Cubs	699 Firestarters	488 White Cubs	913 Firestarters
	276 Team 3	488 Team 3	429 Team 3	825 Team 1
	255 Team 6	474 Team 6	423 Team 6	820 Team 6
	208 Team 1	409 Team 1	416 Team 1	796 Team 2
Bowlers must have completed a minimum of 14 games to be eligible for any league award.				
	Scratch Game	Scratch Series	Handicap Game	Handicap Series
Men	235 Mike DalSanto	450 Mike DalSanto	261 Mike DalSanto	502 Mike DalSanto
	181 Ellis Diaz	321 Ellis Diaz	250 Ellis Diaz	451 Ellis Diaz
	163 Michael Bleau	264 Michael Bleau	237 Michael Bleau	418 Michael Bleau
Women	131 Angela Johnson	229 Angela Johnson	237 Angela Johnson	441 Angela Johnson
Boys	217 Richie Patsches	378 Richie Patsches	263 Richie Patsches	485 Richie Patsches
	205 Andreew Mielcarek	355 Andreew Mielcarek	254 Andreew Mielcarek	453 Andreew Mielcarek
	133 Brendan Demantes	240 Brendan Demantes	225 Adam Gustas	432 Adam Gustas
	107 Adam Gustas	196 Adam Gustas	225 Brendan Demantes	424 Brendan Demantes

Season High Scores - Continued

<i>Girls</i>	159	CJ DalSanto	260	CJ DalSanto	240	CJ DalSanto	429	Sarah Combis
	140	Belle Diaz	228	Belle Diaz	230	Sarah Combis	417	CJ DalSanto
	128	Helena Lasky	207	Helena Lasky	224	Helena Lasky	402	Belle Diaz
	110	Sarah Combis	181	Sarah Combis	219	Belle Diaz	401	Helena Lasky

Most Improved Average

<i>Men</i>	135	to 138.05	= +3.05	Ellis Diaz	173	to 173.05	= +0.05	Mike DalSanto	117	to 110.95	= -6.05	Michael Bleau
<i>Women</i>	95	to 95.68	= +0.68	Angela Johnson								
<i>Boys</i>	126	to 151.95	= +25.95	Andreew Mielcar	143	to 150.32	= +7.32	Richie Patsches	67	to 70.91	= +3.91	Adam Gustas
<i>Girls</i>	68	to 95.63	= +27.63	Belle Diaz	70	to 89.27	= +19.27	Helena Lasky	103	to 111.33	= +8.33	CJ DalSanto

Most Un-Improved Averages

<i>Men</i>	117	to 110.95	= -6.05	Michael Bleau	173	to 173.05	= +0.05	Mike DalSanto	135	to 138.05	= +3.05	Ellis Diaz
<i>Women</i>	95	to 95.68	= +0.68	Angela Johnson								
<i>Boys</i>	101	to 98.14	= -2.86	Brendan Demant	67	to 70.91	= +3.91	Adam Gustas	143	to 150.32	= +7.32	Richie Patsches
<i>Girls</i>	67	to 70.20	= +3.20	Sarah Combis	103	to 111.33	= +8.33	CJ DalSanto	70	to 89.27	= +19.27	Helena Lasky

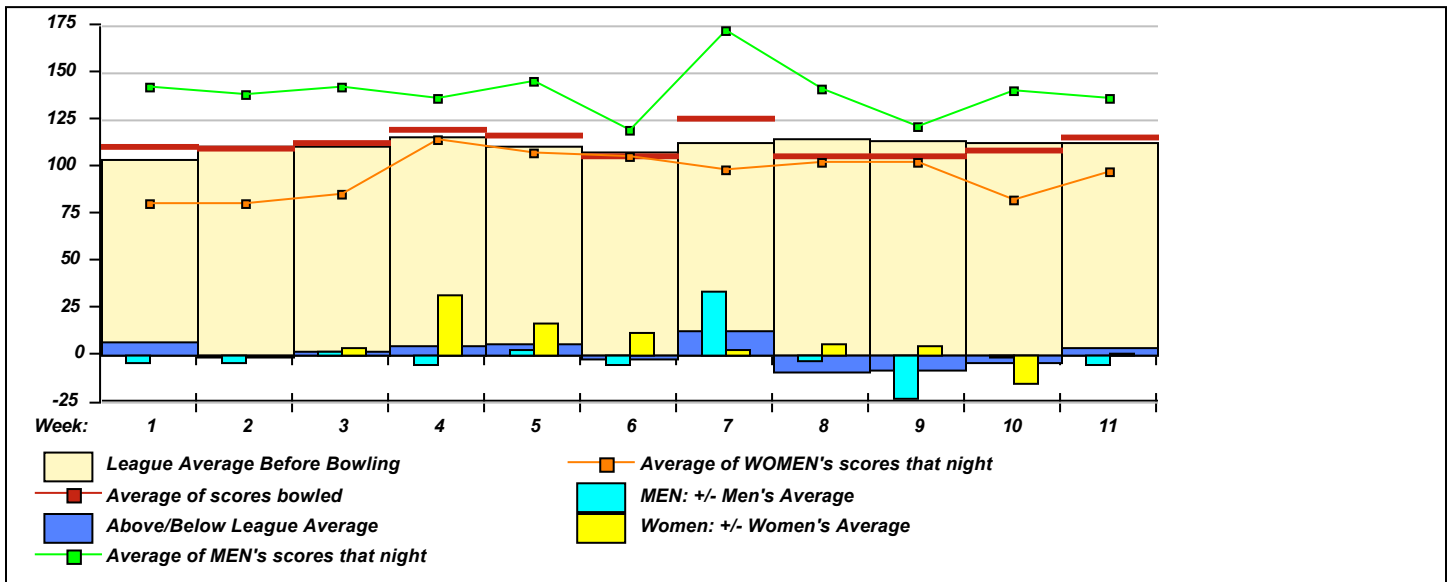
Last Week's Top Scores

Team Scratch Game		Team Scratch Series		Team Handicap Game		Team Handicap Series		
350	Firestarters	664	Firestarters	441	Firestarters	846	Firestarters	
317	White Cubs	628	White Cubs	397	White Cubs	788	White Cubs	
222	Team 3	412	Team 3	396	Team 1	781	Team 1	
197	Team 6	385	Team 6	396	Team 3	772	Team 2	
188	Team 1	365	Team 1	391	Team 2	760	Team 3	
Scratch Game		Scratch Series		Handicap Game		Handicap Series		
<i>Men</i>	172	Mike DalSanto	317	Mike DalSanto	223	Ellis Diaz	425	Ellis Diaz
	166	Ellis Diaz	311	Ellis Diaz	195	Mike DalSanto	363	Mike DalSanto
	101	Michael Bleau	191	Michael Bleau	180	Michael Bleau	349	Michael Bleau
<i>Women</i>	107	Angela Johnson	194	Angela Johnson	201	Angela Johnson	382	Angela Johnson
<i>Boys</i>	182	Richie Patsches	351	Richie Patsches	229	Richie Patsches	445	Richie Patsches
	181	Andreew Mielcarek	313	Andreew Mielcarek	225	Adam Gustas	432	Adam Gustas
	107	Adam Gustas	196	Adam Gustas	225	Andreew Mielcarek	401	Andreew Mielcarek
	88	Brendan Demantes	169	Brendan Demantes	178	Brendan Demantes	349	Brendan Demantes
<i>Girls</i>	123	CJ DalSanto	212	Belle Diaz	208	Belle Diaz	402	Belle Diaz
	113	Belle Diaz	200	CJ DalSanto	203	Helena Lasky	393	Helena Lasky
	103	Helena Lasky	193	Helena Lasky	202	CJ DalSanto	379	Sarah Combis
	84	Sarah Combis	145	Sarah Combis	201	Sarah Combis	358	CJ DalSanto

Team Results

Name	True Average	HDCP	Pins	Gms	-1-	-2-	Total	HDCP Total	High Game	HDCP High Game	High Sers	HDCP Sers	To Raise Avg +1	To Drop Avg -1	225's	650's	Most Improved Ave	+/-
1 - Team 1 Lane 4 HDCP=208 Ave=168																		
Adam Gustas	70.91	117	1560	22	89	107	196	432	107	225	196	432	144	119	--	--	67	+3.91
Brendan Demantes	98.14	91	2159	22	88	81	169	349	133	225	240	424	217	192	--	--	101	-2.86
2 - Team 2 Lane 1 HDCP=216 Ave=159																		
Sarah Combis	70.20	117	1404	20	84	61	145	379	110	230	181	429	158	135	--	--	67	+3.20
Helena Lasky	89.27	99	1964	22	90	103	193	393	128	224	207	401	196	171	--	--	70	+19.27
3 - Team 3 Lane 3 HDCP=174 Ave=206																		
CJ DalSanto	111.33	80	2338	21	77	123	200	358	159	240	260	417	238	214	--	--	103	+8.33
Belle Diaz	95.63	94	1817	19	113	99	212	402	140	219	228	402	199	177	--	--	68	+27.63
4 - White Cubs Lane 5 HDCP=79 Ave=311																		
Ellis Diaz	138.05	55	2761	20	145	166	311	425	181	250	321	451	297	274	--	--	135	+3.05
Mike DalSanto	173.05	24	3461	20	172	145	317	363	235	261	450	502	367	344	1	--	173	+0.05
5 - Firestarters Lane 2 HDCP=89 Ave=301																		
Richie Patsches	150.32	45	3307	22	182	169	351	445	217	263	378	485	317	292	--	--	143	+7.32
Andreew Mielcarek	151.95	44	3343	22	132	181	313	401	205	254	355	453	305	280	--	--	126	+25.95
6 - Team 6 Lane 6 HDCP=175 Ave=205																		
Angela Johnson	95.68	94	2105	22	87	107	194	382	131	237	229	441	199	174	--	--	95	+0.68
Michael Bleau	110.95	81	2441	22	101	90	191	349	163	237	264	418	223	198	--	--	117	-6.05

League Average Week-by-Week



***** Last Week's High Scores for Immediate Release *****

	<u>Scratch Game</u>		<u>Scratch Game</u>		<u>Scratch Series</u>		<u>Scratch Series</u>	
Men	172	Mike DaSanto	145	Mike DaSanto	317	Mike DaSanto		
	166	Ellis Diaz	101	Michael Bleau	311	Ellis Diaz		
	145	Ellis Diaz	90	Michael Bleau	191	Michael Bleau		
Women	107	Angela Johnson	87	Angela Johnson	194	Angela Johnson		
Boys	182	Richie Patsches	107	Adam Gustas	351	Richie Patsches		
	181	Andreew Mielcarek	89	Adam Gustas	313	Andreew Mielcarek		
	169	Richie Patsches	88	Brendan Demantes	196	Adam Gustas		
	132	Andreew Mielcarek	81	Brendan Demantes	169	Brendan Demantes		
Girls	123	CJ DaSanto	90	Helena Lasky	212	Belle Diaz		
	113	Belle Diaz	84	Sarah Combis	200	CJ DaSanto		
	103	Helena Lasky	77	CJ DaSanto	193	Helena Lasky		
	99	Belle Diaz	61	Sarah Combis	145	Sarah Combis		

Banked Payments

<u>Bowler</u>	<u>Lane</u>	<u>Refund</u>	<u>Winnings</u>	<u>Amt Paid</u>	<u>Balance Due</u>
---------------	-------------	---------------	-----------------	-----------------	--------------------

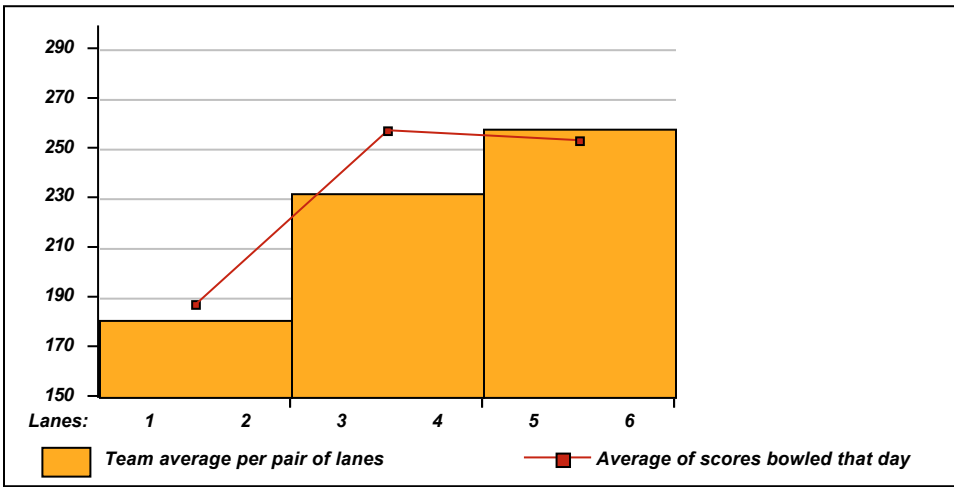
National Association Awards Earned Last Week

Name	ID Number	Award Average	Award Games	G1	G2	G3	Series	Award Score	Award Received
Adam Gustas	-	68	20	89	107		196	107	Youth Game 12 & Under (USBC Awards)

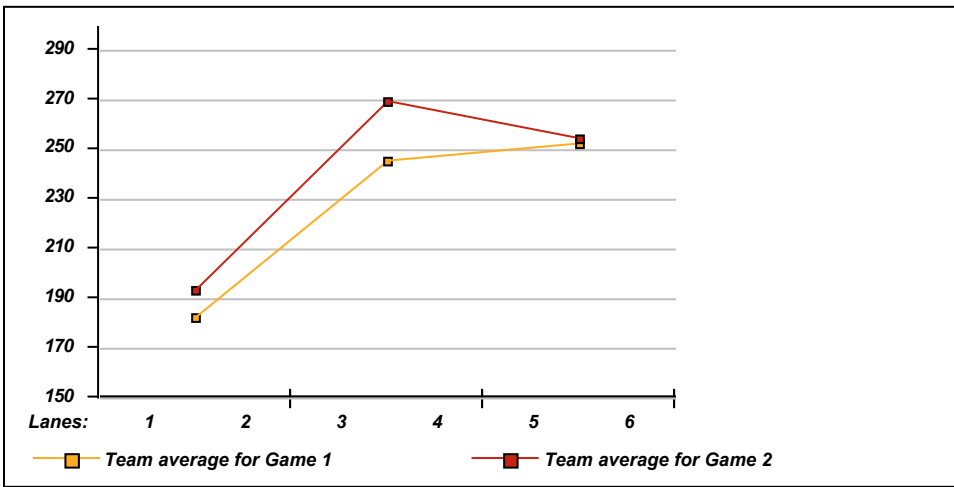
This Week's Statistics

	Over All	Men	Women	Boys	Girls
How many people bowled	12	3	1	4	4
Number of games bowled	24	6	2	8	8
Actual average of week's scores	116.33	136.50	97.00	128.63	93.75
How many games above average	14	2	1	5	6
How many games below average	10	4	1	3	2
Pins above/below average per game	4.25	-4.17	2.00	12.38	3.00
How many people raised average	8	1	1	3	3
by this amount	1.24	1.94	0.13	1.89	0.73
How many people went down	4	2	-	1	1
by this amount	-1.43	-1.58	0.00	-1.36	-1.19
League average before bowling	112.61	141.09	95.55	116.75	91.36
League average after bowling	112.96	140.68	95.68	117.83	91.61
Change in league average	0.35	-0.41	0.13	1.08	0.25
800s	--	--	--	--	--
775s	--	--	--	--	--
750s	--	--	--	--	--
725s	--	--	--	--	--
700s	--	--	--	--	--
675s	--	--	--	--	--
650s	--	--	--	--	--
625s	--	--	--	--	--
600s	--	--	--	--	--
575s	--	--	--	--	--
550s	--	--	--	--	--
525s	--	--	--	--	--
500s	--	--	--	--	--
475s	--	--	--	--	--
450s	--	--	--	--	--
425s	--	--	--	--	--
400s	--	--	--	--	--
below 400	12	3	1	4	4
300s	--	--	--	--	--
275s	--	--	--	--	--
250s	--	--	--	--	--
225s	--	--	--	--	--
200s	--	--	--	--	--
175s	2	--	--	2	--
150s	3	2	--	1	--
125s	3	2	--	1	--
100s	6	1	1	1	3
below 100	10	1	1	3	5

Team Average vs Ave of Scores



Average of Scores for Each Game



Amount Over/Under Team Average

