



Cubs Mixed

Sunday 6:00 pm

08/09/2009 Week 14 of 15

Lanes 39 - 48

Stardust Bowl

Secretary/Treasurer: Shaun Ciesielski

Send us a Friend Request on www.MySpace.com/StardustBowl3

League Standing Sheets are on www.BowlStardust.com Sign up for Email Alerts
 ~Join our Email List! Get League updates, Open Bowl Specials & Coupons!

===== U P C O M I N G T O U R N A M E N T S =====

~*NEW* 40 Frame Game Tournament: May 16 - August 16 Bowl Any Day, Any Time!

=====+==== F A L L L E A G U E S =====+=====

Our Fall League Bowlers get Discounts on Open Bowling ALL YEAR!

Have a chance to qualify for our Bowler of the Year Tournament. Win \$Cash\$ and FREE Bowling in any one league next season!

Look for our Fall League Schedule.

=====

9 PIN NO TAP WORLD SERIES VS THE WHITE SOX LEAGUE ON AUGUST 16th

-Format will be 9 Pin No Tap where knocking down 9 Pins on the 1st ball is a strike. Best 2 out of 3 Games wins!

-There will be a Mini Tournament for ALL the Teams in Both Leagues for an optional \$5 for Scratch Series, \$5 Handicap Series. ALL Cash Collected will be returned 100% as Prize Money paid out that day

-Cubs & Sox prizes will be raffled off and given away to our top teams & bowlers!

Cubs VS Sox Playoffs

- 6 - 9 on Lanes 29-30
- 10 - 2 on Lanes 31-32
- 8 - 3 on Lanes 33-34
- 7 - 6 on Lanes 35-36
- 1 - 1 on Lanes 37-38
- 4 - 16 on Lanes 39-40
- 5 - 8 on Lanes 41-42
- 9 - 12 on Lanes 43-44
- 2 - 14 on Lanes 45-46
- 3 - 19 on Lanes 47-48

Team Standings

Place	Lane #	Team Name	Points Won	Points Lost	%Won	Scratch Pins	Pins plus Handicap	High Game	HDCP Game	High Sers	HDCP Sers	Year-To-Date WON	Y-T-D LOST	Y-T-D %WON
1	44	6 Prestige World Wide	56½	41½	57.7	20753	36059	571	937	1648	2744	56½	41½	57.6
2	48	10 Team 10	55½	42½	56.6	21394	35773	588	959	1614	2685	55½	42½	56.6
3	46	8 "Ivy" Leaguers	53	45	54.1	27203	36266	743	967	2126	2753	53	45	54.1
4	45	7 Wrigleyville Sluggers	52	46	53.1	24606	35337	666	912	1914	2688	52	46	53.1
5	39	1 Three & A Half Men	51	47	52.0	26474	35828	738	969	2108	2801	51	47	52.0
6	42	4 The Riot	50	48	51.0	29440	35950	864	1012	2286	2790	50	48	51.0
7	43	5 Cubbie Bears	50	48	51.0	28014	35991	857	1052	2241	2808	50	48	51.0
8	47	9 Zajac'd	47	51	48.0	22164	35727	635	983	1754	2717	47	51	48.0
9	40	2 Bottom of the 9th	39	59	39.8	20697	35856	599	938	1632	2667	39	59	39.8
10	41	3 Mind Outta' Gutter	36	62	36.7	27356	35279	791	972	2215	2758	36	62	36.7



Cubs Mixed

Sunday 6:00 pm

08/09/2009 Week 14 of 15

Lanes 39 - 48

Stardust Bowl

Results of Last Week's Bowling.....

Lanes	Team Name	-1-	-2-	-3-	HDCP Total	Last Wk WON		Team Name	-1-	-2-	-3-	HDCP Total	Last Wk WON
39-40	Prestige World Wid	798	829	859	2486	2 1/2	<--->	Team 10	823	853	810	2486	4 1/2
41-42	"Ivy" Leaguers	809	914	831	2554	4	<--->	Three & A Half Men	903	897	816	2616	3
43-44	The Riot	804	905	884	2593	3	<--->	Cubbie Bears	1032	905	871	2808	4
45-46	Zajac'd	855	832	798	2485	0	<--->	Wrigleyville Slugger	875	890	897	2662	7
47-48	Bottom of the 9th	780	850	885	2515	2	<--->	Mind Outta' Gutter	922	890	812	2624	5

Lane Assignments

39-40	41-42	43-44	45-46	47-48	
15	08/16	1-2	3-4	5-6	7-8 9-10 { Roll-Off Scores count

Individual High Averages

Men	Average	Name	Women	Average	Name
	211.86	Jeremy Amos		159.78	Robbin Helfrich
	207.46	Raul Contreras Jr.		155.19	Tiffany Morrow
	197.79	Matthew Schriver		141.50	Jaclyn Rodriguez
	189.59	Kevin Hedrick		131.59	Linda Contreras
	181.78	John Schriver		131.00	Lovely Mandujano
	180.21	Tony Farina		129.85	Heather Shephard
	173.11	Ricky Farina		126.81	Mona Maynard
	170.30	Joey Carothers		125.71	Marge Von Behren
	169.98	Darrell Robertson		125.05	Kaila Whitten
	167.26	Eric Hanck		121.05	Christine Hilburger

Season High Scores

	Team Scratch Game	Team Scratch Series	Team Handicap Game	Team Handicap Series
	864 The Riot	2286 The Riot	1052 Cubbie Bears	2808 Cubbie Bears
	857 Cubbie Bears	2241 Cubbie Bears	1012 The Riot	2801 Three & A Half M
	791 Mind Outta' Gutter	2215 Mind Outta' Gutter	983 Zajac'd	2790 The Riot
Men	Scratch Game	Scratch Series	Handicap Game	Handicap Series
	280 Jeremy Amos	723 Tony Farina	321 Ricky Farina	843 Tony Farina
	279 Raul Contreras Jr.	720 Jeremy Amos	317 Tony Farina	813 Ricky Farina
	277 John Schriver	716 Raul Contreras Jr.	304 John Schriver	791 Benito Saenz
	277 Tony Farina	678 Ricky Farina	295 Benito Saenz	773 Russell Boersma
	276 Ricky Farina	655 Tom Bridgmon	295 Tom Bridgmon	772 Bobby K Klasner
Women				
	260 Linda Contreras	562 Linda Contreras	350 Linda Contreras	832 Linda Contreras
	220 Robbin Helfrich	552 Tiffany Morrow	295 Lovely Mandujano	773 Marge Von Behren
	215 Jaclyn Rodriguez	551 Robbin Helfrich	287 Jaclyn Rodriguez	733 Christine Hilburger
	214 Lovely Mandujano	499 Jaclyn Rodriguez	286 Mona Maynard	726 Michele Bartels
	209 Tiffany Morrow	487 Sue Schmidt	279 Christine Hilburger	723 Mona Maynard

Most Improved Average

Men	164 to 180.21 = +16.21 Tony Farina	163 to 169.98 = +6.98 Darrell Robertso	101 to 107.49 = +6.49 Daniel Mauch
Women	19 to 125.71 = +6.71 Marge Von Behre	114 to 120.57 = +6.57 Michele Bartels	111 to 116.81 = +5.81 Leigha Zajac

Last Week's Top Scores

	Team Scratch Game	Team Scratch Series	Team Handicap Game	Team Handicap Series
	843 Cubbie Bears	2241 Cubbie Bears	1032 Cubbie Bears	2808 Cubbie Bears
	721 The Riot	2041 The Riot	922 Mind Outta' Gutter	2662 Wrigleyville Slug
	716 Mind Outta' Gutter	2006 Mind Outta' Gutter	914 "Ivy" Leaguers	2624 Mind Outta' Gutt
Men	Scratch Game	Scratch Series	Handicap Game	Handicap Series
	279 Raul Contreras Jr.	723 Tony Farina	317 Tony Farina	843 Tony Farina
	277 Tony Farina	654 Jeremy Amos	291 Raul Contreras Jr.	707 Derek Hilburger
	245 Jeremy Amos	646 Raul Contreras Jr.	273 Derek Hilburger	707 Kevin Hedrick
	224 Matthew Schriver	620 Kevin Hedrick	267 Erwin Hanck	700 John Biter
	218 Kevin Hedrick	605 Matthew Schriver	254 David Grubestic	696 David Grubestic
Women				
	207 Tiffany Morrow	496 Robbin Helfrich	265 Tiffany Morrow	681 Leigha Zajac
	187 Robbin Helfrich	470 Tiffany Morrow	256 Dorian Lubert	677 Marge Von Behren
	160 Dorian Lubert	422 Jaclyn Rodriguez	243 Leigha Zajac	670 Dorian Lubert
	159 Mona Maynard	419 Marge Von Behren	242 Mona Maynard	658 Robbin Helfrich
	158 Jaclyn Rodriguez	399 Leigha Zajac	241 Robbin Helfrich	648 Christine Hilburger



Cubs Mixed

Sunday 6:00 pm

08/09/2009 Week 14 of 15

Lanes 39 - 48

Stardust Bowl

Team Rosters

Name	True Average	HDCP	Pins	Gms	-1-	-2-	-3-	Total	HDCP Total	High Game	HDCP High Game	High Sers	HDCP High Sers	To Raise Avg +1	To Drop Avg -1	200's	600's	Most Improved Ave +/-
1 - Three & A Half Men Lane 39 HDCP=223 Ave=629																		
Robbin Helfrich	159.78	54	5752	36	178	187	131	496	658	220	272	551	719	488	448	2	--	159 +0.78
John S. Biter	147.94	65	4882	33	184	168	150	502	700	191	257	502	700	446	409	--	--	146 +1.94
Bobby K Klasner	154.64	59	5567	36	151	156	162	469	646	223	269	589	772	478	438	2	--	154 +0.64
Darrell R. Robertson	169.98	45	7139	42	166	162	149	477	612	234	283	624	771	511	465	4	1	163 +6.98
2 - Bottom of the 9th Lane 40 HDCP=364 Ave=474																		
Daniel R. Mauch	107.49	101	4192	39	76	107	138	321	624	156	263	395	701	344	301	--	--	101 +6.49
Jaclyn R. Rodriguez	141.50	71	5943	42	117	147	158	422	635	215	287	499	715	447	401	3	--	142 -0.50
Marge Von Behren	125.71	85	5280	42	151	132	136	419	677	174	270	485	773	390	344	--	--	119 +6.71
Polish Sausage Cierski	101.81	107	2138	21				0	0	133	247	360	702	310	285	--	--	101 +0.81
Lovely Mandujano	131.00	80	3144	24	100	128	117	345	579	214	295	452	695	420	392	1	--	133 -2.00
3 - Mind Outta' Gutter Lane 41 HDCP=206 Ave=649																		
Jim E. Maynard	157.48	56	6614	42	195	133	188	516	687	228	275	520	687	496	450	2	--	161 -3.52
Mona Maynard	126.81	84	5326	42	104	159	103	366	615	197	286	477	723	389	343	--	--	128 -1.19
Tiffany K. Morrow	155.19	58	6518	42	207	147	116	470	644	209	265	552	696	502	456	2	--	160 -4.81
Jeremy M. Amos	211.86	8	8898	42	210	245	199	654	678	280	293	720	759	642	596	24	11	214 -2.14
4 - The Riot Lane 42 HDCP=163 Ave=697																		
Matthew Schriver	197.79	20	8307	42	182	199	224	605	665	256	277	639	693	603	557	15	8	198 -0.21
David Grubestic	149.38	63	5826	39	130	189	182	501	696	189	254	526	715	474	431	--	--	152 -2.62
Joey Carothers	170.30	45	5620	33				0	0	229	277	586	753	536	499	4	--	166 +4.30
John Schriver	181.78	35	6544	36				0	0	277	304	650	731	554	514	9	4	191 -9.22
Tom Bridgmon	192.92	25	2315	12	191	190	156	537	597	267	295	655	739	580	564	4	1	
5 - Cubbie Bears Lane 43 HDCP=184 Ave=674																		
Richard D. Contreras	156.76	57	6584	42	150	194	136	480	651	221	277	552	709	481	435	4	--	158 -1.24
Linda Contreras	131.59	80	5132	39	137	124	131	392	632	260	350	562	832	412	369	1	--	128 +3.59
Tony R. Farina	180.21	36	7569	42	277	245	201	723	843	277	317	723	843	576	530	12	2	164 +16.21
Raul Contreras Jr.	207.46	11	8091	39	279	153	214	646	682	279	291	716	752	645	602	23	9	208 -0.54
6 - Prestige World Wide Lane 44 HDCP=349 Ave=491																		
Michele Bartels	120.57	90	5064	42	115	130	132	377	647	164	258	436	726	381	335	--	--	114 +6.57
Russell Boersma	141.79	71	5955	42	125	169	133	427	640	175	264	485	773	435	389	--	--	142 -0.21
Tricia Turner	88.95	118	3736	42	95	71	101	267	621	127	247	328	688	269	223	--	--	85 +3.95
Doug Turner	142.81	70	5998	42	116	112	146	374	578	196	272	506	719	437	391	--	--	144 -1.19
7 - Wrigleyville Sluggers Lane 45 HDCP=260 Ave=589																		
Christine Hilburger	121.05	89	5084	42	136	112	130	378	648	189	279	462	733	406	360	--	--	123 -1.95
Heather Shephard	129.85	81	5064	39a	119a	119a	119	357	600	165	253	458	710	396	353	--	--	127 +2.85
Derek Hilburger	150.29	63	6312	42	138	209	168	515	707	209	273	515	707	483	437	1	--	155 -4.71
Kevin Hedrick	189.59	27	5119	27	218	186	216	620	707	247	252	644	707	581	550	10	4	185 +4.59
8 - "Ivy" Leaguers Lane 46 HDCP=205 Ave=651																		
Eric J. Hanck	167.26	47	7025	42	181	189	158	528	672	235	283	552	696	535	489	4	--	169 -1.74
Erwin G. Hanck	161.76	53	6794	42	144	213	167	524	686	213	267	537	717	496	450	1	--	158 +3.76
Ricky M. Farina	173.11	42	6232	36	148	164	153	465	588	276	321	678	813	554	514	6	1	171 +2.11
Brett Mcalpin	150.33	63	4059	27	131	143	148	422	608	199	264	495	694	471	440	--	--	149 +1.33
9 - Zajac'd Lane 47 HDCP=320 Ave=523																		
Jason Zajac	131.76	80	5534	42	115	115	95	325	559	166	245	446	683	406	360	--	--	132 -0.24
Leigha Zajac	116.81	93	4906	42	144	106	149	399	681	167	265	399	681	359	313	--	--	111 +5.81
Dorian L. Lubert	114.14	95	4794	42	118	160	104	382	670	160	256	420	717	381	335	--	--	110 +4.14
Jessica Staley	162.50	52	1950	12	164	137	136	437	575	234	284	554	704	495	479	1	--	
Chris Skibinski	175.67	40	3162	18				0	0	213	243	559	666	534	512	4	--	
Benito Saenz	154.00	59	924	6				0	0	212	295	542	791	471	461	1	--	
10 - Team 10 Lane 48 HDCP=332 Ave=508																		
Kaila R. Whitten	125.05	85	4877	39	123	133	130	386	644	180	272	441	713	415	372	--	--	121 +4.05
Kevin M. Rosenski	156.38	57	6568	42	142	181	170	493	667	223	284	567	750	497	451	3	--	152 +4.38
Christie L. Correia	119.64	90	4666	39	106	86	80	272	536	159	250	446	722	374	331	--	--	123 -3.36
Fran Cook	108.46	100	4230	39	120	121	98	339	639	147	246	381	681	348	305	--	--	108 +0.46



Cubs Mixed

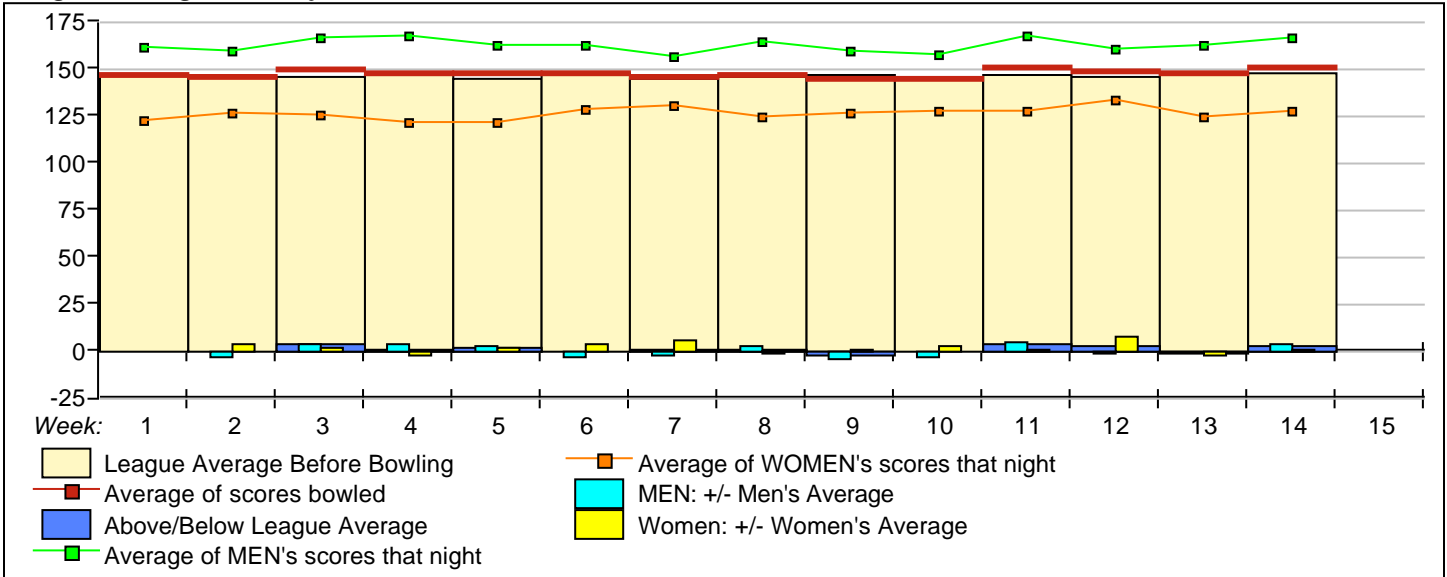
Sunday 6:00 pm

08/09/2009 Week 14 of 15

Lanes 39 - 48

Stardust Bowl

League Average Week-by-Week



STARDUST BOWL III



Cubs Mixed

Sunday 6:00 pm

08/09/2009 Week 14 of 15

Lanes 39 - 48

Stardust Bowl

Local and Bowling Center Awards

Name	ID Number	Award Average	G1	G2	G3	Series	Award Score	Award Received
Tony R. Farina	-	175	277	245	201	723	723	700 Series Award (TNBA Awards)
	-	175	277	245	201	723	723	150 Over Series (TNBA Awards)
	-	175	277	245	201	723	277	100 Over Game (TNBA Awards)
	-	175	277	245	201	723	277	275-284 Men (TNBA Awards)





Cubs Mixed

Sunday 6:00 pm

08/09/2009 Week 14 of 15

Lanes 39 - 48

Stardust Bowl

** Last Week's High Scores for Immediate Release **

	Scratch Game	Scratch Game	Scratch Series	Scratch Series
Men	279 Raul Contreras Jr.	209 Derek Hilburger	723 Tony Farina	502 John Biter
	277 Tony Farina	201 Tony Farina	654 Jeremy Amos	501 David Grubestic
	245 Tony Farina	199 Jeremy Amos	646 Raul Contreras Jr.	493 Kevin Rosenski
	245 Jeremy Amos	199 Matthew Schriver	620 Kevin Hedrick	480 Richard Contreras
	224 Matthew Schriver	195 Jim Maynard	605 Matthew Schriver	477 Darrell Robertson
	218 Kevin Hedrick	194 Richard Contreras	537 Tom Bridgmon	469 Bobby K Klasner
	216 Kevin Hedrick	191 Tom Bridgmon	528 Eric Hanck	465 Ricky Farina
	214 Raul Contreras Jr.	190 Tom Bridgmon	524 Erwin Hanck	437 Jessica Staley
	213 Erwin Hanck	189 David Grubestic	516 Jim Maynard	427 Russell Boersma
	210 Jeremy Amos	189 Eric Hanck	515 Derek Hilburger	422 Brett Mcalpin
Women	207 Tiffany Morrow	144 Leigha Zajac	496 Robbin Helfrich	366 Mona Maynard
	187 Robbin Helfrich	137 Linda Contreras	470 Tiffany Morrow	345 Lovely Mandujano
	178 Robbin Helfrich	136 Christine Hilburger	422 Jaclyn Rodriguez	339 Fran Cook
	160 Dorian Lubert	136 Marge Von Behren	419 Marge Von Behren	272 Christie Correia
	159 Mona Maynard	133 Kaila Whitten	399 Leigha Zajac	267 Tricia Turner
	158 Jaclyn Rodriguez	132 Marge Von Behren	392 Linda Contreras	
	151 Marge Von Behren	132 Michele Bartels	386 Kaila Whitten	
	149 Leigha Zajac	131 Linda Contreras	382 Dorian Lubert	
	147 Jaclyn Rodriguez	131 Robbin Helfrich	378 Christine Hilburger	
	147 Tiffany Morrow	130 Christine Hilburger	377 Michele Bartels	





Cubs Mixed

Sunday 6:00 pm

08/09/2009 Week 14 of 15

Lanes 39 - 48

Stardust Bowl

This Week's Statistics

	<u>Over All</u>	<u>Men</u>	<u>Women</u>
How many people bowled	39	24	15
Number of games bowled	117	72	45
Actual average of week's scores	151.02	166.10	126.89
How many games above average	57	33	24
How many games below average	58	38	20
Pins above/below average per game	3.30	4.39	1.56
How many people raised average	25	15	10
by this amount	0.90	1.14	0.54
how many people went down	13	8	5
by this amount	-1.72	-2.15	-1.04
League average before bowling	148.21	162.26	125.74
League average after bowling	148.22	162.26	125.75
Change in league average	0.00	0.00	0.01
800s	--	--	--
775s	--	--	--
750s	--	--	--
725s	--	--	--
700s	1	1	--
675s	--	--	--
650s	1	1	--
625s	1	1	--
600s	2	2	--
575s	--	--	--
550s	--	--	--
525s	2	2	--
500s	5	5	--
475s	4	3	1
450s	3	2	1
425s	2	2	--
400s	3	1	2
below 400	15	4	11
300s	--	--	--
275s	2	2	--
250s	--	--	--
225s	2	2	--
200s	9	8	1
175s	17	15	2
150s	22	18	4
125s	35	19	16
100s	23	6	17
below 100	7	2	5



Cubs Mixed

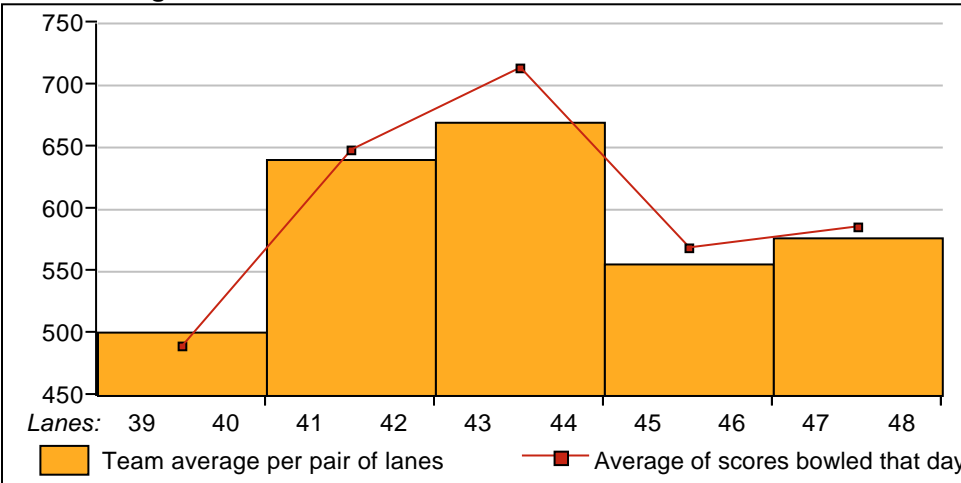
Sunday 6:00 pm

08/09/2009 Week 14 of 15

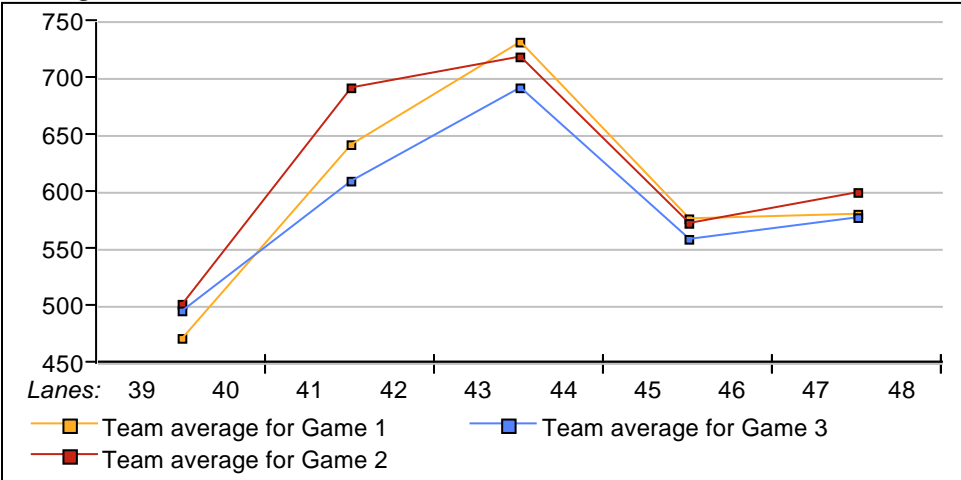
Lanes 39 - 48

Stardust Bowl

Team Average vs Ave of Scores



Average of Scores for Each Game



Amount Over/Under Team Average

