



# King of the Hill

Summer Series on Wednesday's at 7pm  
For 12 weeks May 19 - August 11  
Bowl on Different Sport Patterns Each Week

# Chatham Club

Friday 6:30 pm

04/30/2010 Week 32 of 33

Lanes 1 - 18

## Stardust Bowl

\*\*\* Have FUN! No points awarded this week! \*\*\*

President: David DalCorobbo is on Lane 2

Secretary/Treasurer: Rich Dooley is on Lane 1



Send us a Friend Request on [www.Facebook.com/StardustBowl3](http://www.Facebook.com/StardustBowl3)

League Standing Sheets are on [www.BowlStardust.com](http://www.BowlStardust.com) Sign up for Email Alerts  
~Join our Email List! Get League updates, Open Bowl Specials & Coupons!

===== U P C O M I N G T O U R N A M E N T S =====

- ~King of the Hill Wednesday's @ 7:00pm May 19 - Aug 18
- ~40 Frame Game Tournament: ALL Summer May 15 - August 15 Any Day, Any Time
- ~Join a fall league & qualify for the Bowler of the Year Tournament in May



Find us on Facebook

### House Jackpots - Enter by the 3rd Frame

- ~Strike Lotto \$2.00 Entry @ the Front Desk 180 & Under 181 & Over Divisions
- ~High Roller Jackpot. You Bowl It, You Win a % of the Jackpot!  
270-279 = 10% 280-289 = 15% 290-299 = 25% ~300~ = 50%
- ~\$5.00 Brackets at the Front Desk, Scratch & Handicap Brackets



Find us on Facebook

### Team Standings

Place	Lane	#	Team Name	Points Won	Points Lost	%Won	Scratch Pins	Pins + HDCP	High Game	HDCP Game	High Sers	HDCP Sers	Year-To-Date WON	Y-T-D LOST	Y-T-D % WON
1	17	10	Lenart's Florist	61	23	72.6	107102110609	1219	1261	3538	3673	135	89	60.3	
2	5	2	The Bus	61	23	72.6	96396109089	1131	1262	3099	3514	141	83	62.9	
3	2	7	Master Tech Auto	52	32	61.9	105562110437	1226	1269	3540	3669	130	94	58.0	
4	9	8	Stardust Lounge	47	37	56.0	102216109281	1234	1294	3325	3541	124	100	55.4	
5	3	5	Galka's Pro Shop	47	37	56.0	101410108859	1154	1231	3349	3580	124	100	55.4	
6	13	6	SRC Ent.	46	38	54.8	97930109117	1183	1307	3384	3657	114	110	50.9	
7	18	17	B.A.L.	46	38	54.8	88618108424	1062	1288	2974	3652	124	100	55.4	
8	15	12	Calumet Region Realty	46	38	54.8	93512108230	1188	1321	3171	3615	101	123	45.1	
9	12	15	Pyke Construction	41	43	48.8	95581107584	1167	1305	3252	3618	91	133	40.6	
10	11	3	Lansing Cleaners	40	44	47.6	101353108598	1149	1226	3268	3531	101	123	45.1	
11	7	16	Carta Concrete	40	44	47.6	96242107241	1082	1201	3138	3515	113	111	50.4	
12	8	1	3RC Mechanical	39	45	46.4	99778109575	1102	1200	3244	3505	141	83	62.9	
13	4	13	Desperados	36	48	42.9	93359108614	1122	1272	3229	3679	98	126	43.8	
14	14	9	White Rhino	36	48	42.9	95412107682	1147	1260	3174	3555	111	113	49.5	
15	1	18	Stardust III	36	48	42.9	84290106913	1028	1252	3027	3699	95	129	42.4	
16	10	4	Right Angle Pro Shop	33	51	39.3	95101107655	1189	1275	3225	3513	112	112	50.0	
17	6	11	Joe's Video	29	55	34.5	99546108333	1200	1303	3354	3663	86	138	38.4	
18	16	14	Pulmonary Providers	20	64	23.8	88601106322	1015	1210	2873	3491	75	149	33.5	

### Review of Last Week's Bowling.....

Lanes	Team Name	HDCP -1-	HDCP -2-	HDCP -3-	HDCP Total	Last Wk WON	Team Name	HDCP -1-	HDCP -2-	HDCP -3-	HDCP Total	Last Wk WON
1-2	White Rhino	1159	1148	1126	3433	5	Lansing Cleaners	962	1108	1226	3296	2
3-4	Right Angle Pro Sho	959	1026	980	2965	2	Carta Concrete	1013	973	1009	2995	5
5-6	Desperados	1052	1062	1029	3143	0	Calumet Region Re	1173	1287	1155	3615	7
7-8	Stardust III	1090	1204	1059	3353	3	Joe's Video	1094	1094	1141	3329	4
9-10	Pyke Construction	1081	1169	1016	3266	5	Pulmonary Provider	1025	1002	1027	3054	2
11-12	The Bus	1193	984	1143	3320	2	3RC Mechanical	1173	1180	1152	3505	5
13-14	Lenart's Florist	1234	1253	1186	3673	7	Galka's Pro Shop	1217	1212	1053	3482	0
15-16	Master Tech Auto	1136	1067	1114	3317	4	Stardust Lounge	1117	1051	1163	3331	3
17-18	B.A.L.	1270	1288	1094	3652	7	SRC Ent.	1161	1070	985	3216	0

### Individual High Averages

234.43	Curt Jensen	233.00	George Alvarado	232.91	Gary Purcell	231.74	Mike Ferro	231.42	Shaun Stok
228.20	Gregg Schmied	227.69	Jim Rudolf	225.42	Jim Gutierrez	224.63	Stash Kullman	221.18	Terry Schuster

### Season High Scores

Team Scratch Game	Team Scratch Series	Team Handicap Game	Team Handicap Series
1234 Stardust Lounge	3540 Master Tech Auto	1321 Calumet Region Realty	3699 Stardust III
1226 Master Tech Auto	3538 Lenart's Florist	1307 SRC Ent.	3679 Desperados
1219 Lenart's Florist	3384 SRC Ent.	1305 Pyke Construction	3673 Lenart's Florist

**Season High Scores - Continued**

<u>Scratch Game</u>		<u>Scratch Series</u>		<u>Handicap Game</u>		<u>Handicap Series</u>	
300	Shaun Stok	794	Jim Gutierrez	309	Tom Stefanich	839	Keith Putorek
300	Jim Rudolf	793	Curt Jensen	309	Jim Maynard	822	Glen Kosiara
300	George Alvarado	789	Gregg Schmied	304	Joe Bednarczyk	815	Jim Maynard
300	Tom Stefanich	774	Jim Rudolf	302	Dan Witulski	814	Stanley Muryas
290	Curt Jensen	771	George Alvarado	301	William Fuehrmeyer	809	Jim Gutierrez
290	William Fuehrmeyer			301	Joe Stefanich		
290	Eric King			300	Shaun Stok		
289	Stash Kullman			300	Jim Rudolf		
289	Bill Piekarski			300	George Alvarado		
289	John Gray			300	Fred Ploszaj		
280	Ed Scheive			300	Bill Slusarczyk		
280	Gary Purcell			300	Keith Putorek		
280	Jim Gutierrez						
279	Mike Ferro						
279	Gregg Schmied						
279	Matthew Reid						
279	Jason Barkowski						
279	Alex DaCorte						
279	Angelo Almaguer						
279	Dan Witulski						

**Most Improved Average**

148 to 171.13 =+23.13 Jim Maynard      182 to 195.39 =+13.39 Wayne Mohr      175 to 186.93 =+11.93 Tim Strisko Jr.

**Last Week's Top Scores**

<u>Team Scratch Game</u>		<u>Team Scratch Series</u>		<u>Team Handicap Game</u>		<u>Team Handicap Series</u>	
1208	Lenart's Florist	3538	Lenart's Florist	1288	B.A.L.	3673	Lenart's Florist
1149	Lansing Cleaners	3245	Galka's Pro Shop	1287	Calumet Region Realty	3652	B.A.L.
1139	Calumet Region Realty	3244	3RC Mechanical	1253	Lenart's Florist	3615	Calumet Region
<u>Scratch Game</u>		<u>Scratch Series</u>		<u>Handicap Game</u>		<u>Handicap Series</u>	
300	Eric Floyhar Jr	752	Alex DaCorte	309	Jim Maynard	815	Jim Maynard
279	Alex DaCorte	747	Jason Barkowski	300	Fred Ploszaj	801	Dan Witulski
278	Jason Zilz	744	Dan Witulski	300	Eric Floyhar Jr	786	Jason Barkowski
277	Jim Rudolf	727	Rick Jendra	296	Rick Jendra	784	Rick Jendra
277	Rick Jendra	724	Eric Floyhar Jr	292	Jason Zilz	782	Alex DaCorte
268	Tom Stefanich			289	Alex DaCorte		

**Weekly Game Over Average**

**Game - Ave = Difference**

255 - 169 = 86	Jim Maynard
245 - 168 = 77	Fred Ploszaj
277 - 208 = 69	Rick Jendra

**Weekly Series over Average**

**Series - Ave = Difference**

653 - 507 = 146	Jim Maynard
744 - 624 = 120	Dan Witulski
613 - 504 = 109	Fred Ploszaj

**Team Rosters**

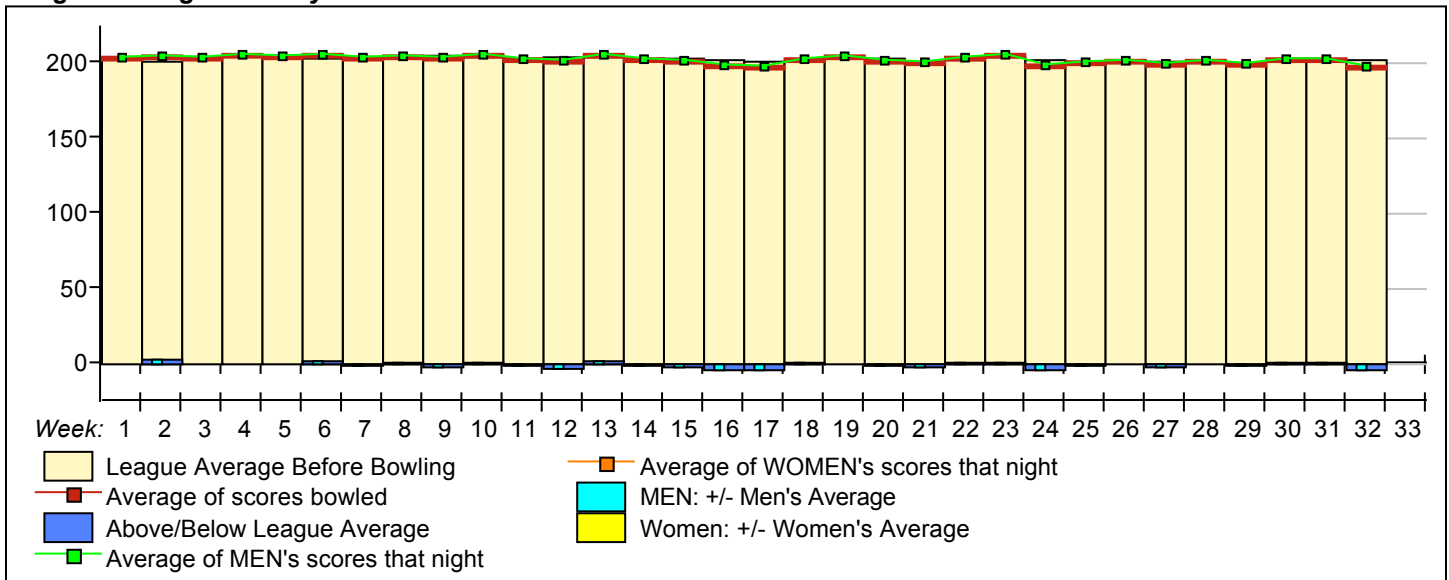
Name	True								HDCP High					To Raise		To Drop		Most Improved	
	Average	HDCP	Pins	Gms	-1-	-2-	-3-	Total	Total	Game	Game	Sers	Sers	Avg +1	Avg -1	250's	700's	Ave	+/-
<b>1 - 3RC Mechanical</b>	Lane 8 HDCP=121 Ave=1013																		
Dan Carter	202.57	25	16611	82	175	180	235	590	665	267	292	725	800	644	558	5	3	203	-0.43
Eric Floyhar Sr	192.76	34	10409	54	160	173	183	516	615	230	264	629	728	592	534	--	--	163	+29.76
Matt Margulin	192.52	34	6353	33				0	0	242	272	633	723	595	558	2	--	193	-0.48
Alex DaCorte	219.18	9	18411	84	228	279	245	752	782	279	289	752	782	729	641	11	6	211	+8.18
Rich Kozora	208.56	19	19396	93	223	225	214	662	719	269	289	704	764	668	571	8	3	212	-3.44
Phil Nelson	204.17	23	7350	36				0	0	244	263	615	675	645	605	1	--	198	+6.17
Eric Floyhar Jr	236.06	0	11331	48	300	236	188	724	724	300	300	756	756	756	704	16	10	234	+2.06
Shaun Ciesielski	232.25	26	929	4				0	0	191	217	191	217	702	694	1	1	201	+31.25
Travis Pitchford	205.00	22	3075	15				0	0	246	271	645	720	633	614	1	--	211	-6.00
<b>2 - The Bus</b>	Lane 5 HDCP=130 Ave=1003																		
Craig Knor	212.37	16	17202	81	234	184	202	620	668	268	283	708	759	690	605	9	1	209	+3.37
Jeff Nowak	175.98	49	14782	84				0	0	237	288	599	749	530	442	--	--	168	+7.98
Tom Ewing	176.72	48	10603	60	198	188	187	573	720	223	273	609	759	548	484	--	--	169	+7.72
Eric King	219.29	9	18420	84	215	200	182	597	624	290	299	703	730	720	632	14	6	211	+8.29
John Gray	219.60	8	20423	93	253	149	239	641	665	289	297	767	791	697	600	18	5	231	-11.40
Vince Muhm	187.98	38	9587	51				0	0	257	296	631	750	565	510	1	--	193	-5.02
Jason Griegel	199.25	27	4782	24	184	154	224	562	643	256	283	654	735	618	590	1	--	208	-8.75
Joe Lachcik		38	0	0				0	0	0		0			--	--		187	





Name	True			-1-	-2-	-3-	Total	HDCP High			HDCP	To Raise	To Drop	Most Improved		
	Average	HDCP	Pins Gms					Total	Game	Game				Sers	Sers	Avg +1
<b>17 - B.A.L.</b> Lane 18	HDCP=205 Ave=921															
Jeremy Amos	211.13	17	12668	60			0	0	0		0	688	624	6	3	211 +0.13
Louis Bermudez	157.67	65	12298	78	181	181	142	504	699	213	279	555	759	500	418	-- -- 150 +7.67
Dave Morrow	182.79	43	16451	90	189	238	183	610	739	238	281	616	748	568	474	-- -- 181 +1.79
Jim Maynard	171.13	53	14375	84	255	235	163	653	815	255	309	653	815	589	501	1 -- 148 +23.13
Wade Pawlicki	200.65	27	19262	96	215	190	213	618	699	245	267	631	709	637	537	4 1 196 +4.65
Ed Victor	185.25	28	4446	24			0	0	193	221	537	621	576	548	-- --	208 -22.75
Mike Huckelbery	189.55	36	6255	33	204	218	167	589	700	279	318	659	776	585	548	2 -- 195 -5.45
Mike Bondi	150.33	72	451	3			0	0	0		0	455	448	-- --	149 +1.33	
Jose Perea		74	0	0			0	0	0		0			-- --	126	
<b>18 - Stardust III</b> Lane 1	HDCP=241 Ave=869															
Wayne Mohr	195.39	31	18171	93	172	202	161	535	628	246	276	642	725	645	548	4 -- 182 +13.39
Ralph Monaco	136.42	74	11459	84	137	136	150	423	645	193	267	523	745	460	372	-- -- 144 -7.58
Stanley Muryas	161.06	62	14012	87	163	186	175	524	713	221	285	622	814	568	477	-- -- 167 -5.94
Jeff Pavlovich	177.85	47	13872	78	172	193	142	507	645	213	260	587	728	546	464	-- -- 179 -1.15
Rich Dooley	200.56	27	18652	93	205	246	190	641	722	247	276	698	782	644	547	2 -- 205 -4.44
Jeff Podgory	198.89	28	1790	9			0	0	0		0	598	585	1	--	195 +3.89
Ed Extin	175.67	49	5797	33			0	0	267	321	646	808	539	502	1	-- 179 -3.33

League Average Week-by-Week



**\*\*Last Week's High Scores for Immediate Release\*\***

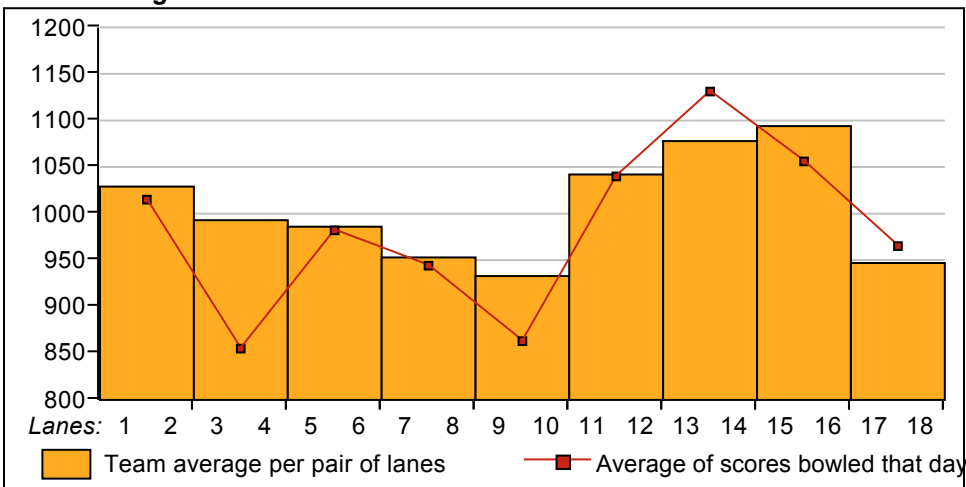
<u>Scratch Game</u>		<u>Scratch Game</u>		<u>Scratch Series</u>		<u>Scratch Series</u>	
300	Eric Floyhar Jr	257	Glen Kosiara	752	Alex DaCorte	695	Dan Kleszynski
279	Alex DaCorte	256	Gregg Schmied	747	Jason Barkowski	694	Gary Purcell
278	Jason Zilz	255	Jim Maynard	744	Dan Witulski	689	Tom Stefanich
277	Jim Rudolf	253	John Gray	727	Rick Jendra	678	George Alvarado
277	Rick Jendra	248	David DalCorobbo	724	Eric Floyhar Jr	669	David DalCorobbo
268	Tom Stefanich	248	George Alvarado	717	Jim Rudolf	663	Robby Cuthbert
267	Dan Witulski	247	Robby Cuthbert	716	William Fuehrmeyer	662	Rich Kozora
258	William Fuehrmeyer	247	Gary Purcell	715	Gregg Schmied	653	Jim Maynard
258	Jason Barkowski	247	Dan Kleszynski	709	Tony Manestar	652	Tom Milcarek Jr
257	Paul Gadzinski	247	Joe Mikolajczak	707	Tom Lombardo	650	Curt Jensen

# STARDUST BOWL III

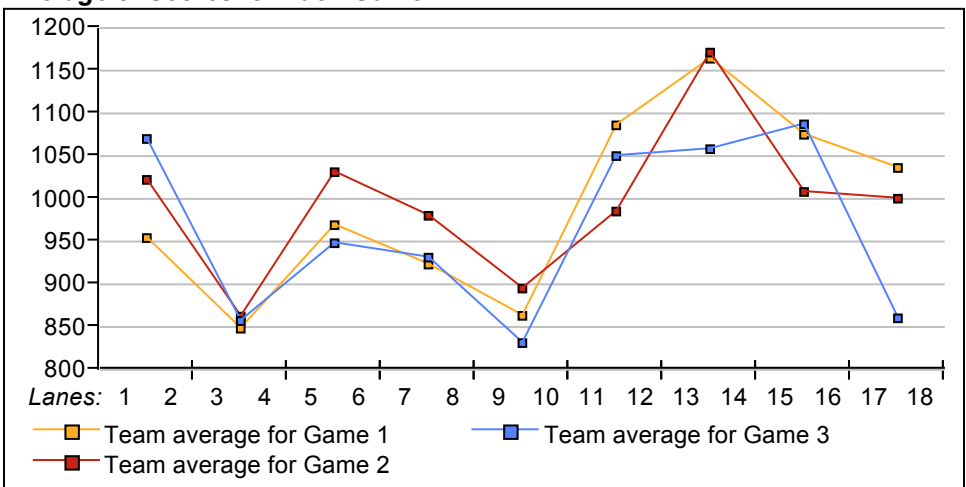
***This Week's Statistics: Lefties vs Righties****Unless designated left handed, bowlers are considered right handed.*

	<u>Over All</u>	<u>Right</u>	<u>Left</u>
How many people bowled	86	80	6
Number of games bowled	258	240	18
Actual average of week's scores	197.24	196.27	210.22
How many games above average	112	103	9
How many games below average	144	135	9
Pins above/below average per game	-4.00	-4.13	-2.28
How many people raised average by this amount	34 0.71	31 0.67	3 1.02
How many people went down by this amount	52 -0.80	49 -0.81	3 -0.59
League average before bowling	201.72	200.87	213.13
League average after bowling	201.52	200.63	213.34
Change in league average	-0.20	-0.23	0.22
800s	--	--	--
775s	--	--	--
750s	1	1	--
725s	3	3	--
700s	6	4	2
675s	4	3	1
650s	6	5	1
625s	12	12	--
600s	7	7	--
575s	11	11	--
550s	6	6	--
525s	13	12	1
500s	6	6	--
475s	3	3	--
450s	5	4	1
425s	1	1	--
400s	2	2	--
below 400	--	--	--
300s	1	--	1
275s	4	4	--
250s	9	9	--
225s	52	44	8
200s	51	49	2
175s	63	60	3
150s	56	53	3
125s	20	19	1
100s	2	2	--
below 100	--	--	--

**Team Average vs Ave of Scores**



**Average of Scores for Each Game**



**Amount Over/Under Team Average**

