



Stardust Bowl III League
Bowler of the Year Tournament
 Qualifying Round May 11th
 Championship May 18th

Bowling Buddies 11-42

Saturday 6:20 PM

04/28/2012 Week 8 of 8

Lanes 25 - 40

Stardust Bowl

Thank you for bowling with us! We hope to see you next season!

Secretary/Treasurer: Mary Chakonas is on Lane 31

Send us a Friend Request on www.Facebook.com/StardustBowl3

League Standing Sheets are on www.BowlStardust.com with Expanded Stats
 Join our Email List for Standing Sheet updates, Bowling Specials & Coupons!
SUMMER LEAGUE NOW FORMING!! Sox vs Cubs, Money Doubles, Youth/Adult & MORE!
 ===== UPCOMING TOURNAMENTS =====
 ~Bowler of the Year Tournament May 11 & 18. Are you on www.BowlStardust.com
 ~King of the Hill Spring Series March 23 - May 4
 ~King of the Hill Summer Series June 1 - August 17
 ~40 Frame Game Tournament May 5 - August 19 Bowl Any Day Any Time



Thanks for bowling! We hope you had a good time. See you next season!

Team Standings

Place	Lane	#	Team Name	Points Won	Points Lost	%Won	Scratch Pins	Pins + HDCP	Team Ave	High Game	HDCP Game	High Sers	HDCP Sers	Year-To-Date WON	Y-T-D LOST
1	34	16	Bowled Over	35	21	62.5	11393	19846	460	597	923	1597	2590	35	21
2	26	13	We're Only Here 4 Beer	35	21	62.5	11225	19682	455	532	897	1536	2619	35	21
3	27	15	Ten Pins	34	22	60.7	11718	17439	548	653	906	1767	2591	34	22
4	30	8	No Pinheads	33	23	58.9	12026	19460	500	568	892	1592	2543	33	23
5	33	2	4 Balls 2 Strikes	32	24	57.1	10458	17148	498	589	897	1537	2512	32	24
6	28	3	Pin Me Down	30	26	53.6	15365	19961	640	750	959	2067	2694	30	26
7	36	9	Holy Rollers	30	26	53.6	12461	19283	532	574	853	1681	2518	30	26
8	31	1	Stardust Stars	28	28	50.0	12511	19705	258	626	912	1717	2571	28	28
9	37	7	Lucky Strikers	27	29	48.2	15272	19832	635	723	919	2071	2644	27	29
10	35	12	Each Split	27	29	48.2	12834	19410	552	623	874	1779	2520	27	29
11	25	4	Pinheads	27	29	48.2	11285	17081	542	603	880	1717	2548	27	29
12	29	11	Incredibowls	25	31	44.6	10798	19174	482	555	887	1578	2571	25	31
13	38	5	Bowling Stones	24	32	42.9	11764	19531	497	596	904	1580	2560	24	32
14	32	14	King Pins	24	32	42.9	12615	19389	535	685	987	1746	2652	24	32
15	40	10	Family Jewels	21	35	37.5	10947	19101	438	511	851	1460	2455	21	35
16	39	6	Gutter Buddies	14	42	25.0	10179	14547	572	627	864	1757	2503	14	42

Review of Last Week's Bowling.....

Lanes	Team Name	HDCP -1-	HDCP -2-	HDCP -3-	HDCP Total	Last Wk WON	Team Name	HDCP -1-	HDCP -2-	HDCP -3-	HDCP Total	Last Wk WON
25-26	Ten Pins	837	860	819	2516	5	Bowled Over	777	848	824	2449	2
27-28	Pin Me Down	840	805	829	2474	2	King Pins	857	788	904	2549	5
29-30	Bowling Stones	816	734	735	2285	2	We're Only Here 4 B	813	796	835	2444	5
31-32	Stardust Stars	839	890	787	2516	5	Holy Rollers	765	793	819	2377	2
33-34	Gutter Buddies	0	0	0	0	0	Incredibowls	823	775	857	2455	7
35-36	Pinheads	838	774	815	2427	5	Each Split	792	850	763	2405	2
37-38	Lucky Strikers	796	863	841	2500	7	Family Jewels	769	771	826	2366	0
39-40	No Pinheads	735	808	784	2327	2	4 Balls 2 Strikes	897	759	785	2441	5

Individual High Averages

Men	Women
213.50 Brian Mack	144.67 Melissa Truskowski
191.90 Rod McGuffey	143.71 Diane Urnik
185.04 George Coccaro	141.25 Carol Henderson
181.54 Ken Urnik	139.33 Laurie Cuthbert
177.88 Raul Contreras	134.38 Linda Contreras
171.29 Greg Grimler	132.38 Karen Hankus
170.87 Herc Henderson	131.19 Karen Miller
165.39 Larry Oar	127.33 Betsy Washlow
163.48 Wally Vukadinovich	126.10 Mary Chakonas
163.33 Rick Sossong	125.71 Carolyn Swacus

Season High Scores

Team Scratch Game	Team Scratch Series	Team Handicap Game	Team Handicap Series
750 Pin Me Down	2071 Lucky Strikers	987 King Pins	2694 Pin Me Down
723 Lucky Strikers	2067 Pin Me Down	959 Pin Me Down	2652 King Pins

Team Scratch Game		Team Scratch Series		Team Handicap Game		Team Handicap Series	
685	King Pins	1779	Each Split	923	Bowled Over	2644	Lucky Strikers
653	Ten Pins	1767	Ten Pins	919	Lucky Strikers	2619	We're Only Here
627	Gutter Buddies	1757	Gutter Buddies	912	Stardust Stars	2591	Ten Pins
Scratch Game		Scratch Series		Handicap Game		Handicap Series	
Men	259 Brian Mack	740 Brian Mack		303 Jeff Ossanna		773 Pete Felicia	
	246 Tom Cope	652 Raul Contreras		300 Tom Cope		760 Raul Contreras	
	235 Greg Grimler	638 George Coccaro		294 Josh Zimmer		743 Brian Mack	
	235 Raul Contreras	615 Ken Urnik		285 Pete Felicia		734 Jeff Ossanna	
	233 Rod McGuffey	606 Rod McGuffey		277 Bob Bushey		731 Herc Henderson	
Women	190 Diane Urnik	512 Melissa Truskowski		276 Jenny Mack		728 Dawn Hecimovich	
	188 Betsy Washlow	477 Diane Urnik		268 Chris Hayes		728 Carolyn Swacus	
	186 Melissa Truskowski	476 Carolyn Swacus		264 Dawn Hecimovich		725 Karen Miller	
	184 Karen Miller	465 Karen Miller		262 Candi Marcinkovich		725 Melissa Truskowski	
	182 Laurie Cuthbert	459 Karen Hankus		260 Karen Miller		715 Chris Hayes	
				260 Diane Urnik			
				260 Betsy Washlow			

Season Game Over Average
Game - Ave = Difference

Men	218 - 115 = 103	Jeff Ossanna
	246 - 150 = 96	Tom Cope
	195 - 100 = 95	Josh Zimmer
	220 - 137 = 83	Pete Felicia
	193 - 116 = 77	Bob Bushey
Women	177 - 99 = 78	Jenny Mack
	162 - 92 = 70	Chris Hayes
	169 - 104 = 65	Dawn Hecimovich
	155 - 91 = 64	Candi Marcinkovich
	162 - 102 = 60	Jill Hoffman

Season Series over Average
Series - Ave = Difference

	578 - 411 = 167	Pete Felicia
	652 - 510 = 142	Raul Contreras
	479 - 345 = 134	Jeff Ossanna
	541 - 417 = 124	Tom Cope
	433 - 312 = 121	Keith McGuffey
	443 - 312 = 131	Dawn Hecimovich
	443 - 315 = 128	Karen Miller
	476 - 348 = 128	Carolyn Swacus
	397 - 276 = 121	Chris Hayes
	512 - 393 = 119	Missella Truskowski

Most Improved Average

Men	124 to 154.33 = +30.33	Tom Cope	100 to 120.90 = +20.90	Josh Zimmer	95 to 115.33 = +20.33	Keith McGuffey
Women	70 to 110.76 = +40.76	Jill Hoffman	92 to 116.28 = +24.28	Chris Hayes	128 to 144.67 = +16.67	Missella Truszko

Most Un-Improved Average

Men	187 to 162.42 = -24.58	Bob Cuthbert	197 to 177.88 = -19.13	Raul Contreras	123 to 110.22 = -12.78	Mitch Hankus
Women	128 to 109.44 = -18.56	Mary Grimler	135 to 119.92 = -15.08	Maria Oar	158 to 143.71 = -14.29	Diane Urnik

Last Week's Top Scores

Team Scratch Game		Team Scratch Series		Team Handicap Game		Team Handicap Series	
678	Lucky Strikers	1945	Lucky Strikers	904	King Pins	2549	King Pins
660	Pin Me Down	1934	Pin Me Down	897	4 Balls 2 Strikes	2516	Stardust Stars
617	Stardust Stars	1724	Ten Pins	890	Stardust Stars	2516	Ten Pins
596	Ten Pins	1697	Stardust Stars	863	Lucky Strikers	2500	Lucky Strikers
595	King Pins	1626	Pinheads	860	Ten Pins	2474	Pin Me Down
Scratch Game		Scratch Series		Handicap Game		Handicap Series	
Men	259 Brian Mack	740 Brian Mack		300 Tom Cope		743 Brian Mack	
	246 Tom Cope	606 Rod McGuffey		273 Greg Grimler		708 Tom Cope	
	235 Greg Grimler	586 Greg Grimler		260 Brian Mack		700 Greg Grimler	
	232 Rod McGuffey	583 Ken Urnik		250 Rod McGuffey		679 Mike Hecimovich	
	214 George Coccaro	569 George Coccaro		246 Dave Hecimovich		664 Ken Urnik	
						664 Dave Hecimovich	
Women	176 Karen Hankus	436 Karen Hankus		248 Karen Hankus		652 Karen Hankus	
	155 Danielle Radoe	419 Diane Urnik		246 Anna K		649 Jill Hoffman	
	149 Mary Chakonas	400 Mary Chakonas		235 Lynda Jesse		638 Tish Hecimovich	
	149 Barb McGuffey	383 Barb McGuffey		234 Danielle Radoe		631 Mary Chakonas	
	148 Diane Urnik	378 Linda Contreras		232 Jamie Reinhart		626 Candi Marcinkovich	
		378 Danielle Radoe				626 Barb McGuffey	

Weekly Game Over Average
Game - Ave = Difference

Men	246 - 150 = 96	Tom Cope
	235 - 167 = 68	Greg Grimler
	259 - 208 = 51	Brian Mack
	184 - 141 = 43	Dave Hecimovich
	232 - 190 = 42	Rod McGuffey
Women	136 - 87 = 49	Anna K
	176 - 130 = 46	Karen Hankus
	134 - 97 = 37	Lynda Jesse
	130 - 96 = 34	Jamie Reinhart

Weekly Series over Average
Series - Ave = Difference

	740 - 624 = 116	Brian Mack
	546 - 450 = 96	Tom Cope
	586 - 501 = 85	Greg Grimler
	535 - 468 = 67	Mike Hecimovich
	478 - 423 = 55	Dave Hecimovich
	376 - 324 = 52	Jill Hoffman
	278 - 228 = 50	Tish Hecimovich
	436 - 390 = 46	Karen Hankus
	400 - 372 = 28	Mary Chakonas

Weekly Game Over Average

Game - Ave = Difference

155 - 122 = 33

Danielle Radoe

Weekly Series over Average

Series - Ave = Difference

316 - 288 = 28

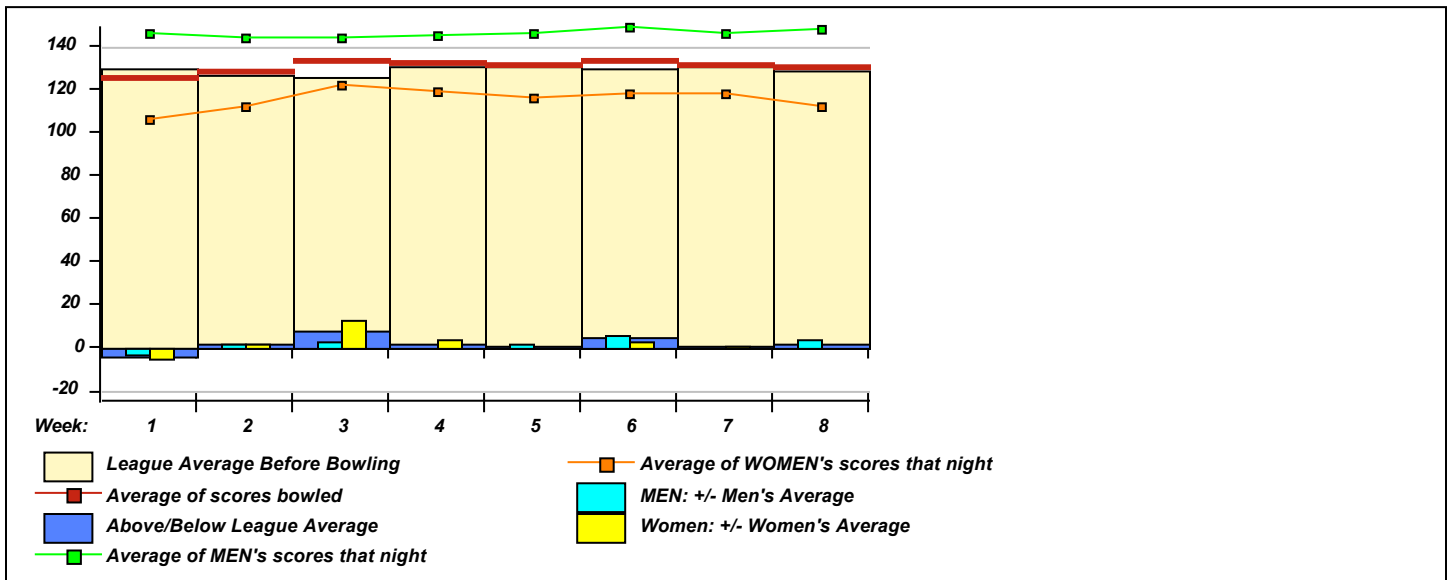
Jamie Reinhart

Team Results

Name	True			HDCP High					HDCP High		HDCP To Raise		To Drop		Most Improved			
	Average	HDCP	Pins Gms	-1-	-2-	-3-	Total	Total	Game	Game	Sers	Sers	Avg +1	Avg -1	200's	600's	Ave +/-	
1 - Stardust Stars Lane 31 HDCP=145 Ave=258																		
Mary Chakonas	126.10	75	2648	21	137	149	114	400	631	159	240	423	670	400	375	--	--	135 -8.90
Al Chakonas	132.38	70	3177	24	132	120	146	398	608	167	243	452	692	414	386	--	--	143 -10.63
Greg Lesnik	0	0	0					0	0	0		0			--	--		
Steph Lesnik	0	0	0					0	0	0		0			--	--		
Barb M	86.00	111	258	3				0	0	103	214	258	591	264	257	--	--	86 0.00
Betsy Washlow	127.33	74	1528	12	133	102	118	353	569	188	260	413	656	392	376	--	--	120 +7.33
Joe Ulfig	115.33	85	692	6				0	0	140	217	373	604	352	342	--	--	124 -8.67
Tom Cope	154.33	50	3704	24	164	246	136	546	708	246	300	546	730	481	453	2	--	124 +30.33
2 - 4 Balls 2 Strikes Lane 33 HDCP=306 Ave=498																		
Julie Pruim	113.14	87	2376	21	116	84	125	325	586	144	234	372	641	360	335	--	--	103 +10.14
Joe D. Pruim	140.11	63	2522	18	166	120	150	436	625	189	254	448	658	439	417	--	--	141 -0.89
Lynda Jesse	98.10	100	2060	21	134	100	78	312	615	134	235	333	673	316	291	--	--	95 +3.10
Carl Jesse	147.07	56	2206	15	173	147	124	444	615	184	236	458	615	458	439	--	--	153 -5.93
Paul Myers	157.78	47	1420	9				0	0	178	238	497	677	476	463	--	--	143 +14.78
Ed Kennedy	123.67	78	371	3				0	0	134	212	371	605	373	366	--	--	123 +0.67
3 - Pin Me Down Lane 28 HDCP=179 Ave=640																		
Karen Miller	131.19	71	2755	21	a121	a121	a121	363	576	184	260	465	725	413	388	--	--	138 -6.81
George Coccaro	185.04	22	4441	24	214	172	183	569	638	226	252	638	722	581	553	5	1	192 -6.96
Diane Urnik	143.71	60	3449	24	133	138	148	419	596	190	260	477	663	439	411	--	--	158 -14.29
Ken Urnik	181.54	26	4357	24	192	194	197	583	664	223	250	615	720	557	529	6	1	182 -0.46
4 - Pinheads Lane 25 HDCP=266 Ave=542																		
Greg Grimler	171.29	35	3597	21	235	173	178	586	700	235	273	589	721	531	506	1	--	153 +18.29
Mary Grimler	109.44	90	1970	18	105	89	120	314	584	162	252	387	657	340	318	--	--	128 -18.56
Amanda Vukadinovich	99.33	99	2086	21	79	102	88	269	566	138	226	340	601	314	289	--	--	113 -13.67
Wally Vukadinovich	163.48	42	3433	21	152	143	162	457	577	210	256	526	667	503	478	2	--	149 +14.48
Angie Rosinski	66.33	129	199	3				0	0	80	209	199	586	203	196	--	--	66 +0.33
5 - Bowling Stones Lane 38 HDCP=307 Ave=497																		
Joleen Schuch	119.25	81	2862	24	112	102	107	321	561	167	250	394	647	378	350	--	--	112 +7.25
Dan Schuch	145.19	58	3049	21	169	120	118	407	578	199	259	483	705	455	430	--	--	140 +5.19
Tammy Bushey	103.71	96	2489	24	82	107	96	285	570	133	231	361	679	319	291	--	--	101 +2.71
Bob Bushey	130.96	72	3143	24	151	103	112	366	576	208	277	457	709	394	366	1	--	133 -2.04
Jamie ???	73.67	123	221	3				0	0	88	211	221	590	223	216	--	--	73 +0.67
6 - Gutter Buddies Lane 39 HDCP=239 Ave=572																		
Laurie Cuthbert	139.33	63	1254	9a	a129	a129	a129	387	576	182	242	433	613	426	413	--	--	145 -5.67
Bob Cuthbert	162.42	43	1949	12	a152	a152	a152	456	585	191	235	513	627	496	480	--	--	187 -24.58
Chris Hayes	116.28	84	2093	18	a106	a106	a106	318	570	163	268	397	715	364	342	--	--	92 +24.28
Jim Hayes	155.44	49	2798	18	a145	a145	a145	435	582	178	228	499	649	478	456	--	--	154 +1.44
7 - Lucky Strikers Lane 37 HDCP=186 Ave=635																		
Jenny Mack	111.95	89	2351	21	a101	a101	a101	303	570	177	276	395	692	337	312	--	--	105 +6.95
Linda Contreras	134.38	68	3225	24	135	117	126	378	579	170	236	444	660	420	392	--	--	139 -4.63
Raul Contreras	177.88	29	4269	24	140	201	183	524	608	235	271	652	760	537	509	7	1	197 -19.13
Brian Mack	213.50	0	5124	24	235	259	246	740	743	259	263	740	743	654	626	19	6	212 +1.50
8 - No Pinheads Lane 30 HDCP=304 Ave=500																		
Jim Mcmanus	146.79	57	3523	24	114	118	130	362	524	202	259	526	703	446	418	1	--	144 +2.79
Marcy Mcmanus	112.42	88	2698	24	115	117	103	335	599	136	230	381	663	353	325	--	--	116 -3.58
Cindy Walsh	113.24	87	2378	21	103	127	111	341	602	139	232	357	624	358	333	--	--	118 -4.76
Bob Walsh	129.48	72	2719	21	102	145	139	386	602	167	242	448	676	401	376	--	--	117 +12.48
Jill Behn	112.00	88	336	3				0	0	124	212	336	600	342	335	--	--	112 0.00
9 - Holy Rollers Lane 36 HDCP=276 Ave=532																		
Betsy Mardirosian	89.81	108	1886	21	a79	a79	a79	237	561	116	221	301	628	274	249	--	--	94 -4.19
Marty Mardirosian	132.08	70	3170	24	117	145	171	433	649	171	243	433	649	421	393	--	--	134 -1.92
Carol Henderson	141.25	62	1695	12	a131	a131	a131	393	579	166	228	441	616	435	419	--	--	131 +10.25
Herc Henderson	170.87	36	2563	15	a160	a160	a160	480	588	216	260	605	731	515	496	4	1	151 +19.87
Lea Mcfarland	110.67	90	332	3				0	0	155	245	332	602	334	327	--	--	110 +0.67
John Mcfarland	136.67	66	410	3				0	0	162	228	410	608	412	405	--	--	136 +0.67
Bill Behn	137.33	65	824	6				0	0	173	227	452	614	418	408	--	--	150 -12.67

Name	True			-1-	-2-	-3-	Total	HDCP High			HDCP To Raise			To Drop		Most Improved		
	Average	HDCP	Pins Gms					Total	Game	Game	Sers	Sers	Avg +1	Avg -1	200's	600's	Ave	+/-
10 - Family Jewels																		
Lane 40 HDCP=361 Ave=438																		
Lindsay Oostman	105.42	94	1265	12	70	98	126	294	570	138	246	375	699	325	309	--	--	90 +15.42
John Oostman	91.06	107	1639	18	79	70	94	243	558	120	225	308	605	293	271	--	--	99 -7.94
Karen Hankus	132.38	70	2780	21	176	121	139	436	652	176	248	459	681	412	387	--	--	127 +5.38
Mitch Hankus	110.22	90	1984	18	86	124	109	319	586	165	243	370	624	347	325	--	--	123 -12.78
Inga Sossong	108.33	91	325	3				0	0	121	212	325	598	329	322	--	--	108 +0.33
Rick Sossong	163.33	42	490	3				0	0	181	223	490	616	494	487	--	--	163 +0.33
Donnis Peters	102.67	97	308	3				0	0	112	209	308	599	310	303	--	--	102 +0.67
11 - Incredibowls																		
Lane 29 HDCP=320 Ave=482																		
Jason Reinhart	107.42	92	1289	12				0	0	154	251	365	656	331	315	--	--	106 +1.42
Jamie Reinhart	97.67	101	2051	21	99	87	130	316	622	130	232	318	622	301	276	--	--	88 +9.67
Melissa Truskowski	144.67	59	1302	9				0	0	186	257	512	725	438	425	--	--	128 +16.67
Dave Heber	134.50	68	3228	24	150	156	117	423	630	164	233	423	630	417	389	--	--	130 +4.50
Robb McDowell	90.89	108	818	9				0	0	106	203	306	597	274	261	--	--	102 -11.11
Jen McDowell	101.89	98	917	9				0	0	126	218	322	598	307	294	--	--	107 -5.11
Kurt Koepl	68.67	127	206	3				0	0	72	199	206	587	208	201	--	--	68 +0.67
Josh Roux	133.00	69	399	3	141	92	166	399	606	166	235	399	606	405	398	--	--	133 0.00
Becca Roux	101.00	98	303	3	95	102	106	303	597	106	204	303	597	309	302	--	--	101 0.00
12 - Each Split																		
Lane 35 HDCP=257 Ave=552																		
Shane Swacus	143.46	60	3443	24	158	141	137	436	616	183	246	476	665	445	417	--	--	141 +2.46
Carolyn Swacus	125.71	76	2640	21				0	0	175	255	476	728	384	359	--	--	133 -7.29
Larry Oar	165.39	40	2977	18				0	0	195	232	546	636	509	487	--	--	173 -7.61
Maria Oar	119.92	81	1439	12				0	0	162	235	406	625	361	345	--	--	135 -15.08
Rachel Port	82.00	115	246	3				0	0	90	205	246	591	252	245	--	--	82 0.00
Bill Port	113.33	87	340	3				0	0	129	216	340	601	344	337	--	--	113 +0.33
Joe K	106.67	93	320	3	110	104	106	320	599	110	203	320	599	322	315	--	--	106 +0.67
Anna K	87.33	110	262	3	61	136	65	262	592	136	246	262	592	266	259	--	--	87 +0.33
Betsy K	105.33	94	316	3	106	112	98	316	598	112	206	316	598	320	313	--	--	105 +0.33
13 - We're Only Here 4 Beer																		
Lane 26 HDCP=345 Ave=455																		
Brad Marcinkovich	111.79	89	2683	24	83	112	136	331	595	151	241	373	643	341	313	--	--	106 +5.79
Candi Marcinkovich	111.75	89	2682	24	117	118	121	356	626	155	262	373	667	342	314	--	--	104 +7.75
Pete Felicia	146.83	57	3524	24	166	137	141	444	615	220	285	578	773	445	417	1	--	138 +8.83
Jen Felicia	87.33	110	524	6				0	0	107	214	274	595	268	258	--	--	91 -3.67
Becky Carnagey	100.67	99	1812	18	113	95	103	311	608	131	234	351	668	309	287	--	--	88 +12.67
14 - King Pins																		
Lane 32 HDCP=272 Ave=535																		
Jeff Ossanna	137.83	65	2481	18				0	0	218	303	479	734	417	395	1	--	136 +1.83
Kathy Ossanna	119.33	81	2148	18				0	0	150	231	409	652	372	350	--	--	117 +2.33
Dawn Hecimovich	120.26	81	2285	19	95	122	114	331	568	169	264	443	728	377	354	--	--	124 -3.74
Mike Hecimovich	159.21	45	3821	24	194	149	192	535	679	194	242	535	679	499	471	--	--	170 -10.79
Tish Hecimovich	84.50	113	507	6	78	95	105	278	638	105	225	278	638	258	248	--	--	76 +8.50
Dave Hecimovich	150.50	54	903	6	181	113	184	478	664	184	246	478	664	456	446	--	--	141 +9.50
15 - Ten Pins																		
Lane 27 HDCP=262 Ave=548																		
Rod McGuffey	191.90	17	4030	21	173	232	201	606	660	233	255	606	666	578	553	10	2	188 +3.90
Barb McGuffey	120.81	81	2537	21	109	149	125	383	626	151	237	406	664	367	342	--	--	117 +3.81
Keith McGuffey	115.33	85	1730	15	136	117	104	357	615	165	260	433	718	358	339	--	--	95 +20.33
Danielle Radoe	122.80	79	1842	15	155	98	125	378	615	168	254	417	675	372	353	--	--	114 +8.80
Kevin McGuffey	138.17	64	829	6				0	0	159	227	426	630	422	412	--	--	134 +4.17
Stacy McGuffey	125.00	76	750	6				0	0	159	237	381	615	384	374	--	--	123 +2.00
16 - Bowled Over																		
Lane 34 HDCP=341 Ave=460																		
Lois Zimmer	118.76	82	2494	21	114	117	116	347	590	158	240	378	625	362	337	--	--	116 +2.76
Josh Zimmer	120.90	81	2539	21	100	149	136	385	628	195	294	426	705	365	340	--	--	100 +20.90
Jill Hoffman	110.76	90	2326	21	108	139	129	376	649	162	259	413	704	338	313	--	--	70 +40.76
Jason Klee	112.87	88	1693	15	116	104	104	324	582	148	232	381	633	341	322	--	--	113 -0.13
Joe R	144.67	59	434	3				0	0	161	220	434	611	436	429	--	--	144 +0.67
Bill Hand	124.00	77	248	2				0	0	143	220	248	402	377	371	--	--	

League Average Week-by-Week



STARDUST BOWL III

***** Last Week's High Scores for Immediate Release *****

	<u>Scratch Game</u>		<u>Scratch Game</u>		<u>Scratch Series</u>		<u>Scratch Series</u>	
Men	259	Brian Mack	194	Ken Urnik	740	Brian Mack	444	Carl Jesse
	246	Tom Cope	194	Mike Hecimovich	606	Rod McGuffey	444	Pete Felicia
	246	Brian Mack	192	Ken Urnik	586	Greg Grimler	436	Joe Pruim
	235	Greg Grimler	192	Mike Hecimovich	583	Ken Urnik	436	Shane Swacus
	235	Brian Mack	184	Dave Hecimovich	569	George Coccaro	433	Marty Mardirosian
	232	Rod McGuffey	183	Raul Contreras	546	Tom Cope	423	Dave Heber
	214	George Coccaro	183	George Coccaro	535	Mike Hecimovich	407	Dan Schuch
	201	Rod McGuffey	181	Dave Hecimovich	524	Raul Contreras	399	Josh Roux
	201	Raul Contreras	178	Greg Grimler	478	Dave Hecimovich	398	Al Chakonas
	197	Ken Urnik	173	Greg Grimler	457	Wally Vukadinovich	386	Bob Walsh
Women	176	Karen Hankus	135	Linda Contreras	436	Karen Hankus	341	Cindy Walsh
	155	Danielle Radoe	134	Lynda Jesse	419	Diane Urnik	335	Marcy Mcmanus
	149	Mary Chakonas	133	Diane Urnik	400	Mary Chakonas	331	Dawn Hecimovich
	149	Barb McGuffey	133	Betsy Washlow	383	Barb McGuffey	325	Julie Pruim
	148	Diane Urnik	130	Jamie Reinhart	378	Linda Contreras	321	Joleen Schuch
	139	Jill Hoffman	129	Jill Hoffman	378	Danielle Radoe	316	Jamie Reinhart
	139	Karen Hankus	127	Cindy Walsh	376	Jill Hoffman	316	Betsy K
	138	Diane Urnik	126	Linda Contreras	356	Candi Marcinkovich	314	Mary Grimler
	137	Mary Chakonas	126	Lindsay Oostman	353	Betsy Washlow	312	Lynda Jesse
	136	Anna K	125	Julie Pruim	347	Lois Zimmer	311	Becky Carnagey

STARDUST BOWL III

Bracket Payments

<u>Bowler</u>	<u>Lane</u>	<u>Refund</u>	<u>Winnings</u>	<u>Amt Paid</u>	<u>Balance Due</u>
---------------	-------------	---------------	-----------------	-----------------	--------------------



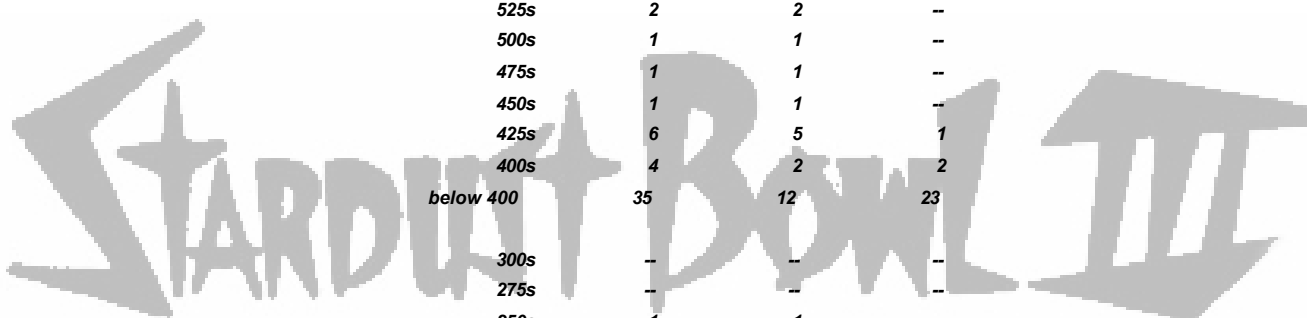
Local and Bowling Center Awards

Name	ID Number	Award Average	Award Games	G1	G2	G3	Series	Award Score	Award Received
Tom Cope	-	150	21	164	246	136	546	246	225 Game (<150) (TNBA Awards)
	-	150	21	164	246	136	546	246	75 Pins Over Ave Game (Local Assoc. A
	-	150	21	164	246	136	546	246	75 Pins Over Ave Game (Bowling Center
Dave Hecimovich	-	141	3	181	113	184	478	478	??? Series Award (State Assoc. Awards)
	-	141	3	181	113	184	478	181	??? Game Award (State Assoc. Awards)
Tish Hecimovich	-	76	3	78	95	105	278	278	??? Series Award (State Assoc. Awards)
	-	76	3	78	95	105	278	78	??? Game Award (State Assoc. Awards)
Anna K	-			61	136	65	262	262	??? Series Award (State Assoc. Awards)
	-			61	136	65	262	61	??? Game Award (State Assoc. Awards)
Betsy K	-			106	112	98	316	316	??? Series Award (State Assoc. Awards)
	-			106	112	98	316	106	??? Game Award (State Assoc. Awards)
Joe K	-			110	104	106	320	320	??? Series Award (State Assoc. Awards)
	-			110	104	106	320	110	??? Game Award (State Assoc. Awards)
Brian Mack	-	208	21	235	259	246	740	740	700 Series Award (TNBA Awards)
	-	208	21	235	259	246	740	740	700 Series Award (Local Assoc. Awards)
	-	208	21	235	259	246	740	740	Pins Over Ave Series (State Assoc. Awar
	-	208	21	235	259	246	740	740	700 Series Award (Bowling Center Awar
	-	208	21	235	259	246	740	740	700 Series Award (Other Awards)
Becca Roux	-			95	102	106	303	303	??? Series Award (State Assoc. Awards)
	-			95	102	106	303	95	??? Game Award (State Assoc. Awards)
Josh Roux	-			141	92	166	399	399	??? Series Award (State Assoc. Awards)
	-			141	92	166	399	141	??? Game Award (State Assoc. Awards)
Bob Walsh	-	129	18	102	145	139	386	386	??? Series Award (State Assoc. Awards)
	-	129	18	102	145	139	386	102	??? Game Award (State Assoc. Awards)
Cindy Walsh	-	113	18	103	127	111	341	341	??? Series Award (State Assoc. Awards)
	-	113	18	103	127	111	341	103	??? Game Award (State Assoc. Awards)

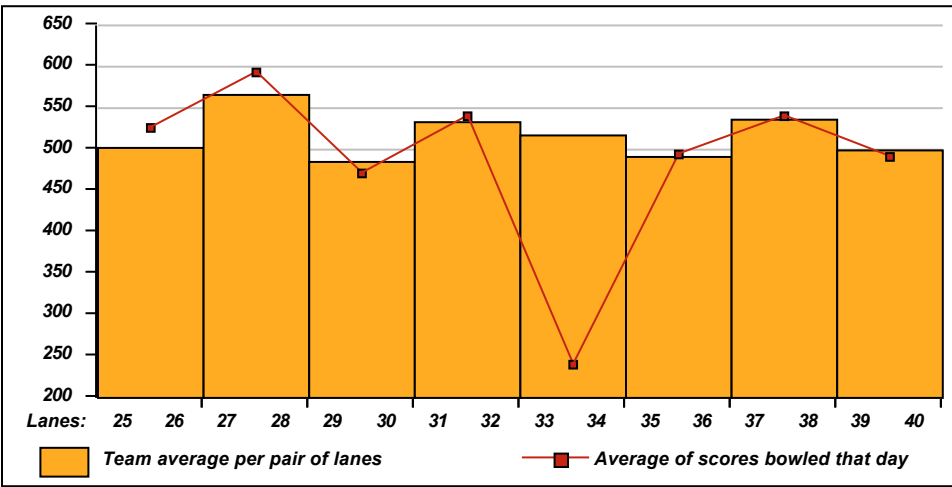


This Week's Statistics

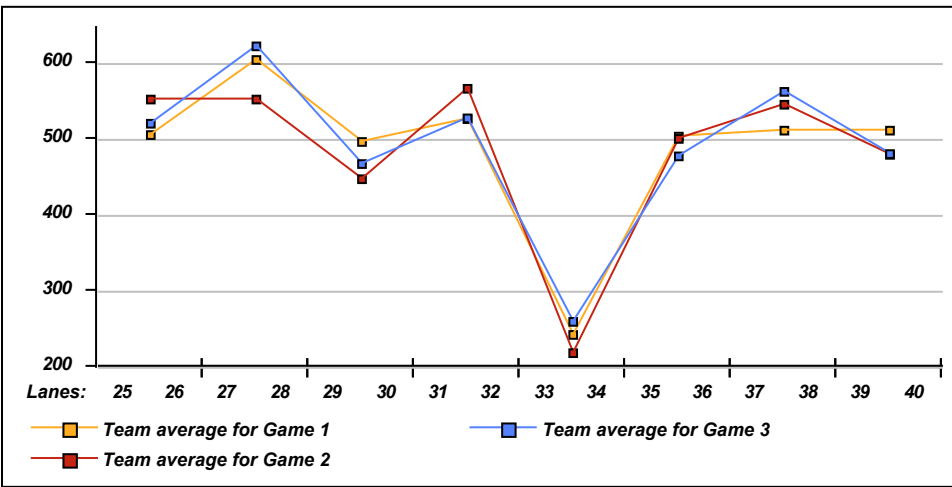
	Over All	Men	Women
How many people bowled	55	29	26
Number of games bowled	165	87	78
Actual average of week's scores	130.76	147.55	112.04
How many games above average	84	46	38
How many games below average	75	38	37
Pins above/below average per game	2.56	4.59	0.31
How many people raised average	28	17	11
by this amount	1.96	2.06	1.80
How many people went down	22	10	12
by this amount	-1.34	-1.33	-1.36
League average before bowling	128.61	143.37	112.16
League average after bowling	129.07	144.12	112.29
Change in league average	0.46	0.75	0.13
800s	--	--	--
775s	--	--	--
750s	--	--	--
725s	1	1	--
700s	--	--	--
675s	--	--	--
650s	--	--	--
625s	--	--	--
600s	1	1	--
575s	2	2	--
550s	1	1	--
525s	2	2	--
500s	1	1	--
475s	1	1	--
450s	1	1	--
425s	6	5	1
400s	4	2	2
below 400	35	12	23
300s	--	--	--
275s	--	--	--
250s	1	1	--
225s	5	5	--
200s	3	3	--
175s	11	10	1
150s	18	17	1
125s	40	20	20
100s	61	25	36
below 100	26	6	20



Team Average vs Ave of Scores



Average of Scores for Each Game



Amount Over/Under Team Average

