



**Valentine's Singles**  
w/Doubles Feb. 4 - 20  
Singles - 1st Place \$1,000  
Doubles - 1st Place \$500

**Stardust League**

Sunday 7:00 pm

01/16/2011 Week 12 of 21

Lanes 1 - 10

Stardust Bowl

Secretary/Treasurer: Shaun Ciesielski



Find us on Facebook

Send us a Friend Request on [www.Facebook.com/StardustBowl3](http://www.Facebook.com/StardustBowl3)



Find us on Facebook

League Standing Sheets are on [www.BowlStardust.com](http://www.BowlStardust.com) Sign up for Email Alerts

~Join our Email List! Get League updates, Open Bowl Specials & Coupons!

===== U P C O M I N G T O U R N A M E N T S =====

~U.S. Open Qualifier January 23rd @ 10:30am

~Valentine's Singles with Doubles Tournament February 4 - 20

~St. Patty's 9 Pin No Tap Tournament March 4 - 20

~Are you on [www.BowlStardust.com](http://www.BowlStardust.com)? Bowler of the Year Tournament May 13 & 20

**Lane Assignments**

	1-2	3-4	5-6	7-8	9-10
13 01/23	6-1	5-8	3-7	9-2	4-10
14 01/30	8-9	7-6	5-2	1-3	4-10
15 02/06	3-5	2-6	1-9	7-8	4-10

**Team Standings**

Place	Lane	#	Team Name	Points Won	Points Lost	%Won	Scratch Pins	Pins + HDCP	Team Ave	High Game	HDCP Game	High Sers	HDCP Year-To-Date Sers	Y-T-D WON	Y-T-D LOST
1	2	1	Pucking Around	69	15	82.1	16128	31443	445	576	971	1549	2746	69	15
2	4	8	Let's Have One	53	31	63.1	20197	30781	565	633	928	1789	2650	53	31
3	3	5	Hard 10	51	33	60.7	20680	28897	628	755	1010	2039	2804	51	33
4	6	7	Boersma Bowlers	48	36	57.1	21324	30411	592	673	923	1922	2702	48	36
5	7	9	Holy Bowler Misfits	45	39	53.6	17008	30568	469	580	963	1532	2681	45	39
6	8	2	Dry Bumpers	40	44	47.6	20987	30830	584	715	1002	1925	2747	40	44
7	1	6	Lower Body Injury	36	48	42.9	20719	30805	574	650	931	1820	2654	36	48
8	5	3	Beat Team Avg -40	20	64	23.8	14858	18146	0	829	965	2327	2668	20	64
9	9	4	Garbage Day II	12	72	14.3	3541	5104	699	747	908	2101	2584	12	72
10	10	10	BYE	2	82		0	0	0	0	0	0	0	2	82

**Review of Last Week's Bowling.....**

Lanes	Team Name	HDCP -1-	HDCP -2-	HDCP -3-	HDCP Total	Last Wk WON	Team Name	HDCP -1-	HDCP -2-	HDCP -3-	HDCP Total	Last Wk WON
1-2	Pucking Around	835	928	971	2734	7	Hard 10	830	844	902	2576	0
3-4	Let's Have One	804	892	882	2578	5	Boersma Bowlers	834	841	837	2512	2
5-6	Holy Bowler Misfits	878	849	857	2584	4	Dry Bumpers	975	834	819	2628	3
7-8	Lower Body Injury	817	883	857	2557	7	Beat Team Avg -40	0	0	0	0	0
9-10	Garbage Day II	0	0	0	0	0	BYE	0	0	0	0	0

**Individual High Averages**

Men	Average	Name	Women	Average	Name
199.41	John Ciarrocchi	146.67	Laurie Ciarrocchi		
190.86	Russell Boersma Sr	131.58	Michele Boersma		
180.09	William McGowen	129.94	Jennie Terrell		
173.89	Jason Zurek	121.55	Joleena Calhoun		
173.06	Dan Calhoun	120.67	Kris Lang		
161.67	Derek Ebeltoft	119.92	Sandy Skorupa		
156.06	Jeff Ebeltoft	103.12	Michelle Collina		
153.25	Mark Lazerus	97.81	Sonja Zacny		
149.31	Scott Bort	87.72	Janet Darrar		
145.31	Russell Boersma Jr	73.76	Sharon Nemeth		

**Season High Scores**

Team Scratch Game	Team Scratch Series	Team Handicap Game	Team Handicap Series
829 Beat Team Avg -40	2327 Beat Team Avg -40	1010 Hard 10	2804 Hard 10
755 Hard 10	2101 Garbage Day II	1002 Dry Bumpers	2747 Dry Bumpers
747 Garbage Day II	2039 Hard 10	971 Pucking Around	2746 Pucking Around
715 Dry Bumpers	1925 Dry Bumpers	965 Beat Team Avg -40	2702 Boersma Bowler
673 Boersma Bowlers	1922 Boersma Bowlers	963 Holy Bowler Misfits	2681 Holy Bowler Misfit
Scratch Game	Scratch Series	Handicap Game	Handicap Series
253 John Ciarrocchi	675 Russell Boersma Sr	298 Dan Calhoun	792 Gary Bess
253 Russell Boersma Sr	655 John Ciarrocchi	297 Gary Bess	780 John Ciarrocchi
248 Dan Calhoun	617 William McGowen	289 John Ciarrocchi	762 Russell Boersma Sr
246 William McGowen	607 Jason Zurek	286 Jimmy Akers	760 Jason Zurek
224 Jason Zurek	596 Dan Calhoun	282 William McGowen	740 William McGowen
222 Gary Bess		282 Russell Boersma Sr	

**Season High Scores - Continued**

Women	196	Laurie Ciarrocchi	490	Laurie Ciarrocchi	275	Michelle Collina	739	Michelle Collina
	176	Jennie Terrell	452	Jennie Terrell	273	Janet Darrar	725	Janet Darrar
	175	Michele Boersma	451	Michele Boersma	270	Sandy Skorupa	713	Kris Lang
	168	Joleena Calhoun	429	Joleena Calhoun	265	Sonja Zacny	710	Jennie Terrell
	161	Michelle Collina	411	Sandy Skorupa	263	Laurie Ciarrocchi	708	Sandy Skorupa
	161	Sandy Skorupa						

**Most Improved Average**

Men	127	to	136.94	= +9.94	Jimmy Akers	147	to	156.06	= +9.06	Jeff Ebeltoft	164	to	173.06	= +9.06	Dan Calhoun
Women	84	to	103.12	= +19.12	Michelle Collina	83	to	97.81	= +14.81	Sonja Zacny	74	to	87.72	= +13.72	Janet Darrar

**Most Un-Improved Averages**

Men	171	to	161.67	= -9.33	Derek Ebeltoft	153	to	145.31	= -7.69	Russell Boersm	178	to	173.89	= -4.11	Jason Zurek
Women	121	to	121.55	= +0.55	Joleena Calhoun	130	to	131.58	= +1.58	Michele Boersm	119	to	120.67	= +1.67	Kris Lang

**Last Week's Top Scores**

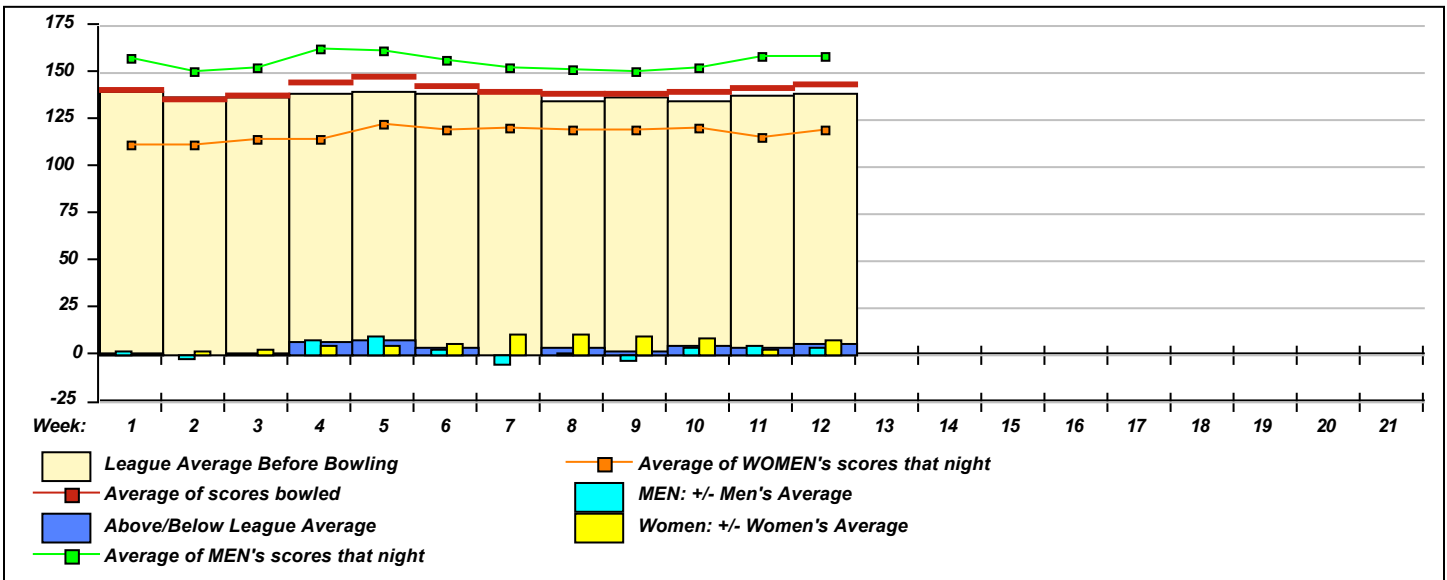
Team Scratch Game		Team Scratch Series		Team Handicap Game		Team Handicap Series		
707	Dry Bumpers	1901	Hard 10	975	Dry Bumpers	2734	Pucking Around	
677	Hard 10	1824	Dry Bumpers	971	Pucking Around	2628	Dry Bumpers	
612	Let's Have One	1741	Boersma Bowlers	902	Hard 10	2584	Holy Bowler Misfit	
609	Lower Body Injury	1738	Let's Have One	892	Let's Have One	2578	Let's Have One	
584	Boersma Bowlers	1735	Lower Body Injury	883	Lower Body Injury	2576	Hard 10	
Scratch Game		Scratch Series		Handicap Game		Handicap Series		
Men	239	Russell Boersma Sr	616	Russell Boersma Sr	276	Dan Calhoun	716	Kyle Baker
	232	Dan Calhoun	608	John Ciarrocchi	273	Kyle Baker	698	Dan Calhoun
	214	John Ciarrocchi	568	Jason Zurek	266	Russell Boersma Sr	697	Jason Zurek
	212	Jason Zurek	566	Dan Calhoun	255	Jason Zurek	697	Russell Boersma Sr
	182	William McGowen	504	William McGowen	246	Tom Skorupa	694	Scott Bort
							693	Rob Loosemore
Women	178	Laurie Ciarrocchi	456	Laurie Ciarrocchi	273	Janet Darrar	725	Janet Darrar
	155	Michele Boersma	393	Michele Boersma	251	Michelle Collina	662	Sharon Nemeth
	151	Janet Darrar	386	Kris Lang	244	Laurie Ciarrocchi	660	Sonja Zacny
	145	Michelle Collina	368	Sandy Skorupa	236	Sharon Nemeth	656	Kris Lang
	135	Kris Lang	359	Janet Darrar	235	Michele Boersma	654	Laurie Ciarrocchi

**Team Results**

Name	True Average	HDCP	Pins	Gms	-1-	-2-	-3-	Total	HDCP Total	High Game	HDCP High Game	High Sers	HDCP Sers	To Raise Avg +1	To Drop Avg -1	200's	600's	Most Improved Ave +/-
<b>1 - Pucking Around Lane 2 HDCP=390 Ave=445</b>																		
Sonja Zacny	97.81	110	3521	36	95	113	119	327	660	148	265	343	701	301	261	--	--	83 +14.81
Janet Darrar	87.72	119	3158	36	89	119	151	359	725	151	273	359	725	274	234	--	--	74 +13.72
Kris Lang	120.67	90	4344	36	119	132	135	386	656	158	248	401	713	375	335	--	--	119 +1.67
Rob Loosemore	141.81	71	5105	36	137	169	171	477	693	187	267	477	716	433	393	--	--	133 +8.81
<b>2 - Dry Bumpers Lane 8 HDCP=265 Ave=584</b>																		
Joleena Calhoun	121.55	89	4011	33	125	90	107	322	586	168	258	429	699	381	344	--	--	121 +0.55
Dave Hilt	117.33	92	3520	30	138	110	120	368	647	161	256	393	687	374	340	--	--	111 +6.33
Jason Zurek	173.89	42	6260	36	212	205	151	568	697	224	275	607	760	526	486	6	1	178 -4.11
Dan Calhoun	173.06	42	6230	36	232	161	173	566	698	248	298	596	737	556	516	7	--	164 +9.06
<b>3 - Beat Team Avg -40 Lane 5 HDCP=0 Ave=0</b>																		
<b>4 - Garbage Day II Lane 9 HDCP=161 Ave=699</b>																		
Dave Chalmers	205.33	13	616	3				0	0	277	290	616	655	620	613	1	1	184 +21.33
Chris Woodworth	108.33	100	325	3				0	0	144	244	325	625	329	322	--	--	
Joey Carothers	170.33	45	511	3				0	0	197	242	511	646	515	508	--	--	
Matt S. Schriver	216.33	3	649	3				0	0	234	237	649	658	653	646	2	1	194 +22.33
<b>5 - Hard 10 Lane 3 HDCP=225 Ave=628</b>																		
Laurie Ciarrocchi	146.67	66	4840	33	178	136	142	456	654	196	263	490	700	452	415	--	--	140 +6.67
Michelle Collina	103.12	105	3403	33	94	94	145	333	651	161	275	397	739	341	304	--	--	84 +19.12
William McGowen	180.09	36	5943	33	147	175	182	504	609	246	282	617	740	573	536	8	2	179 +1.09
John Ciarrocchi	199.41	18	5384	27	186	214	208	608	662	253	289	655	780	616	585	13	6	192 +7.41
<b>6 - Lower Body Injury Lane 1 HDCP=273 Ave=574</b>																		
Mark Lazerus	153.25	60	5517	36	124	164	163	451	631	203	263	522	702	489	449	1	--	152 +1.25
Scott Bort	149.31	63	5375	36	177	157	165	499	694	178	244	515	695	475	435	--	--	146 +3.31
Adriano Schultz	143.94	69	5182	36	123	169	136	428	632	178	250	496	709	434	394	--	--	135 +8.94
Jennie Terrell	129.94	81	4288	33	a119	a119	a119	357	600	176	261	452	710	392	355	--	--	123 +6.94

Name	True			-1-	-2-	-3-	Total	HDCP High			HDCP	To Raise	To Drop	Most Improved					
	Average	HDCP	Pins Gms					Total	Game	Game				Sers	Sers	Avg +1	Avg -1	200's	600's
<b>7 - Boersma Bowlers</b>																			
Lane 6 HDCP=258 Ave=592																			
Michele Boersma	131.58	80	4737	36	122	116	155	393	633	175	256	451	694	411	371	--	--	130	+1.58
Russell Boersma Jr	145.31	67	5231	36	156	113	115	384	582	204	271	535	686	463	423	1	--	153	-7.69
Richard Boersma	126.30	84	3789	30	a116	a116	a116	348	600	170	267	438	726	402	368	--	--	120	+6.30
Russell Boersma Sr	190.86	27	6871	36	183	239	194	616	697	253	282	675	762	578	538	15	3	187	+3.86
<b>8 - Let's Have One</b>																			
Lane 4 HDCP=282 Ave=565																			
Gary Bess	141.14	71	5081	36	90	169	144	403	616	222	297	522	792	457	417	1	--	134	+7.14
Kyle Baker	107.03	101	3532	33	119	116	169	404	716	169	273	404	716	356	319	--	--	102	+5.03
Derek Ebeltoft	161.67	53	3395	21				0	0	219	269	578	728	493	468	1	--	171	-9.33
Jeff Ebeltoft	156.06	57	5150	33	143	180	147	470	641	203	268	529	724	502	465	1	--	147	+9.06
Mike Krohn	160.00	54	960	6	172	147	142	461	605	175	223	499	643	489	479	--	--		
David Areolla		0	0	0				0	0	0		0				--	--		
Danielle Angio		0	0	0				0	0	0		0				--	--		
<b>9 - Holy Bowler Misfits</b>																			
Lane 7 HDCP=368 Ave=469																			
Tom Skorupa	141.33	71	5088	36	174	133	135	442	658	194	267	470	686	450	410	--	--	143	-1.67
Sandy Skorupa	119.92	90	2878	24	121	133	114	368	638	161	270	411	708	362	334	--	--	117	+2.92
Sharon Nemeth	73.76	132	2434	33	86	103	74	263	662	103	236	263	662	230	193	--	--	65	+8.76
Jimmy Akers	136.94	75	4519	33	128	111	165	404	626	204	286	472	721	413	376	3	--	127	+9.94
Matt Fritz	94.50	113	567	6				0	0	112	234	314	680	288	278	--	--		
<b>10 - BYE</b> Lane 10 HDCP=0 Ave=0																			

League Average Week-by-Week



**\*\*\* Last Week's High Scores for Immediate Release \*\*\***

	Scratch Game		Scratch Game		Scratch Series		Scratch Series	
Men	239	Russell Boersma Sr	180	Jeff Ebeltoft	616	Russell Boersma Sr	442	Tom Skorupa
	232	Dan Calhoun	177	Scott Bort	608	John Ciarrocchi	428	Adriano Schultz
	214	John Ciarrocchi	175	William McGowen	568	Jason Zurek	404	Jimmy Akers
	212	Jason Zurek	174	Tom Skorupa	566	Dan Calhoun	404	Kyle Baker
	208	John Ciarrocchi	173	Dan Calhoun	504	William McGowen	403	Gary Bess
	205	Jason Zurek	172	Mike Krohn	499	Scott Bort	384	Russell Boersma Jr
	194	Russell Boersma Sr	171	Rob Loosemore	477	Rob Loosemore	368	Dave Hilt
	186	John Ciarrocchi	169	Rob Loosemore	470	Jeff Ebeltoft		
	183	Russell Boersma Sr	169	Adriano Schultz	461	Mike Krohn		
	182	William McGowen	169	Gary Bess	451	Mark Lazerus		
Women	178	Laurie Ciarrocchi	122	Michele Boersma	456	Laurie Ciarrocchi		
	155	Michele Boersma	121	Sandy Skorupa	393	Michele Boersma		
	151	Janet Darrar	119	Sonja Zacny	386	Kris Lang		
	145	Michelle Collina	119	Janet Darrar	368	Sandy Skorupa		
	142	Laurie Ciarrocchi	119	Kris Lang	359	Janet Darrar		
	136	Laurie Ciarrocchi	116	Michele Boersma	333	Michelle Collina		
	135	Kris Lang	114	Sandy Skorupa	327	Sonja Zacny		
	133	Sandy Skorupa	113	Sonja Zacny	322	Joleena Calhoun		
	132	Kris Lang	107	Joleena Calhoun	263	Sharon Nemeth		
	125	Joleena Calhoun	103	Sharon Nemeth				

# STARDUST BOWL III

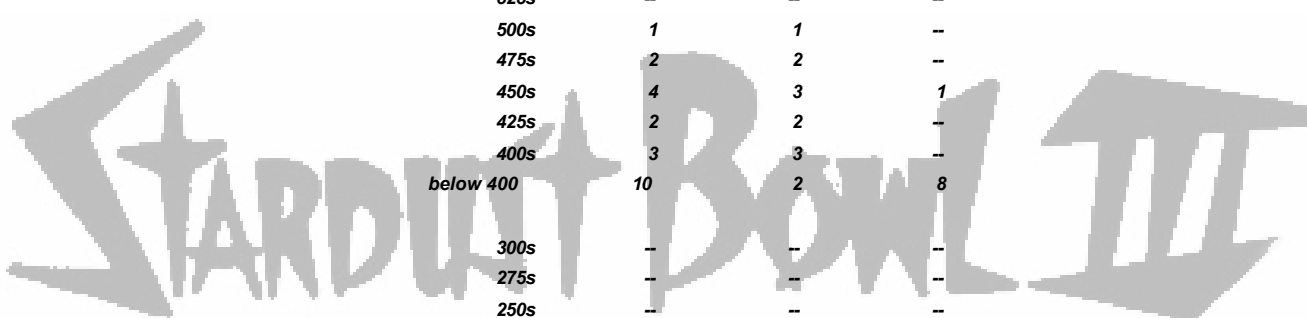
**Bracket Payments**

<u>Bowler</u>	<u>Lane</u>	<u>Refund</u>	<u>Winnings</u>	<u>Amt Paid</u>	<u>Balance Due</u>
---------------	-------------	---------------	-----------------	-----------------	--------------------

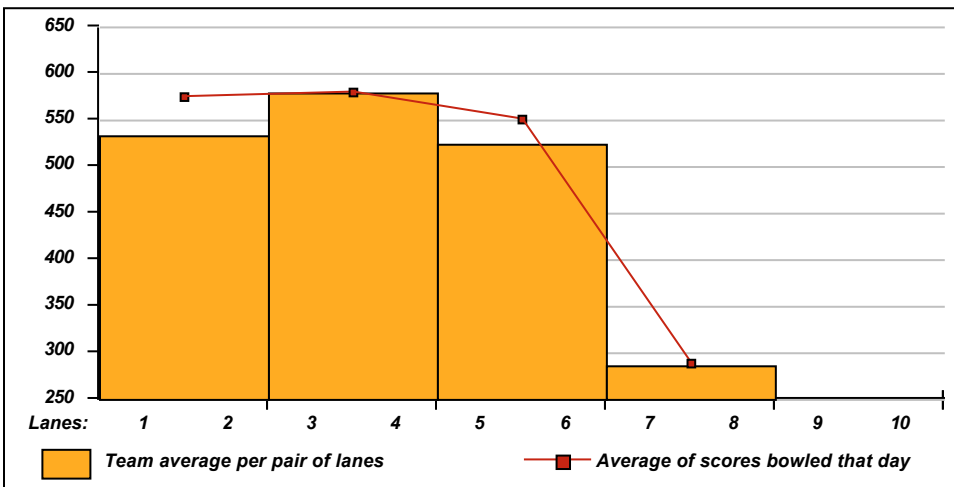


**This Week's Statistics**

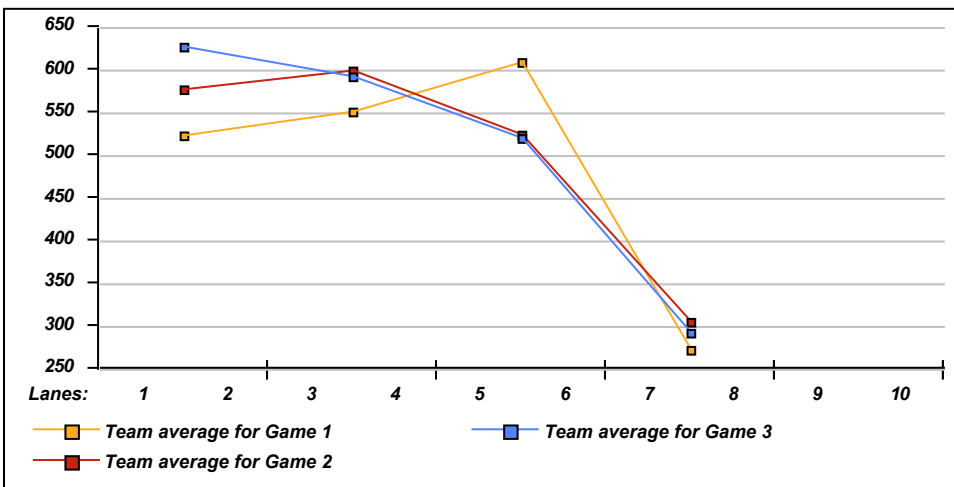
	Over All	Men	Women
How many people bowled	26	17	9
Number of games bowled	78	51	27
Actual average of week's scores	144.36	157.90	118.78
How many games above average	45	29	16
How many games below average	32	22	10
Pins above/below average per game	6.17	4.84	8.67
How many people raised average	17	10	7
by this amount	1.14	1.16	1.11
How many people went down	9	7	2
by this amount	-1.31	-1.48	-0.74
League average before bowling	138.69	153.50	110.72
League average after bowling	138.98	153.57	111.42
Change in league average	0.29	0.08	0.70
800s	--	--	--
775s	--	--	--
750s	--	--	--
725s	--	--	--
700s	--	--	--
675s	--	--	--
650s	--	--	--
625s	--	--	--
600s	2	2	--
575s	--	--	--
550s	2	2	--
525s	--	--	--
500s	1	1	--
475s	2	2	--
450s	4	3	1
425s	2	2	--
400s	3	3	--
below 400	10	2	8
300s	--	--	--
275s	--	--	--
250s	--	--	--
225s	2	2	--
200s	4	4	--
175s	8	7	1
150s	18	16	2
125s	19	12	7
100s	19	9	10
below 100	8	1	7



Team Average vs Ave of Scores



Average of Scores for Each Game



Amount Over/Under Team Average

