



Stardust Bowl III League
Bowler of the Year Tournament
 Qualifying Round May 13 @ 7pm
 Championship May 20 @ 7pm

Winter Tools to Bowl

Tuesday 6:50 pm

05/03/2011 Week 16 of 16

Lanes 1 - 6

Stardust Bowl

Thank you for bowling with us! We hope to see you next season!

Secretary/Treasurer: Shaun Ciesielski

Important Messages

League Standing Sheets are on www.BowlStardust.com Sign up for Email Alerts

~Join our Email List! Get League updates, Open Bowl Specials & Coupons!

===== UPCOMING TOURNAMENTS =====

~King of the Hill Spring Mini-Series March 25 - May 6 Friday's 10:40pm

~Are you on www.BowlStardust.com? Bowler of the Year Tournament May 13 & 20

~40 Frame Game Tournament ALL Summer Any Day, Any Time May 14 - Aug. 14

===== SUMMER LEAGUES FORMING =====

Money Doubles ~ Sox vs Cubs ~ Tools to Bowl ~ Youth/Adult ~ Thurs Stars ~

~King of the Hill Summer Series May 27 - August 19 Friday's 8:30pm

Thanks for bowling! We hope you had a good time. See you next season!

Team Standings

Place	Lane	#	Team Name	Points Won	Points Lost	%Won	Scratch Pins	Pins + HDCP	Team Ave	High Game	HDCP Game	High Sers	HDCP Sers	Year-To-Date WON	Y-T-D LOST
1	2	4	Team 4	51	29	63.8	16107	24833	506	573	841	1127	1661	51	29
2	3	5	Nick Nack Patty Wacke	48	27	64.0	14975	21781	540	637	875	1164	1638	48	27
3	1	1	4 of a Kind	47	33	58.8	19590	25230	614	730	900	1346	1686	47	33
4	6	2	Team 2	42	38	52.5	17594	24606	549	656	883	1188	1626	42	38
5	4	3	Team 3	32	48	40.0	11044	20374	438	489	854	908	1618	32	48
6	5	6	BYE	10	65		0	0	0	0	0	0	0	10	65

Review of Last Week's Bowling.....

Lanes	Team Name	HDCP -1-	HDCP -2-	HDCP Total	Last Wk WON	Team Name	HDCP -1-	HDCP -2-	HDCP Total	Last Wk WON
1-2	Team 4	834	818	1652	3	<--> Nick Nack Patty Wacke	839	799	1638	2
3-4	4 of a Kind	900	786	1686	5	<--> Team 2	772	713	1485	0
5-6	Team 3	767	806	1573	5	<--> BYE	0	0	0	0

Individual High Averages

Men	Women	Boys	Girls
197.25 Will Rygarczyk	154.87 Linda Egenlauf		112.79 CJ DalSanto
172.77 Mike Dalsanto	148.81 Tracy Tallant		
168.67 John Melby	144.41 Joyce Tallant		
161.77 Daniel Egenlauf	121.07 Nicol Ruse		
154.23 Dave DeBoer	109.19 Angela Johnso		
132.47 Robert Jett	105.00 Jamie Carey		
126.12 Nick Grigutis	102.73 Petina Powell		
113.56 Michael Bleau	101.46 Jill Ratkovich		
91.73 Don Carey	96.19 Patty Grigutis		

Season High Scores

Team Scratch Game	Team Scratch Series	Team Handicap Game	Team Handicap Series
730 4 of a Kind	1346 4 of a Kind	900 4 of a Kind	1686 4 of a Kind
656 Team 2	1188 Team 2	883 Team 2	1661 Team 4
637 Nick Nack Patty Wackers	1164 Nick Nack Patty Wackers	875 Nick Nack Patty Wackers	1638 Nick Nack Patty
573 Team 4	1127 Team 4	854 Team 3	1626 Team 2
489 Team 3	908 Team 3	841 Team 4	1618 Team 3

Bowlers must have completed a minimum of 21 games to be eligible for any league award.

Men	Scratch Game	Scratch Series	Handicap Game	Handicap Series
	258 Will Rygarczyk	435 Will Rygarczyk	271 John Melby	486 John Melby
	238 Mike Dalsanto	419 John Melby	264 Mike Dalsanto	479 Nick Grigutis
	235 John Melby	385 Mike Dalsanto	263 Don Carey	465 Don Carey
	224 Daniel Egenlauf	363 Daniel Egenlauf	263 Will Rygarczyk	456 Will Rygarczyk
	202 Dave DeBoer	355 Dave DeBoer	258 Daniel Egenlauf	448 Robert Jett
				448 Michael Bleau

Season High Scores - Continued

Women	236	Linda Egenlauf	398	Linda Egenlauf	265	Linda Egenlauf	468	Linda Egenlauf
	188	Tracy Tallant	340	Joyce Tallant	253	Petina Powell	460	Petina Powell
	178	Joyce Tallant	338	Tracy Tallant	232	Tracy Tallant	446	Joyce Tallant
	156	Nicol Ruse	276	Nicol Ruse	232	Joyce Tallant	435	Jamie Carey
	155	Petina Powell	274	Petina Powell	230	Nicol Ruse	434	Tracy Tallant
Girls	163	CJ DalSanto	303	CJ DalSanto	246	CJ DalSanto	469	CJ DalSanto

Most Improved Average

Men	155	to	168.67	= +13.67	John Melby	121	to	126.12	= +5.12	Nick Grigutis	109	to	113.56	= +4.56	Michael Bleau
Women	114	to	121.07	= +7.07	Nicol Ruse	95	to	101.46	= +6.46	Jill Ratkovich	97	to	102.73	= +5.73	Petina Powell
Girls	107	to	112.79	= +5.79	CJ DalSanto										

Most Un-Improved Averages

Men	202	to	197.25	= -4.75	Will Rygarczyk	137	to	132.47	= -4.53	Robert Jett	162	to	161.77	= -0.23	Daniel Egenlauf
Women	160	to	154.87	= -5.13	Linda Egenlauf	151	to	148.81	= -2.19	Tracy Tallant	110	to	109.19	= -0.81	Angela Johnson
Girls	107	to	112.79	= +5.79	CJ DalSanto										

Last Week's Top Scores

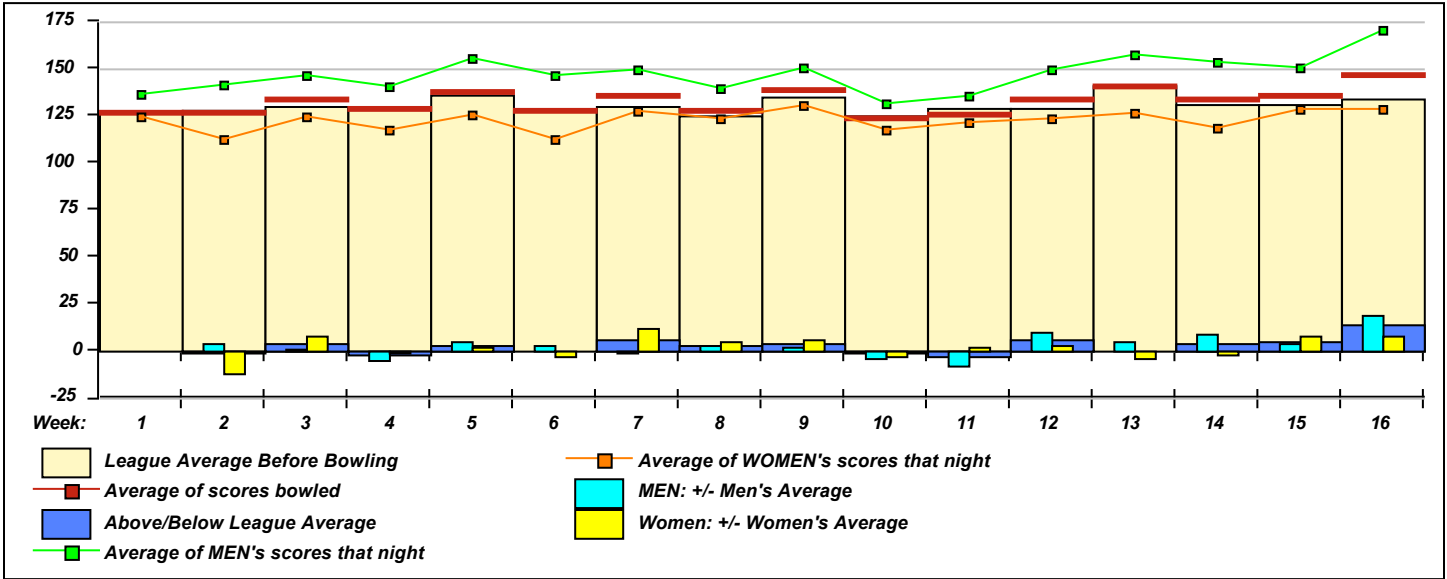
<u>Team Scratch Game</u>		<u>Team Scratch Series</u>		<u>Team Handicap Game</u>		<u>Team Handicap Series</u>	
730	4 of a Kind	1346	4 of a Kind	900	4 of a Kind	1686	4 of a Kind
602	Nick Nack Patty Wackers	1164	Nick Nack Patty Wackers	839	Nick Nack Patty Wackers	1652	Team 4
567	Team 4	1118	Team 4	834	Team 4	1638	Nick Nack Patty
<u>Scratch Game</u>		<u>Scratch Series</u>		<u>Handicap Game</u>		<u>Handicap Series</u>	
Men	227 John Melby	419 John Melby	258 John Melby	481 John Melby	216 Will Rygarczyk	383 Will Rygarczyk	249 Nick Grigutis
	216 Will Rygarczyk	383 Will Rygarczyk	249 Nick Grigutis	479 Nick Grigutis	200 Dave DeBoer	342 Dave DeBoer	243 Dave DeBoer
	179 Nick Grigutis	341 Mike Dalsanto	227 Michael Bleau	448 Michael Bleau	172 Mike Dalsanto	339 Nick Grigutis	221 Robert Jett
	172 Mike Dalsanto	339 Nick Grigutis	221 Robert Jett	391 Mike Dalsanto	Women	168 Joyce Tallant	313 Joyce Tallant
	160 Natalie Toth	306 Natalie Toth	219 Natalie Toth	448 Natalie Toth	158 Tracy Tallant	272 Tracy Tallant	216 Jill Ratkovich
	139 Nicol Ruse	258 Nicol Ruse	211 Nicol Ruse	402 Nicol Ruse	128 Angela Johnson	230 Angela Johnson	210 Angela Johnson
	128 Angela Johnson	230 Angela Johnson	210 Angela Johnson	394 Angela Johnson	Girls	152 CJ DalSanto	259 CJ DalSanto
	152 CJ DalSanto	259 CJ DalSanto	232 CJ DalSanto	419 CJ DalSanto			

Team Results

Name	True Average	HDCP	Pins	Gms	-1-	-2-	Total	HDCP Total	High Game	HDCP High Game	High Sers	HDCP High Sers	To Raise Avg +1	200's	400's	Most Improved Ave	+/-	Div
1 - 4 of a Kind Lane 1 HDCP=165 Ave=614																		
John Melby	168.67	28	5060	30	227	192	419	481	235	271	419	486	348	5	2	155	+13.67	1
Tracy Tallant	148.81	46	4762	32	158	114	272	362	188	232	338	434	304	--	--	151	-2.19	1
Joyce Tallant	144.41	50	4621	32	145	168	313	415	178	232	340	446	309	--	--	143	+1.41	1
Dave DeBoer	154.23	41	3393	22	200	142	342	428	202	243	355	428	327	2	--	153	+1.23	1
Karl Marx	165.00	31	330	2			0	0	189	220	330	392	334	--	--			1
2 - Team 2 Lane 6 HDCP=225 Ave=549																		
Robert Jett	132.47	61	4239	32	160	101	261	383	180	245	322	448	283	--	--	137	-4.53	1
Petina Powell	102.73	88	3082	30	a92	a92	184	360	155	253	274	460	214	--	--	97	+5.73	1
Daniel Egenlauf	161.77	35	4853	30	a151	a151	302	372	224	258	363	431	331	2	--	162	-0.23	1
Linda Egenlauf	154.87	41	4646	30	a144	a144	288	370	236	265	398	468	314	2	--	160	-5.13	1
3 - Team 3 Lane 4 HDCP=325 Ave=438																		
Michael Mitchell	141.17	53	847	6			0	0	173	246	316	462	289	--	--			1
Jill Ratkovich	101.46	89	2638	26	101	126	227	407	135	226	233	419	218	--	--	95	+6.46	1
Jamie Carey	105.00	85	2520	24	a95	a95	190	360	138	228	259	435	236	--	--	103	+2.00	1
Don Carey	91.73	98	2018	22	a81	a81	162	358	155	263	249	465	190	--	--	88	+3.73	1
Natalie Toth	125.06	67	2251	18	146	160	306	448	160	231	306	448	269	--	--	118	+7.06	1
4 - Team 4 Lane 2 HDCP=263 Ave=506																		
CJ DalSanto	112.79	79	2707	24	152	107	259	419	163	246	303	469	231	--	--	107	+5.79	1
Mike Dalsanto	172.77	25	4492	26	172	169	341	391	238	264	385	443	352	4	--	172	+0.77	1
Angela Johnson	109.19	81	3494	32	102	128	230	394	142	223	251	417	246	--	--	110	-0.81	1
Michael Bleau	113.56	78	3634	32	141	147	288	448	147	227	288	448	242	--	--	109	+4.56	1

Name	True				HDCP								To Raise		Most Improved		Div	
	Average	HDCP	Pins	Gms	-1-	-2-	Total	Total	High Game	HDCP Game	High Sers	HDCP Sers	Avg +1	200's	400's	Ave		+/-
5 - Nick Nack Patty Wackers																		
	Lane 3 HDCP=232 Ave=540																	
Nick Grigutis	126.12	66	3279	26	179	160	339	479	179	249	339	479	277	--	--	121	+5.12	1
Patty Grigutis	96.19	93	2501	26	88	96	184	370	124	221	234	428	215	--	--	92	+4.19	1
Nicol Ruse	121.07	71	3390	28	119	139	258	402	156	230	276	426	270	--	--	114	+7.07	1
Will Rygarczyk	197.25	2	4734	24	216	167	383	387	258	263	435	456	414	9	6	202	-4.75	1
Joel Ganz	145.50	49	291	2			0	0	150	199	291	389	293	--	--			1
6 - BYE Lane 5 HDCP=0 Ave=0																		

League Average Week-by-Week



STARDUST BOWL III

***** Last Week's High Scores for Immediate Release *****

	<u>Scratch Game</u>		<u>Scratch Game</u>		<u>Scratch Series</u>		<u>Scratch Series</u>	
Men	227	John Melby	167	Will Rygarczyk	419	John Melby		
	216	Will Rygarczyk	160	Robert Jett	383	Will Rygarczyk		
	200	Dave DeBoer	160	Nick Grigutis	342	Dave DeBoer		
	192	John Melby	147	Michael Bleau	341	Mike Dalsanto		
	179	Nick Grigutis	142	Dave DeBoer	339	Nick Grigutis		
	172	Mike Dalsanto	141	Michael Bleau	288	Michael Bleau		
	169	Mike Dalsanto	101	Robert Jett	261	Robert Jett		
Women	168	Joyce Tallant	126	Jill Ratkovich	313	Joyce Tallant		
	160	Natalie Toth	119	Nicol Ruse	306	Natalie Toth		
	158	Tracy Tallant	114	Tracy Tallant	272	Tracy Tallant		
	146	Natalie Toth	102	Angela Johnson	258	Nicol Ruse		
	145	Joyce Tallant	101	Jill Ratkovich	230	Angela Johnson		
	139	Nicol Ruse	96	Patty Grigutis	227	Jill Ratkovich		
	128	Angela Johnson	88	Patty Grigutis	184	Patty Grigutis		
Girls	152	CJ DalSanto	107	CJ DalSanto	259	CJ DalSanto		

STARDUST BOWL III

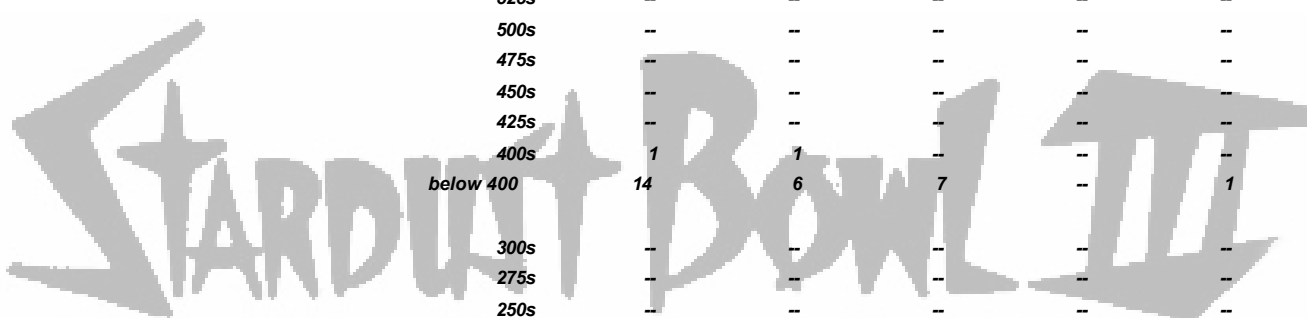
Bracket Payments

<u>Bowler</u>	<u>Lane</u>	<u>Refund</u>	<u>Winnings</u>	<u>Amt Paid</u>	<u>Balance Due</u>
---------------	-------------	---------------	-----------------	-----------------	--------------------

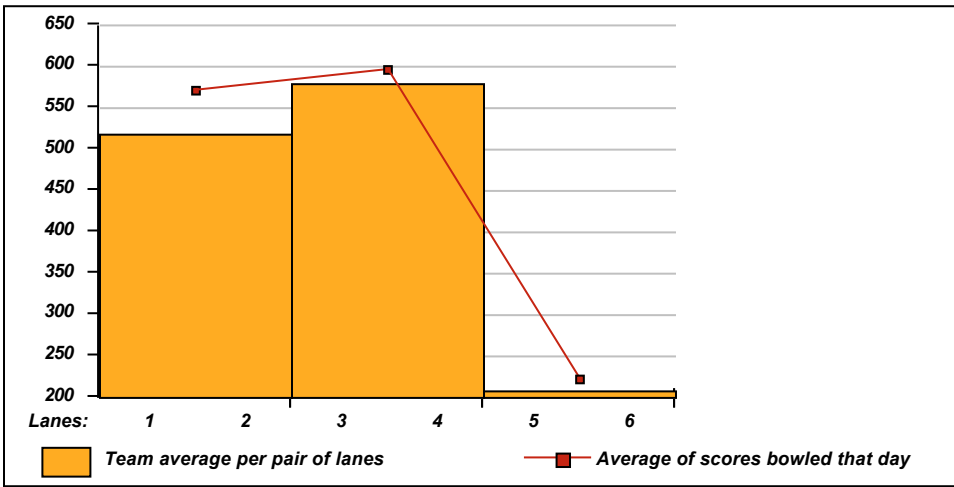


This Week's Statistics

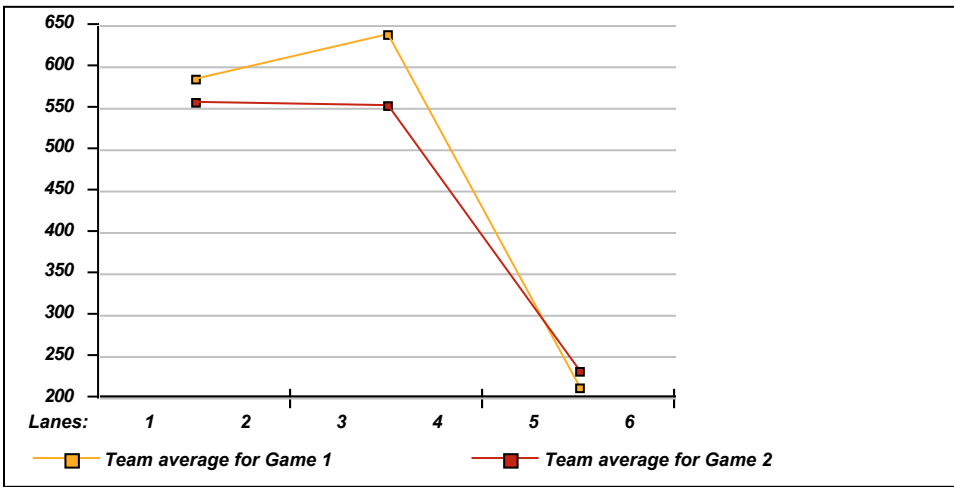
	Over All	Men	Women	Boys	Girls
How many people bowled	15	7	7	0	1
Number of games bowled	30	14	14	0	2
Actual average of week's scores	147.40	169.50	127.86	0.00	129.50
How many games above average	19	9	9	0	1
How many games below average	9	4	4	0	1
Pins above/below average per game	14.13	19.36	8.29	0.00	18.50
How many people raised average	10	4	5	--	1
by this amount	1.81	2.56	1.26	0.00	1.52
How many people went down	5	3	2	--	--
by this amount	-0.41	-0.28	-0.60	0.00	0.00
League average before bowling	133.87	150.81	120.16	0.00	111.27
League average after bowling	134.94	152.15	120.88	0.00	112.79
Change in league average	1.07	1.34	0.73	0.00	1.52
800s	--	--	--	--	--
775s	--	--	--	--	--
750s	--	--	--	--	--
725s	--	--	--	--	--
700s	--	--	--	--	--
675s	--	--	--	--	--
650s	--	--	--	--	--
625s	--	--	--	--	--
600s	--	--	--	--	--
575s	--	--	--	--	--
550s	--	--	--	--	--
525s	--	--	--	--	--
500s	--	--	--	--	--
475s	--	--	--	--	--
450s	--	--	--	--	--
425s	--	--	--	--	--
400s	1	1	--	--	--
below 400	14	6	7	--	1
300s	--	--	--	--	--
275s	--	--	--	--	--
250s	--	--	--	--	--
225s	1	1	--	--	--
200s	2	2	--	--	--
175s	2	2	--	--	--
150s	9	5	3	--	1
125s	8	3	5	--	--
100s	6	1	4	--	1
below 100	2	--	2	--	--



Team Average vs Ave of Scores



Average of Scores for Each Game



Amount Over/Under Team Average

