



Stardust Bowl III League
Bowler of the Year Tournament
 Qualifying Round May 13 @ 7pm
 Championship May 20 @ 7pm

Wednesday Men

Wednesday 6:15 pm 04/20/2011 Week 32 of 34

Lanes 19 - 48

Stardust Bowl

President: Jack Worries is on Lane 19 Vice President: Joe Coleman is on Lane 42
 Secretary/Treasurer: Chris Cole is on Lane 27



Send us a Friend Request on www.Facebook.com/StardustBowl3

League Standing Sheets are on www.BowlStardust.com Sign up for Email Alerts
 ~Join our Email List! Get League updates, Open Bowl Specials & Coupons!

===== U P C O M I N G T O U R N A M E N T S =====

~King of the Hill Spring Mini-Series March 25 - May 6 Friday's 10:40pm
 ~Are you on www.BowlStardust.com? Bowler of the Year Tournament May 13 & 20
 ~40 Frame Game Tournament ALL Summer Any Day, Any Time May 14 - Aug. 14

===== S U M M E R L E A G U E S F O R M I N G =====

Money Doubles ~ Sox vs Cubs ~ Tools to Bowl ~ Youth/Adult ~ Thurs Stars ~
 ~King of the Hill Summer Series May 27 - August 19 Friday's 8:30pm



House Jackpots - Enter by the 3rd Frame



~Strike Lotto \$2.00 Entry @Front Desk. Divisions:159 & Under, 160-199, 200+
 ~High Roller Jackpot. You Bowl It, You Win a % of the Jackpot!
 270-279 = 10% 280-289 = 15% 290-299 = 25% ~300~ = 50%
 ~\$5.00 Hcap Brackets @ the Counter. Each Full Bracket Wins 1st \$25, 2nd \$10

***PLEASE SUPPORT THE "MEN'S 50/50 DRAWING"!!! THE MONEY COLLECTED PAYS FOR
 YOUR SANCTIONS AND OUR YEAR END "SWEEPER"!!!

Shortages/Overages as of 4/20/11 (Week #32)

Team	Name	Amount
#1	Gut-R-Done	-\$18
#2	F.O.P.	-\$22
#4	X-Factor	-\$18
#6	We Like Beer	-\$56
#7	Make Him Pay	-\$54
#8	Goodyear	-\$18
#9	Not Fade Away	-\$30
#10	T & A	-\$18
#11	Two Uncles	-\$72
#12	Billy Bears	+\$46
#13	Moose Knuckles	-\$44
#15	Handy Joe	-\$18
#17	Spitz & Miller	+\$50
#18	Club 81 Too	+\$90
#21	No Ma'am	-\$54
#22	Free Ballers	-\$18
#25	Patriot Roofing	-\$18
#27	Sandbaggers	+\$90

Lane Assignments

19-20 21-22 23-24 25-26 27-28 29-30 31-32 33-34 35-36 37-38 39-40 41-42 43-44 45-46 47-48
 33 04/27 10-9 27- 2 5-22 14-30 26-28 21- 4 16-23 3-19 17-20 11-29 12- 6 1-15 25- 7 13- 8 18-24 Position Round
 34 05/04 Roll-Off

Team Standings

Place	Lane	#	Team Name	Points Won	Points Lost	%Won	Scratch Pins	Pins + HDCP	Team High Ave Game	HDCP Game	High Sers	HDCP Sers	Year-To-Date WON	Y-T-D LOST	
1	25	14	Strike Out	76	29	72.4	100695	109824	1038	1252	1348	3441	3729	138	86
2	26	30	Smashers	69	36	65.7	90105	108828	950	1128	1327	3117	3672	126	98
3	27	26	Stardust Lounge	63	42	60.0	100454	110048	1060	1221	1326	3340	3641	137	87
4	28	28	Young Bloods	63	42	60.0	94327	109756	995	1112	1294	3149	3606	140	84
5	29	21	No Ma'am	62½	42½	59.5	83194	108520	873	1049	1289	2943	3632	110½	113½
6	30	4	X-Factor	61	44	58.1	84360	110082	880	1078	1346	3049	3853	121	103
7	31	16	Linden Group	61	44	58.1	90658	109654	915	1194	1318	3198	3714	126	98
8	32	23	Hound Dogs	60	45	57.1	80707	110119	843	987	1286	2809	3704	118	106
9	33	3	The Rounders	59	46	56.2	97997	110387	1011	1173	1272	3317	3779	130	94

Place	Lane #	Team Name	Points Won	Points Lost	%Won	Scratch Pins	Pins + HDCP	Team Ave	High Game	HDCP Game	High Sers	HDCP Sers	Year-To-Date WON	Y-T-D LOST
10	34	19 White Rhino	56	49	53.3	92282	108934	963	1155	1274	3263	3692	115	109
11	35	17 Spitz & Miller	56	49	53.3	88296	108666	926	1084	1286	3113	3686	110	114
12	36	20 Party Linens	54	51	51.4	92017	108721	956	1073	1260	3095	3656	128	96
13	37	11 Two Uncle's	53½	51½	51.0	85680	107988	890	1053	1270	2961	3605	110½	113½
14	38	29 Frogs	53	52	50.5	92023	110841	984	1214	1357	3227	3693	132	92
15	39	12 Billy Bears	52	53	49.5	93234	108363	953	1151	1296	3219	3683	111	113
16	40	6 We Like Beer	52	53	49.5	81504	107844	853	1099	1292	2861	3626	97	127
17	41	1 Gut-R-Done	51	54	48.6	33293	48026	757	985	1313	2780	3651	59	165
18	42	15 Handy Joe	50	55	47.6	92051	108716	948	1109	1314	3203	3812	117	107
19	43	25 Patriot Roofing	50	55	47.6	89457	108654	841	1071	1259	3121	3697	97	127
20	44	7 Make Him Pay	49½	55½	47.1	87219	108324	933	1046	1269	2952	3618	108½	115½
21	45	13 Moose Knuckles	47	58	44.8	86668	108984	914	1129	1395	3155	3813	110	114
22	46	8 Goodyear	47	58	44.8	88841	108953	925	1083	1268	3084	3639	109	115
23	47	18 Club 81 Too	47	58	44.8	80976	107814	849	1047	1330	2798	3647	90	134
24	48	24 Premier Outlaws	44	61	41.9	98099	109565	1019	1161	1261	3423	3747	118	106
25	19	10 T & A	44	61	41.9	89870	108176	937	1137	1328	3114	3648	103	121
26	20	9 Not Fade Away	44	61	41.9	82785	107256	869	1051	1324	2928	3676	94	130
27	21	27 Sandbaggers	39	66	37.1	90057	108411	943	1130	1330	3099	3771	106	118
28	22	2 F.O.P. #6	38	67	36.2	84115	108557	880	1028	1271	2935	3635	101	123
29	23	5 Dutch Farms	38	67	36.2	86219	108350	898	1039	1270	2854	3543	98	126
30	24	22 Free Ballers	35½	69½	33.8	77318	108482	758	956	1286	2686	3658	99½	124½

Review of Last Week's Bowling.....

Lanes	Team Name	HDCP -1-	HDCP -2-	HDCP -3-	HDCP Total	Last Wk WON	Team Name	HDCP -1-	HDCP -2-	HDCP -3-	HDCP Total	Last Wk WON
19-20	T & A	1030	1075	1133	3238	0	<---> Frogs	1070	1290	1263	3623	7
21-22	Patriot Roofing	1249	1138	1077	3464	7	<---> Not Fade Away	1067	1079	1069	3215	0
23-24	Smashers	1163	1242	999	3404	5	<---> Goodyear	1121	1032	1052	3205	2
25-26	Linden Group	1222	1127	1112	3461	5	<---> Dutch Farms	1152	1091	1128	3371	2
27-28	Gut-R-Done	1172	1221	1075	3468	7	<---> Handy Joe	1157	1168	991	3316	0
29-30	We Like Beer	1213	1272	1141	3626	4	<---> Strike Out	1169	1266	1197	3632	3
31-32	Free Ballers	1150	1073	1188	3411	7	<---> Two Uncle's	1123	1010	1091	3224	0
33-34	Make Him Pay	1142	1194	1111	3447	5	<---> No Ma'am	1019	1120	1219	3358	2
35-36	Billy Bears	1169	1101	1076	3346	5	<---> Party Linens	1095	1126	995	3216	2
37-38	Young Bloods	1273	1003	1055	3331	3	<---> Spitz & Miller	1128	1054	1062	3244	4
39-40	Moose Knuckles	1119	1182	1126	3427	5	<---> Sandbaggers	1087	1142	1170	3399	2
41-42	Club 81 Too	1053	1179	1150	3382	2	<---> Stardust Lounge	1188	1234	1093	3515	5
43-44	X-Factor	1203	1132	1062	3397	0	<---> Hound Dogs	1252	1251	1137	3640	7
45-46	White Rhino	1160	1135	1132	3427	3	<---> The Rounders	1165	1173	1070	3408	4
47-48	Premier Outlaws	1109	1117	1209	3435	5	<---> F.O.P. #6	1220	1074	1067	3361	2

Individual High Averages

230.67	Mike Higgins	229.71	Rob Cuthbert	227.64	Tony Reh	227.32	Aaron Gawrys	226.41	Chuck Alexa
223.25	Kevin Murphy	223.13	Ron Martell	220.56	Chris Cole	219.49	Joe Mikolajczak	217.68	Joe Trichak

Season High Scores

Team Scratch Game	Team Scratch Series	Team Handicap Game	Team Handicap Series
1252 Strike Out	3441 Strike Out	1395 Moose Knuckles	3853 X-Factor
1221 Stardust Lounge	3423 Premier Outlaws	1357 Frogs	3813 Moose Knuckles
1214 Frogs	3340 Stardust Lounge	1348 Strike Out	3812 Handy Joe
1194 Linden Group	3317 The Rounders	1346 X-Factor	3779 The Rounders
1173 The Rounders	3263 White Rhino	1330 Club 81 Too	3771 Sandbaggers
		1330 Sandbaggers	
Scratch Game	Scratch Series	Handicap Game	Handicap Series
300 Nick Hernandez	817 Rob Cuthbert	353 Nick Ruggeri	877 Jay Koziol
300 Ron Martell	794 Keith Betts	330 Rob Marczak	872 Chad Samara
300 Brennan Drosos	793 Carl Palko	328 John Babick	864 Chris Good
300 Duane McKesson	787 Kevin Murphy	326 Gary Kujawa	853 Josh Heinrichs
300 Rob Cuthbert	781 Mike Higgins	326 Brian Heinrichs	853 Meng Taing
300 Kevin Murphy		326 Chad Samara	
300 Jim Robbins			
300 Chris Cole			
300 Meng Taing			
300 Will Benne			
300 Aaron Gawrys			
300 Scott Robbins			

Season Game Over Average

Game - Ave = Difference

Season Series over Average

Series - Ave = Difference

Season Game Over Average

Game - Ave = Difference

298 - 168 = 130	Nick Ruggeri
241 - 135 = 106	Brian Heinrichs
276 - 170 = 106	Rob Marczak
254 - 150 = 104	Chad Samara
287 - 184 = 103	John Babick

Season Series over Average

Series - Ave = Difference

656 - 450 = 206	Chad Samara
721 - 516 = 205	Jay Koziol
666 - 468 = 198	Chris Good
622 - 432 = 190	Josh Heinrichs
596 - 411 = 185	Brian Heinrichs

Most Improved Average

126 to 161.60 = +35.60 Josh Heinrichs 126 to 154.52 = +28.52 Joe Pruim 129 to 152.79 = +23.79 Shane Swacus

Most Un-Improved Averages

204 to 174.67 = -29.33 Bill Penman 208 to 180.73 = -27.27 Josh Borrelli 217 to 190.50 = -26.50 Matt Nantais

Last Week's Top Scores

<u>Team Scratch Game</u>	<u>Team Scratch Series</u>	<u>Team Handicap Game</u>	<u>Team Handicap Series</u>
1181 Strike Out	3377 Strike Out	1290 Frogs	3640 Hound Dogs
1154 Stardust Lounge	3275 Stardust Lounge	1273 Young Bloods	3632 Strike Out
1116 Frogs	3101 Frogs	1272 We Like Beer	3626 We Like Beer
1112 Young Bloods	3084 Premier Outlaws	1266 Strike Out	3623 Frogs
1092 Premier Outlaws	2997 The Rounders	1252 Hound Dogs	3515 Stardust Lounge
<u>Scratch Game</u>	<u>Scratch Series</u>	<u>Handicap Game</u>	<u>Handicap Series</u>
300 Will Benne	807 Rob Cuthbert	320 Will Benne	810 Rob Cuthbert
299 Chuck Alexa	756 Kevin Murphy	317 Aleks Case	806 Will Benne
289 Rob Cuthbert	746 Will Benne	302 Chuck Alexa	795 Josh Heinrichs
278 Nick Hernandez	738 Mike Higgins	301 Chad Samara	787 Rob Peterson
267 Kevin Murphy	732 Joe Mikolajczak	300 Keith Freel	780 Kevin Murphy

Weekly Game Over Average

Game - Ave = Difference

254 - 159 = 95	Aleks Case
300 - 207 = 93	Will Benne
235 - 156 = 79	Chad Samara
247 - 171 = 76	Keith Freel
299 - 226 = 73	Chuck Alexa

Weekly Series over Average

Series - Ave = Difference

606 - 480 = 126	Josh Heinrichs
746 - 621 = 125	Will Benne
807 - 684 = 123	Rob Cuthbert
703 - 594 = 109	Rob Peterson
656 - 555 = 101	Don Johnson

Team Rosters

Name	True Average	HDCP	Pins	Gms	-1-	-2-	-3-	Total	HDCP High Total	HDCP High Game	HDCP High Game Sers	HDCP To Raise Sers	To Raise Avg +1	To Drop Avg -1	275's	700's	Most Improved Ave	+/-	
1 - Gut-R-Done Lane 41	HDCP=352	Ave=757																	
Eric Good	123.94	96	2231	18	143	128	141	412	706	171	273	422	728	373	351	--	--		
Rich Mender	120.41	99	3251	27				0	0	178	281	481	808	379	348	--	--		
Steve Kuehner	167.22	56	6020	36	154	175	155	484	652	243	303	653	833	532	492	--	--		
Clark St. John	174.81	50	6293	36	213	195	149	557	710	233	298	571	779	532	492	--	--		
Keith Freel	173.36	51	6761	39	149	247	181	577	736	247	300	610	756	547	504	--	--	172	+1.36
Greg Hoffman	126.00	93	378	3				0	0	138	231	378	657	384	377	--	--		
Andy Maslanka	156.80	66	4704	30	189	152	125	466	664	244	310	576	774	477	443	--	--		
2 - F.O.P. #6 Lane 22	HDCP=240	Ave=880																	
Brian Tiemens	198.97	28	13729	69	237	193	209	639	723	289	320	688	781	599	526	1	--	198	+0.97
Tim Mcpherson	156.05	66	14513	93	136	127	170	433	631	256	291	593	800	559	462	--	--	149	+7.05
Paul Morache	163.16	60	10279	63	212	147	132	491	671	217	279	569	755	545	478	--	--	152	+11.16
Scott Combis	177.79	47	9956	56	184	226	138	548	689	236	289	652	811	546	486	--	--		
Don McRoberts	186.61	39	9517	51				0	0	264	308	643	776	581	526	--	--	183	+3.61
Mike McRoberts	135.75	85	1629	12				0	0	168	253	444	732	411	395	--	--		
Steve Mares	189.84	36	9682	51				0	0	278	316	711	825	578	523	1	1	174	+15.84
Ed Zander	204.87	23	3073	15				0	0	255	285	679	789	617	598	--	--		
Mark Alvarado	167.63	56	3185	19	195	125	162	482	647	203	257	543	699	511	488	--	--	171	-3.37
3 - The Rounders Lane 33	HDCP=123	Ave=1011																	
Steve Gadzinski	191.48	35	17233	90	149	210	189	548	653	248	284	659	767	623	529	--	--	190	+1.48
Paul Gadzinski	203.81	24	14674	72	239	244	208	691	766	275	302	697	775	626	550	1	--	208	-4.19
Tom Klaus	175.33	49	1052	6				0	0	234		547		532	522	--	--		
Ron Martell	223.13	6	18743	84				0	0	300	314	769	790	745	657	3	9	212	+11.13
Joe Mikolajczak	219.49	9	19096	87	258	236	238	732	762	280	290	732	762	704	613	3	6	212	+7.49
Mike Kuhn	199.33	27	6578	33				0	0	256	276	651	738	622	585	--	--	186	+13.33
Meng Taing	204.06	23	10407	51	182	197	134	513	576	300	325	778	853	663	608	1	1		
Bob Czlonka	177.81	47	9602	54	200	149	164	513	651	257	310	629	788	544	486	--	--		

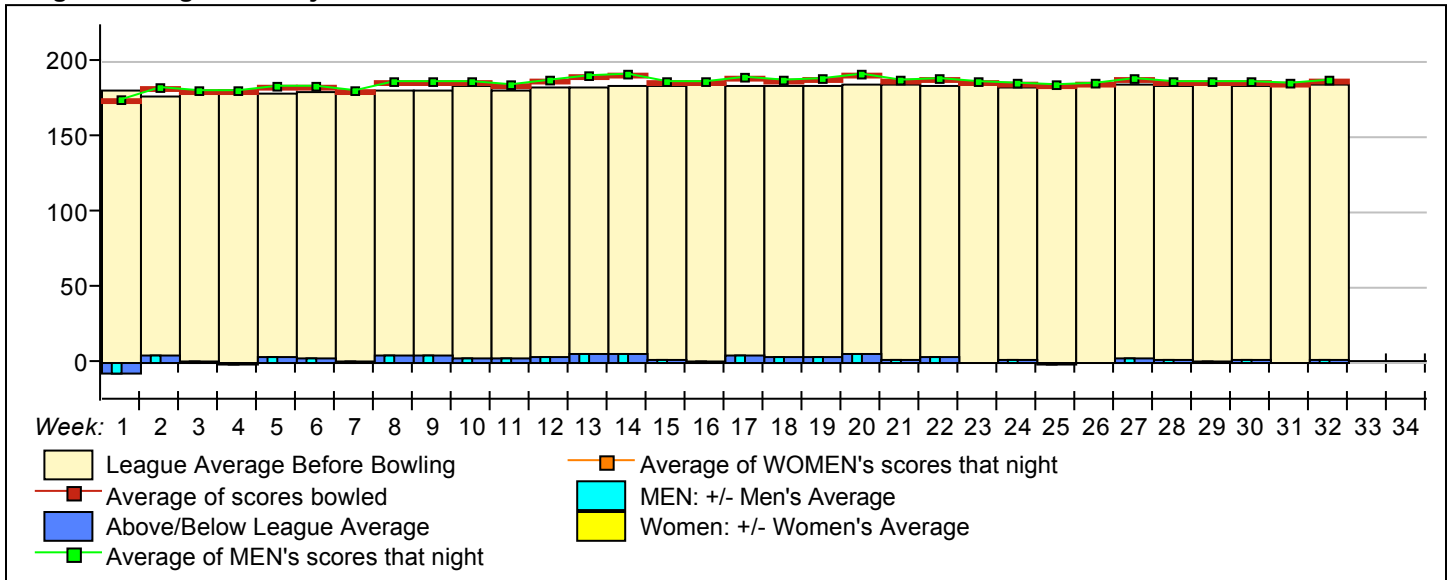
Name	True Average	HDCP	Pins	Gms	-1-	-2-	-3-	Total	HDCP High				To Raise To Drop		Most Improved				
									Total	Game	Game	Sers	Sers	Avg +1	Avg -1	275's	700's	Ave	+/-
4 - X-Factor Lane 30 HDCP=241 Ave=880																			
Brennan Drosos	193.31	33	18558	96	221	158	164	543	642	300	323	702	804	648	548	2	1	190	+3.31
Eric Reed	180.55	45	15708	87	178	223	168	569	704	267	323	654	822	582	491	--	--	180	+0.55
Steve Harker	171.34	53	14907	87	169	167	165	501	660	256	320	652	826	573	482	--	--	168	+3.34
Chad Samara	157.65	65	15134	96	235	163	146	544	742	254	326	656	872	508	408	--	--	155	+2.65
Kevin Sinchek	179.30	45	16137	90	158	179	177	514	649	266	277	628	756	603	509	--	--	181	-1.70
Kevin Penman	136.33	84	409	3				0	0	146		409		413	406	--	--		
Aaron Smith	159.78	63	1438	9				0	0	187	253	527	743	482	469	--	--		
5 - Dutch Farms Lane 23 HDCP=225 Ave=898																			
Bob Huitsing	179.46	45	15613	87	213	161	194	568	703	268	314	622	760	587	496	--	--	179	+0.46
Wayne Schaafsma	172.12	52	16007	93	163	149	159	471	627	216	272	601	769	601	504	--	--	172	+0.12
Josh Heflin	160.26	63	15385	96	180	169	151	500	689	227	292	574	769	554	454	--	--	162	-1.74
Phil Mayer	206.76	21	19849	96	222	223	212	657	720	290	296	761	758	644	544	3	2	200	+6.76
Hank Balkema	181.96	44	16376	90	150	165	188	503	632	236	280	613	733	550	456	--	--	189	-7.04
Hans Balkema		0	0	0				0	0	0		0				--	--		156
Mike Parks	166.83	57	1001	6				0	0	197	258	515	698	502	492	--	--		
John Balkema	171.67	53	515	3				0	0	235	288	515	674	517	510	--	--	156	+15.67
6 - We Like Beer Lane 40 HDCP=265 Ave=853																			
Jacques Hawkins	152.57	70	14647	96	161	203	188	552	765	223	295	552	765	500	400	--	--	145	+7.57
Sean Melko	132.94	88	11566	87	137	159	142	438	702	177	265	462	735	404	313	--	--	131	+1.94
Don Borrelli	192.36	34	6348	33a	177a	177a	177	531	633	278	273	692	734	600	563	1	--		
Mark Mendez	169.70	54	15782	93	234	166	158	558	720	246	304	638	803	538	441	--	--	170	-0.30
Will Benne	208.84	19	18169	87	237	300	209	746	806	300	320	746	806	641	550	3	2	204	+4.84
Tim Tufts	140.67	81	422	3				0	0	145		422		424	417	--	--		
Chris Crosswell	196.00	30	588	3				0	0	223		588		594	587	--	--	186	+10.00
Josh Borrelli	180.73	33	2711	15				0	0	238	271	612	711	547	528	--	--	208	-27.27
Matt Nantais	190.50	25	3429	18				0	0	225	250	651	726	582	560	--	--	217	-26.50
7 - Make Him Pay Lane 44 HDCP=194 Ave=933																			
Jim Albano	191.60	35	14945	78	188	174	188	550	655	267	271	681	716	607	525	--	--	196	-4.40
Doug Edwards	181.54	44	17428	96	190	231	180	601	736	235	283	641	806	590	490	--	--	183	-1.46
Jim Verplaetse	181.32	44	15956	88a	166a	166a	166	498	630	245	289	677	809	606	514	--	--	181	+0.32
John Bogнар	185.42	40	8900	48				0	0	269	309	718	829	586	534	--	1	185	+0.42
Joe Geisen	195.34	31	18167	93	214	212	209	635	731	247	284	678	786	649	552	--	--	198	-2.66
David Fuss	135.00	85	405	3				0	0	144		405		411	404	--	--		
Adam Kocal	148.78	73	7588	51	155	182	139	476	695	213	295	563	788	458	403	--	--		
8 - Goodyear Lane 46 HDCP=200 Ave=925																			
Bob Lamorte	182.59	43	17529	96	205	190	155	550	679	246	291	642	789	588	488	--	--	181	+1.59
Al Lendi	185.31	40	15566	84	148	179	178	505	625	245	286	649	775	616	528	--	--	183	+2.31
Glen Johnson	148.57	73	6240	42				0	0	206	281	514	742	465	419	--	--	153	-4.43
Glenn P. Drwiega	214.93	14	17409	81	202	175	159	536	572	279	291	740	776	651	566	2	6	212	+2.93
Dave Sinwelski	196.11	30	18238	93	218	190	187	595	685	258	292	664	761	674	577	--	--	194	+2.11
Ed Sinwelski	166.03	57	12950	78	166	116	191	473	644	226	284	593	764	577	495	--	--	161	+5.03
9 - Not Fade Away Lane 20 HDCP=250 Ave=869																			
Duane McKesson	198.76	28	16696	84	179	180	181	540	621	300	294	730	814	617	529	1	2	199	-0.24
Curt Bendis	162.71	61	15132	93	139	188	184	511	694	246	304	616	790	516	419	--	--	165	-2.29
Brandon Siurek	185.20	40	17224	93	200	180	148	528	648	264	307	645	789	632	535	--	--	189	-3.80
Mike Kupiec	177.04	47	13278	75				0	0	237	286	633	780	606	527	--	--	178	-0.96
Carl Siurek	147.60	74	12841	87	147	141	127	415	637	206	278	558	730	479	388	--	--	146	+1.60
Tom Bendis	144.00	77	2160	15	126	114	153	393	615	189	264	490	739	450	431	--	--	152	-8.00
Mark Farinas	137.89	83	1241	9				0	0	177	227	488	626	415	402	--	--	151	-13.11
Jimmy Maynard	200.17	27	1201	6				0	0	210	241	614	707	608	598	--	--		
10 - T & A Lane 19 HDCP=190 Ave=937																			
Chuck Damron	166.97	57	13024	78a	151a	151a	151	453	624	235	291	562	736	503	421	--	--	171	-4.03
Jim Rex	200.38	27	15429	77a	185	166	231	582	663	279	306	686	767	651	570	1	--	209	-8.62
Bob Jabaay	202.90	25	18870	93	151	189	201	541	613	269	290	776	794	618	521	--	3	197	+5.90
Rich Stephens	189.26	36	18169	96	167	166	139	472	580	254	297	676	805	641	541	--	--	189	+0.26
Jack Worries	180.71	45	13553	75	187	214	222	623	758	258	304	639	783	565	486	--	--	190	-9.29
Cory Rex	179.07	45	2686	15				0	0	222	257	626	662	554	535	--	--	184	-4.93
Nick Ruggeri	199.27	27	2989	15				0	0	298	353	686	837	611	592	1	--	183	+16.27

Name	True				HDCP High HDCP High HDCP To Raise To Drop										Most Improved				
	Average	HDCP	Pins	Gms	-1-	-2-	-3-	Total	Total	Game	Game	Sers	Sers	Avg +1	Avg -1	275's	700's	Ave	+/-
11 - Two Uncle's Lane 37 HDCP=232 Ave=890																			
Dan Moynihan	189.68	36	14985	79	179	145	228	552	660	269	308	703	817	595	512	--	1	178	+11.68
Garry Mang	171.81	53	11683	68	156	156	156	468	627	233	286	591	762	529	457	--	--	176	-4.19
Gary Middleton	181.46	44	16876	93	182	147	179	508	640	245	289	640	775	596	499	--	--	176	+5.46
Tim Klein	162.77	61	14161	87	177	176	134	487	670	238	301	646	829	509	418	--	--	148	+14.77
Ellis Zamora	184.63	38	11632	63	197	154	162	513	627	256	294	616	730	578	511	--	--	202	-17.37
Reed Mathews	184.92	41	2219	12				0	0	242		645		556	540	--	--	180	+4.92
Terry Burbridge	160.33	63	2405	15				0	0	183	246	500	692	493	474	--	--	166	-5.67
Jim Foster	198.22	28	5352	27				0	0	244	250	644	712	618	587	--	--	196	+2.22
Gene Colella	198.00	28	1782	9				0	0	246	272	609	690	606	593	--	--	208	-10.00
12 - Billy Bears Lane 39 HDCP=175 Ave=953																			
Tom Murtaugh	185.39	40	12792	69	196	171	206	573	693	247	297	658	794	600	527	--	--	187	-1.61
Jason Lavalley	192.93	34	14470	75				0	0	279	323	686	800	584	505	1	--	196	-3.07
Matt Stemple	177.36	47	5853	33				0	0	251	303	673	829	555	518	--	--	158	+19.36
Matt Ulanowski	190.90	33	17754	93	207	198	170	575	674	266	299	702	801	582	485	--	1	208	-17.10
Jim Robbins	206.93	21	18003	87	261	186	211	658	721	300	322	740	806	627	536	5	3	207	-0.07
Greg Stryck	190.49	36	16382	86	188	246	144	578	686	248	282	654	759	617	527	--	--	194	-3.51
Scott Robbins	221.97	8	7991	36	183	166	211	560	572	300	309	756	783	667	627	3	5	228	-6.03
13 - Moose Knuckles Lane 45 HDCP=210 Ave=914																			
Bob Maluchnik	188.28	37	16004	85	173	199	178	550	661	258	297	678	795	628	539	--	--	177	+11.28
Dave Pamedis	153.35	69	12881	84	115	198	182	495	705	211	285	531	745	517	429	--	--	157	-3.65
Rich Lanasa	175.68	49	12649	72	169	178	190	537	684	244	298	627	821	551	475	--	--	175	+0.68
Chris Chekaluk	200.20	27	17017	85	205	214	185	604	685	279	302	751	749	671	582	1	1	207	-6.80
Bob Schultz	198.74	28	17290	87	246	182	180	608	692	286	296	722	806	620	529	1	2	198	+0.74
Brad Beilfuss	152.58	70	3662	24				0	0	198	268	510	720	469	441	--	--	148	+4.58
Chuck Hires	145.60	76	728	5				0	0	182	236	423	633	440	431	--	--	140	+5.60
Ted Vrehas	173.83	51	1043	6				0	0	197	241	545	677	523	513	--	--	174	-0.17
Chris Good	171.93	53	5158	30				0	0	245	304	666	864	518	484	--	--		
14 - Strike Out Lane 25 HDCP=98 Ave=1038																			
Shawn Leavy	200.41	27	18638	93	208	203	169	580	661	268	293	709	784	658	561	--	1	196	+4.41
Greg Koliboski	187.35	38	17986	96	195	237	225	657	774	276	321	657	774	626	526	1	--	187	+0.35
Rob Cuthbert	229.71	0	19985	87	259	259	289	807	810	300	290	817	835	715	624	8	11	232	-2.29
Nick Hernandez	213.13	15	19182	90	196	278	204	678	726	300	318	721	775	720	626	4	4	225	-11.87
George Goodmun	209.29	18	5023	24				0	0	269	271	712	679	647	619	--	1	204	+5.29
Aaron Gawrys	227.32	2	17049	75	226	204	225	655	661	300	302	752	758	735	656	2	9	240	-12.68
15 - Handy Joe Lane 42 HDCP=178 Ave=948																			
Carl Palko	209.89	18	15112	72	227	246	178	651	705	280	279	793	748	638	562	2	2	193	+16.89
Jim Mangrum	159.56	63	15318	96	126	177	169	472	661	215	279	588	783	522	422	--	--	158	+1.56
Glenn Reilly	178.48	46	4819	27				0	0	266	325	660	837	551	520	--	--	168	+10.48
Joe Coleman	197.24	29	18935	96	203	172	191	566	653	269	301	708	807	667	567	--	1	189	+8.24
Hap Arentz	205.94	22	18535	90	231	205	136	572	635	277	300	727	796	623	529	1	2	204	+1.94
Jack Glover	200.81	27	13856	69	213	211	160	584	662	268	295	699	777	616	543	--	--	183	+17.81
16 - Linden Group Lane 31 HDCP=208 Ave=915																			
Frank Sperka	207.09	20	19881	96	235	175	183	593	653	266	288	747	810	711	611	--	3	203	+4.09
Don Johnson	189.48	36	5116	27	222	231	203	656	776	238	279	657	789	584	553	--	--		
Glen Peters	136.83	84	8620	63				0	0	195	281	464	734	422	355	--	--	141	-4.17
Mike Peters	185.31	40	15381	83	150	186	164	500	617	245	286	638	762	615	528	--	--	183	+2.31
Bob Witzke Jr	198.63	28	19068	96	222	175	212	609	693	279	318	705	816	633	533	2	1	201	-2.38
Bob Witzke Sr	185.72	40	6686	36	225	192	182	599	722	247	289	661	787	568	528	--	--	198	-12.28
Chico Suroviak	208.24	19	9371	45				0	0	278	300	711	777	661	612	1	1	195	+13.24
Tom Perrone	185.83	40	3345	18				0	0	234	282	615	759	561	539	--	--	191	-5.17
Paul Bredesen	201.33	26	3020	15				0	0	245	270	657	724	616	597	--	--	183	+18.33
17 - Spitz & Miller Lane 35 HDCP=199 Ave=926																			
Tony Matlon	206.38	21	13621	66	225	191	192	608	671	266	296	709	778	662	592	--	2	200	+6.38
Frank Jagiella	156.75	66	8935	57				0	0	224	290	548	721	485	424	--	--	157	-0.25
Larry Miller	186.31	39	15464	83	185	171	195	551	668	237	272	637	742	618	531	--	--	184	+2.31
Carl Goodfriend	184.68	41	11635	63	179	150	187	516	636	265	305	632	773	575	508	--	--	180	+4.68
Rich Miller	194.49	32	13809	71	203	212	161	576	672	259	292	678	793	621	546	--	--	198	-3.51
Tony Adducci	160.47	63	5777	36				0	0	227	288	546	745	502	462	--	--	160	+0.47
Nick Bobos	183.19	42	4946	27				0	0	244	296	641	797	574	543	--	--	176	+7.19
Steve Clements	199.33	27	11561	58	177	171	168	516	597	279	287	695	779	639	577	1	--	204	-4.67
Jim Piet	105.42	112	1265	12				0	0	146	205	378	584	325	309	--	--		

Name	True			HDCP High HDCP High HDCP To Raise To Drop										Most Improved					
	Average	HDCP	Pins Gms	-1-	-2-	-3-	Total	Total	Game	Game	Sers	Sers	Avg +1	Avg -1	275's	700's	Ave	+/-	
18 - Club 81 Too	Lane 47 HDCP=269 Ave=849																		
Joe Tekiela	146.90	75	12780	87	134	156	136	426	648	222	288	520	751	450	359	--	--	146	+0.90
Dale Takacs	153.29	69	7358	48				0	0	230	300	509	718	496	444	--	--	146	+7.29
Ken Miotk Jr	153.59	69	11980	78	122	185	143	450	657	209	279	555	765	494	412	--	--	143	+10.59
Nick Kerr Sr	191.42	35	15505	81	180	202	213	595	700	253	287	638	756	623	538	--	--	175	+16.42
Nick Kerr Jr	206.58	21	19212	93	190	236	215	641	704	279	301	707	760	660	563	1	2	200	+6.58
Tony Bezler	149.01	72	10729	72	155	128	171	454	673	213	288	551	776	521	445	--	--	148	+1.01
Ken Miotk Sr	156.67	36	470	3				0	0	168		470		472	465	--	--	205	-48.33
19 - White Rhino	Lane 34 HDCP=165 Ave=963																		
Jeff Cohen	200.83	27	15263	76	226	237	193	656	737	278	311	699	821	616	536	1	--	197	+3.83
Bob Blodorn	167.58	56	12066	72	165	138	160	463	628	248	299	588	743	534	458	--	--	171	-3.42
Paul Redar	178.96	46	12348	69	188	163	181	532	667	237	277	671	709	540	467	--	--	172	+6.96
James Dutcher	189.15	36	14754	78	190	242	199	631	742	278	308	701	756	636	554	2	1	182	+7.15
Keith Betts	229.32	0	13759	60	227	191	235	653	653	290	289	794	794	731	667	5	9	229	+0.32
Jerry Vogelgesang	226.03	3	8137	36				0	0	279	271	764	699	716	676	2	3	223	+3.03
Harry Richter	161.78	62	2912	18				0	0	202	274	590	806	490	468	--	--		
Kevin Blodorn	166.09	57	5481	33				0	0	222	285	599	782	531	494	--	--	149	+17.09
Carl Lisek	202.00	25	6060	30				0	0	267	294	692	773	639	605	--	--	202	0.00
20 - Party Linens	Lane 36 HDCP=173 Ave=956																		
John Nemcek	158.63	64	14118	89	157	182	146	485	677	218	282	585	795	510	417	--	--	154	+4.63
Dan Williams	185.16	40	17775	96	200	173	154	527	647	268	310	662	785	639	539	--	--	183	+2.16
Ed Denormandie	190.47	36	16571	87	193	160	213	566	674	257	294	687	798	619	528	--	--	187	+3.47
Joe Nemcek	213.49	15	19855	93	206	227	142	575	617	299	323	726	795	689	592	2	4	205	+8.49
Rich Denormandie	210.51	18	18946	90	168	213	169	550	601	279	297	721	775	677	583	1	2	209	+1.51
Rick Long	206.67	21	1860	9				0	0	225	248	651	720	624	611	--	--	215	-8.33
21 - No Ma'am	Lane 29 HDCP=247 Ave=873																		
Pat Hanas	146.25	75	13601	93	131	154	169	454	679	226	302	518	752	511	414	--	--	147	-0.75
Aleks Case	160.83	63	10615	66	158	156	254	568	757	254	317	568	757	494	424	--	--	160	+0.83
Jon Radosevich	182.36	43	13677	75	155	158	189	502	631	257	303	660	795	597	518	--	--	175	+7.36
Joe Rybicki	179.06	45	16653	93	136	184	187	507	642	257	303	667	805	627	530	--	--	159	+20.06
John Bragg	206.69	21	16122	78				0	0	278	300	737	803	645	563	1	3	208	-1.31
Ken Keilman	135.70	85	4478	33	129	158	110	397	649	170	250	450	708	418	381	--	--		
Jay Jones	191.33	35	9184	48				0	0	253	289	669	777	608	556	--	--	173	+18.33
22 - Free Ballers	Lane 24 HDCP=350 Ave=758																		
Joe Pruim	154.52	68	13907	90	180	146	191	517	724	211	281	595	805	508	414	--	--	126	+28.52
Russ Felton	159.01	63	11449	72	171	159	173	503	695	240	305	563	758	551	475	--	--	158	+1.01
Shane Swacus	152.79	70	11001	72	129	132	188	449	659	217	283	507	723	474	398	--	--	129	+23.79
Pat Carroll	111.22	103	1001	9				0	0	141		387		343	330	--	--	130	-18.78
Lee Martens	178.60	46	13395	75	173	135	208	516	654	269	316	640	793	567	488	--	--	181	-2.40
Larry Oar	184.18	41	8288	45				0	0	236	278	599	722	592	543	--	--	174	+10.18
Paul Meyer	167.15	56	9026	54				0	0	223	289	588	777	550	492	--	--		
Gene DeVries	141.98	80	7241	51	168	172	99	439	679	191	264	512	704	427	372	--	--		
Ken Myers	184.67	41	1108	6				0	0	210	264	600	762	557	547	--	--		
TJ Skoglund	156.67	66	470	3				0	0	189	255	470	668	472	465	--	--		
23 - Hound Dogs	Lane 32 HDCP=275 Ave=843																		
Josh Heinrichs	161.60	62	14544	90	186	219	201	606	795	244	321	622	853	522	428	--	--	126	+35.60
Brian Heinrichs	140.29	81	12626	90	191	172	128	491	734	241	326	596	845	487	393	--	--	131	+9.29
Rob Marczak	172.76	52	16585	96	178	209	168	555	711	276	330	609	777	542	442	1	--	162	+10.76
Jay Koziol	175.02	49	15752	90	173	160	175	508	655	259	305	721	877	616	522	--	1	172	+3.02
Hud Cantu	195.27	31	18160	93	247	214	188	649	745	258	295	686	801	656	559	--	--	188	+7.27
Chris Tristani	144.76	77	3040	21				0	0	197	264	479	680	440	415	--	--	152	-7.24
24 - Premier Outlaws	Lane 48 HDCP=116 Ave=1019																		
Phil Krause	193.64	33	14523	75	180	168	162	510	606	268	300	689	785	609	530	--	--	194	-0.36
Dave Dedelow	190.39	36	14279	75	179	171	179	529	637	269	305	689	797	619	540	--	--	188	+2.39
Ron Brow	186.93	39	10094	54	182	191	225	598	715	226	264	652	720	565	507	--	--	191	-4.07
Kevin S. Murphy	223.25	6	15181	68	245	244	267	756	780	300	309	787	814	723	651	3	8	226	-2.75
Tony Reh	227.64	2	18439	81	206	226	259	691	697	288	288	776	730	713	628	2	11	225	+2.64
Joe Mann	207.80	20	10598	51				0	0	257	276	699	736	634	579	--	--	200	+7.80
Clint Mann	187.10	38	7858	42				0	0	257	302	646	781	602	556	--	--		
Rick Griffin	211.40	17	6342	30				0	0	288	317	707	794	654	620	1	1	193	+18.40

Name	True				HDCP High HDCP High HDCP To Raise To Drop										Most Improved				
	Average	HDCP	Pins	Gms	-1-	-2-	-3-	Total	Total	Game	Game	Sers	Sers	Avg +1	Avg -1	275's	700's	Ave	+/-
25 - Patriot Roofing	Lane 43	HDCP=275	Ave=841																
Karl Tomky	202.88	25	15825	78	203	266	224	693	771	279	305	727	808	618	536	4	1	210	-7.12
Jason Rataczak	109.83	108	659	6				0	0	128		360		331	321	--	--		
Bill Penman	174.67	36	524	3				0	0	195		524		526	519	--	--	204	-29.33
Kevin Thurn	148.15	73	4889	33				0	0	205	244	528	682	475	438	--	--	138	+10.15
Jerry Cotton	193.90	33	13961	72	186	165	191	542	638	275	291	664	766	589	513	1	--	191	+2.90
Joe Moeller	200.69	27	17460	87	255	223	161	639	720	268	304	676	762	630	539	--	--	201	-0.31
Jeff Payne	204.69	23	10439	51	224	165	187	576	642	258	269	685	754	631	576	--	--	204	+0.69
John Babick	197.45	29	11847	60				0	0	287	328	704	803	627	563	3	2	194	+3.45
Dennis Moeller	147.46	74	3539	24				0	0	191	271	506	740	457	429	--	--	139	+8.46
Mark DeJong	151.56	71	8184	54	203	141	136	480	693	227	301	534	756	480	422	--	--		
26 - Stardust Lounge	Lane 27	HDCP=80	Ave=1060																
Mike Higgins	230.67	0	15916	69	257	266	215	738	738	297	298	781	784	716	643	5	14	223	+7.67
Chris Cole	220.56	9	18527	84	213	246	216	675	702	300	308	769	793	700	612	5	9	220	+0.56
Joe Carpen	183.84	42	17097	93	236	163	171	570	696	245	296	658	811	567	470	--	--	182	+1.84
Derek Skievaski	210.74	18	14752	70	194	235	224	653	707	289	288	703	757	651	577	1	1	224	-13.26
Joe Trichak	217.68	11	17632	81	208	244	187	639	672	279	293	759	795	680	595	5	6	219	-1.32
Mark Kofoid	212.21	16	8276	39				0	0	265	284	714	771	670	627	--	1	209	+3.21
Ryan Tatum	198.75	28	2385	12				0	0	267	258	696	669	600	584	--	--	192	+6.75
Robert Bowers	150.33	72	451	3				0	0	180		451		455	448	--	--		
Ed Wleklinski	217.11	11	1954	9				0	0	265	225	697	650	662	649	--	--	228	-10.89
Fred Spolnik	155.93	67	2339	15				0	0	228	303	535	760	469	450	--	--		
27 - Sandbaggers	Lane 21	HDCP=184	Ave=943																
Jeff Kramarzewski	176.83	48	13793	78	161a	161a	161	483	627	229	275	612	763	544	462	--	--	181	-4.17
Wally Vukadinovich	180.72	45	14638	81	148	211	186	545	680	276	311	630	762	566	481	1	--	165	+15.72
Tony Cimino	183.18	42	17036	93	181	158	196	535	661	267	308	634	748	628	531	--	--	181	+2.18
Dan Hoese	189.24	36	17032	90	186	223	203	612	723	280	279	690	798	638	544	1	--	181	+8.24
James Hus	215.16	13	20655	96	225	203	238	666	708	279	282	756	781	729	629	1	4	213	+2.16
Jim Hus Sr	172.50	47	1035	6				0	0	189	212	548	616	522	512	--	--	192	-19.50
Roger Helfen	135.00	85	405	3				0	0	171	256	405	660	411	404	--	--		
28 - Young Bloods	Lane 28	HDCP=137	Ave=995																
Ken Alexa	199.61	27	3593	18				0	0	237	261	686	716	607	585	--	--	188	+11.61
Bill Laszlo	181.06	44	14847	82	243	179	136	558	693	256	302	645	789	623	537	--	--	176	+5.06
Mike R. Korczyk	187.92	38	17477	93	214	154	180	548	659	255	286	659	768	571	474	--	--	191	-3.08
Mike J. Korczyk	202.77	25	15208	75				0	0	259	285	702	753	626	547	--	1	199	+3.77
Chuck Alexa	226.41	3	20377	90	299	178	227	704	713	299	303	763	790	734	640	5	15	219	+7.41
Jerry Radja	197.63	29	10079	51	198	168	161	527	608	255	282	686	780	613	558	--	--	195	+2.63
Mike Neumann	175.63	49	9484	54	158	163	190	511	658	230	268	585	734	548	490	--	--		
Michael Siedentopf	207.56	20	1868	9				0	0	245	275	640	728	628	615	--	--	211	-3.44
29 - Frogs	Lane 38	HDCP=147	Ave=984																
Joe Cinko Rh	211.06	17	13508	64	196	234	218	648	702	277	301	759	831	696	628	1	4	208	+3.06
Phil Ladd	187.15	38	6176	33				0	0	290	273	666	716	592	555	1	--	183	+4.15
Gary Kujawa	199.67	27	14975	75	155	201	255	611	692	297	326	727	814	625	546	1	1	189	+10.67
Nick Pavlakis	194.00	32	10864	56	177	256	192	625	727	256	290	647	755	641	581	--	--	190	+4.00
Chris Peterson	193.02	33	9844	51				0	0	243	278	661	766	632	577	--	--	196	-2.98
Rob Peterson	200.32	27	12019	60	222	223	258	703	787	289	320	703	787	644	580	1	1	193	+7.32
Steve Peterson	193.74	33	11043	57				0	0	268	314	719	824	597	536	--	1	193	+0.74
Don Foley	156.39	66	5630	36	146	202	166	514	715	204	273	554	761	493	453	--	--		
Joe Cinko Lh	144.52	77	3324	23				0	0	180		449		446	419	--	--		
30 - Smashers	Lane 26	HDCP=178	Ave=950																
Ed Kalk	166.12	57	13456	81	148	178	191	517	691	225	282	587	761	572	487	--	--	168	-1.88
Rob Serafini	185.91	40	10039	54				0	0	255	301	641	773	563	505	--	--	181	+4.91
Bo Brouillette	195.62	31	15258	78	191	203	148	542	632	278	287	706	802	618	536	1	1	199	-3.38
Roman Rogala	200.01	27	15601	78	225	239	191	655	736	258	283	710	791	680	598	--	1	198	+2.01
Dennis Rogala	204.99	23	16604	81	185	248	132	565	631	289	313	741	807	616	531	1	4	202	+2.99
Joe Rogalski	180.53	45	11915	66	232	192	155	579	714	258	311	633	788	574	504	--	--	184	-3.47
Wayne Jazwierski	170.05	54	6632	39				0	0	222	276	589	763	550	507	--	--		

League Average Week-by-Week



STARDUST BOWL III

****Last Week's High Scores for Immediate Release****

<u>Scratch Game</u>	<u>Scratch Game</u>	<u>Scratch Series</u>	<u>Scratch Series</u>
300 Will Benne	259 Tony Reh	807 Rob Cuthbert	678 Nick Hernandez
299 Chuck Alexa	258 Rob Peterson	756 Kevin Murphy	675 Chris Cole
289 Rob Cuthbert	258 Joe Mikolajczak	746 Will Benne	666 James Hus
278 Nick Hernandez	257 Mike Higgins	738 Mike Higgins	658 Jim Robbins
267 Kevin Murphy	256 Nick Pavlakis	732 Joe Mikolajczak	657 Greg Koliboski
266 Karl Tomky	255 Gary Kujawa	704 Chuck Alexa	657 Phil Mayer
266 Mike Higgins	255 Joe Moeller	703 Rob Peterson	656 Don Johnson
261 Jim Robbins	254 Aleks Case	693 Karl Tomky	656 Jeff Cohen
259 Rob Cuthbert	248 Dennis Rogala	691 Paul Gadzinski	655 Aaron Gawrys
259 Rob Cuthbert	247 Hud Cantu	691 Tony Reh	655 Roman Rogala

STARDUST BOWL III

Bracket Payouts

Bowler	Lane	Br 1	Refund	Winnings	Amt Paid	Balance Due
Benne, Will	35	50.00	-	50.00	-	40.00
Cinko Rh, Joe	26	20.00	-	20.00	-	-
Denormandie, Ed	30	50.00	-	50.00	-	40.00
Hawkins, Jacques	35	10.00	-	10.00	-	<-5.00>
Heinrichs, Brian	20	50.00	-	50.00	-	40.00
Kocal, Adam	39	10.00	-	10.00	-	<-5.00>
Melko, Sean	35	10.00	-	10.00	-	-
Mikolajczak, Joe	40	10.00	-	10.00	-	-
Moynihan, Dan	38	25.00	-	25.00	-	15.00
Nantais, Matt	35	10.00	-	10.00	-	-

\$5 Brackets - 8 person 3 game HDCP - Handicap

Game 1	Game 2	Game 3	
1 Ln=30 h=2 228 Aaron Gawrys			-- #1 -- ** Finished **
1 Ln=36 h=14 220 Joe Nemcek	206 Aaron Gawrys		
2 Ln=44 h=81 272 Brian Heinrichs		209 Brian Heinrichs	
2 Ln=20 h=18 214 Joe Cinko Rh	253 Brian Heinrichs		
3 Ln=33 h=73 228 Adam Kocal		212 Adam Kocal	
3 Ln=34 h=45 181 Joe Rybicki	255 Adam Kocal		
4 Ln=46 h=10 268 Joe Mikolajczak	246 Joe Mikolajczak		\$25 Adam Kocal
4 Ln=44 h=52 230 Rob Marczak			\$10 Brian Heinrichs
1 Ln=44 h=63 249 Josh Heinrichs			-- #2 -- ** Finished **
1 Ln=21 h=32 218 Jerry Cotton	282 Josh Heinrichs		
2 Ln=37 h=37 251 Mike R. Korczyk		264 Josh Heinrichs	
2 Ln=30 h=2 228 Aaron Gawrys	191 Mike R. Korczyk		
3 Ln=36 h=17 185 Rich Denormandie		198 Joe Trichak	
3 Ln=42 h=11 219 Joe Trichak	255 Joe Trichak		
4 Ln=29 h=20 257 Will Benne	224 Bill Laszlo		\$25 Josh Heinrichs
4 Ln=37 h=45 288 Bill Laszlo			\$10 Joe Trichak
1 Ln=36 h=14 220 Joe Nemcek			-- #3 -- ** Finished **
1 Ln=29 h=71 232 Jacques Hawkins	274 Jacques Hawkin		
2 Ln=37 h=3 302 Chuck Alexa		259 Jacques Hawkin	
2 Ln=30 h=2 228 Aaron Gawrys	181 Chuck Alexa		
3 Ln=46 h=10 268 Joe Mikolajczak		248 Joe Mikolajczak	
3 Lane -- *** BYE	246 Joe Mikolajczak		
4 Ln=28 h=21 252 Hap Arentz	226 Hap Arentz		\$25 Jacques Hawkins
4 Ln=42 h=11 219 Joe Trichak			\$10 Joe Mikolajczak

\$5 Brackets - 8 person 3 game HDCP - Handicap

Game 1		Game 2		Game 3		
1_Ln=38 h=32 235 Rich Miller		233 Bob Witzke Sr				-- #4 -- ** Finished **
1_Ln=25 h=41 266 Bob Witzke Sr				223 Bob Witzke Sr		
2_Ln=28 h=21 252 Hap Arentz		226 Hap Arentz				
2_Ln=33 h=73 228 Adam Kocal						
3_Ln=42 h=11 219 Joe Trichak		224 Bill Laszlo				\$25 Doug Edwards
3_Ln=37 h=45 288 Bill Laszlo				225 Doug Edwards		\$10 Bob Witzke Sr
4_Ln=33 h=45 235 Doug Edwards		276 Doug Edwards				
4_Ln=36 h=36 229 Ed Denormandie						
1_Ln=36 h=17 185 Rich Denormandie		274 Jacques Hawkin				-- #5 -- ** Finished **
1_Ln=29 h=71 232 Jacques Hawkins				259 Jacques Hawkin		
2_Ln=42 h=11 219 Joe Trichak		244 Rich Miller				
2_Ln=38 h=32 235 Rich Miller						
3_Ln=20 h=18 214 Joe Cinko Rh		206 Aaron Gawrys				\$25 Jacques Hawkins
3_Ln=30 h=2 228 Aaron Gawrys				220 Hud Cantu		\$10 Hud Cantu
4_Ln=44 h=32 279 Hud Cantu		246 Hud Cantu				
4_Ln=44 h=49 222 Jay Koziol						
1_Ln=21 h=32 218 Jerry Cotton		197 Jerry Cotton				-- #6 -- ** Finished **
1_Lane -- *** BYE				156 Joe Nemcek		
2_Ln=42 h=11 219 Joe Trichak		241 Joe Nemcek				
2_Ln=36 h=14 220 Joe Nemcek						
3_Ln=34 h=45 181 Joe Rybicki		230 Rich Denormandie				\$25 Joe Geisen
3_Ln=36 h=17 185 Rich Denormandie				241 Joe Geisen		\$10 Joe Nemcek
4_Ln=30 h=2 228 Aaron Gawrys		244 Joe Geisen				
4_Ln=33 h=32 246 Joe Geisen						
1_Ln=29 h=88 225 Sean Melko		247 Sean Melko				-- #7 -- ** Finished **
1_Lane -- *** BYE				230 Sean Melko		
2_Ln=36 h=14 220 Joe Nemcek		224 Bill Laszlo				
2_Ln=37 h=45 288 Bill Laszlo						
3_Ln=30 h=2 228 Aaron Gawrys		253 Brian Heinrichs				\$25 Sean Melko
3_Ln=44 h=81 272 Brian Heinrichs				229 Will Benne		\$10 Will Benne
4_Ln=29 h=20 257 Will Benne		320 Will Benne				
4_Ln=33 h=73 228 Adam Kocal						

\$5 Brackets - 8 person 3 game HDCP - Handicap

Game 1		Game 2		Game 3		
1_Ln=25 h=41	266 Bob Witzke Sr	233	Bob Witzke Sr	223	Bob Witzke Sr	-- #8 -- ** Finished **
1_Ln=30 h=2	228 <i>Aaron Gawrys</i>					
2_Ln=36 h=40	240 Dan Williams	213	<i>Dan Williams</i>			
2_Ln=36 h=36	229 <i>Ed Denormandie</i>					
3_Ln=36 h=14	220 Joe Nemcek	241	Joe Nemcek	156	<i>Joe Nemcek</i>	\$25 Bob Witzke Sr \$10 Joe Nemcek
3_Ln=34 h=45	181 <i>Joe Rybicki</i>					
4_Ln=33 h=73	228 <i>Adam Kocal</i>	224	<i>Bill Laszlo</i>			
4_Ln=37 h=45	288 Bill Laszlo					
1_Ln=37 h=37	251 Mike R. Korczyk	191	<i>Mike R. Korczyk</i>	198	<i>Joe Trichak</i>	-- #9 -- ** Finished **
1_Lane --	*** BYE					
2_Ln=20 h=18	214 <i>Joe Cinko Rh</i>	255	Joe Trichak			
2_Ln=42 h=11	219 Joe Trichak					
3_Ln=33 h=32	246 Joe Geisen	244	Joe Geisen	241	Joe Geisen	\$25 Joe Geisen \$10 Joe Trichak
3_Ln=36 h=14	220 <i>Joe Nemcek</i>					
4_Ln=29 h=71	232 <i>Jacques Hawkins</i>	226	<i>Hap Arentz</i>			
4_Ln=28 h=21	252 Hap Arentz					
1_Ln=32 h=36	215 <i>Dan Moynihan</i>	206	Aaron Gawrys	227	<i>Aaron Gawrys</i>	-- #10 -- ** Finished **
1_Ln=30 h=2	228 Aaron Gawrys					
2_Ln=29 h=88	225 <i>Sean Melko</i>	181	<i>Chuck Alexa</i>			
2_Ln=37 h=3	302 Chuck Alexa					
3_Ln=20 h=18	214 <i>Joe Cinko Rh</i>	241	<i>Joe Nemcek</i>	229	Will Benne	\$25 Will Benne \$10 Aaron Gawrys
3_Ln=36 h=14	220 Joe Nemcek					
4_Ln=36 h=17	185 <i>Rich Denormandie</i>	320	Will Benne			
4_Ln=29 h=20	257 Will Benne					

National Association Awards Earned Last Week

Name	ID Number	Award Average	Award Games	G1	G2	G3	Series	Award Score	Award Received
Will Benne	-	207	84	237	300	209	746	300	300 Game (USBC Awards)
Aleks Case	-	159	63	158	156	254	568	254	250 Game (USBC Awards)
Rob Peterson	-	198	57	222	223	258	703	703	700 Series (USBC Awards)
Chad Samara	-	156	93	235	163	146	544	235	225 Game (USBC Awards)

Local and Bowling Center Awards

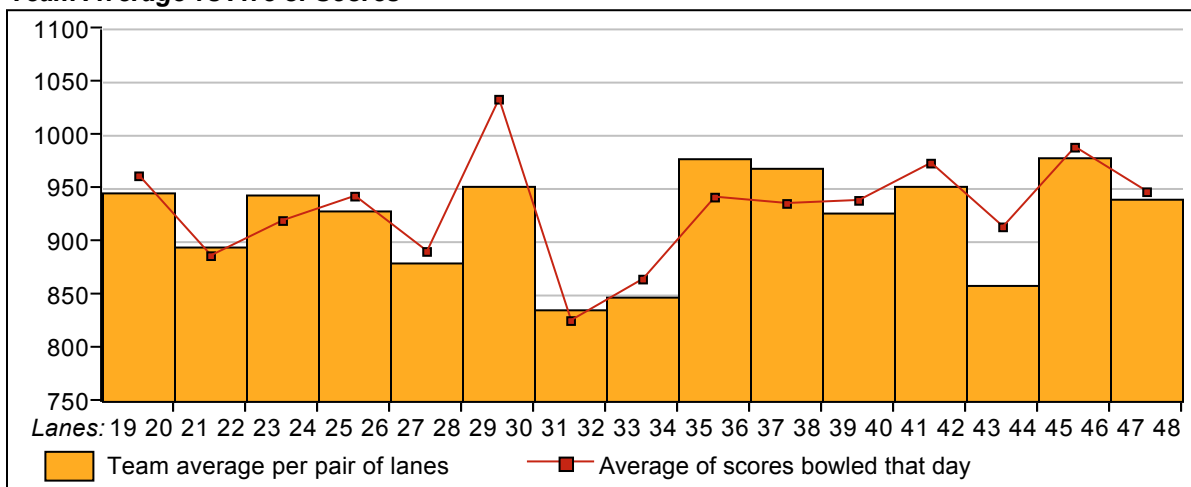
Name	ID Number	Award Average	Award Games	G1	G2	G3	Series	Award Score	Award Received
Chuck Alexa	-	226	87	299	178	227	704	299	291-300 Games (Bowling Center Award)
Will Benne	-	207	84	237	300	209	746	300	291-300 Games (Bowling Center Award)
Rob Cuthbert	621-19899	228	84	259	259	289	807	807	800 Series (Bowling Center Awards)

STARDUST BOWL III

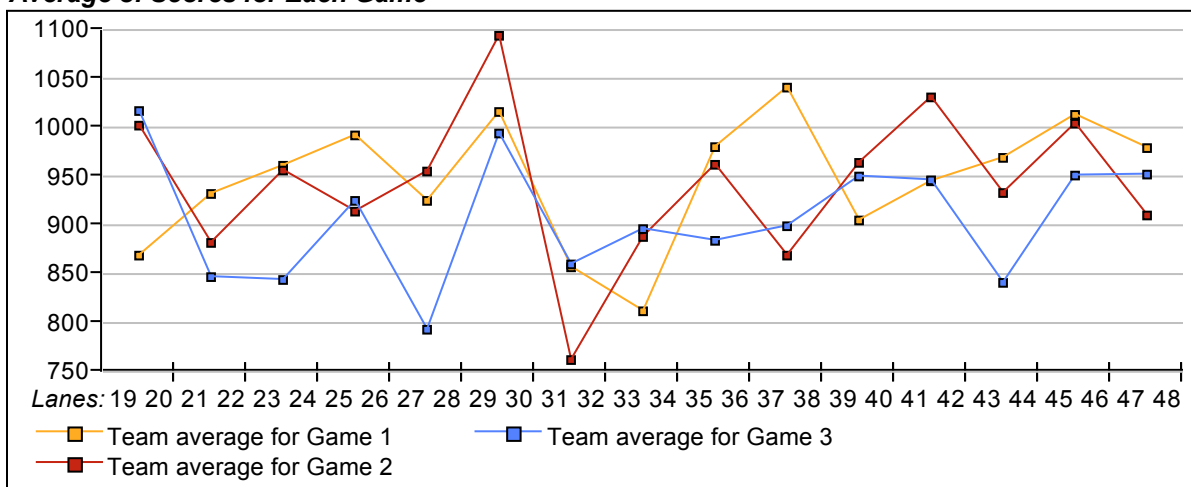
This Week's Statistics: Lefties vs Righties*Unless designated left handed, bowlers are considered right handed.*

	Over All	Right	Left
How many people bowled	145	144	1
Number of games bowled	432	429	3
Actual average of week's scores	187.05	186.86	213.67
How many games above average	212	210	2
How many games below average	213	212	1
Pins above/below average per game	2.39	2.35	7.67
How many people raised average	78	77	1
by this amount	0.62	0.62	0.24
How many people went down	67	67	--
by this amount	-0.56	-0.56	0.00
League average before bowling	185.23	185.08	206.34
League average after bowling	185.30	185.15	206.58
Change in league average	0.07	0.07	0.24
800s	1	1	--
775s	--	--	--
750s	1	1	--
725s	3	3	--
700s	2	2	--
675s	5	5	--
650s	11	11	--
625s	9	8	1
600s	9	9	--
575s	15	15	--
550s	21	21	--
525s	18	18	--
500s	23	23	--
475s	9	9	--
450s	9	9	--
425s	5	5	--
400s	2	2	--
below 400	2	2	--
300s	1	1	--
275s	3	3	--
250s	14	14	--
225s	51	50	1
200s	78	77	1
175s	124	123	1
150s	98	98	--
125s	57	57	--
100s	5	5	--
below 100	1	1	--

Team Average vs Ave of Scores



Average of Scores for Each Game



Amount Over/Under Team Average

