



# King of the Hill

Summer Series on Wednesday's at 7pm  
For 12 weeks May 19 - August 11  
Bowl on Different Sport Patterns Each Week

# Tuesday Men

Tuesday 6:30 pm

04/20/2010 Week 35 of 36

Lanes 19 - 48

## Stardust Bowl

President: Gregg Schmied is on Lane 33 Vice President: Jerry Brann is on Lane 22  
Secretary/Treasurer: Tom Lombardo is on Lane 22



Send us a Friend Request on [www.Facebook.com/StardustBowl3](http://www.Facebook.com/StardustBowl3)

League Standing Sheets are on [www.BowlStardust.com](http://www.BowlStardust.com) Sign up for Email Alerts  
~Join our Email List! Get League updates, Open Bowl Specials & Coupons!

===== U P C O M I N G T O U R N A M E N T S =====

- ~King of the Hill Wednesday's @ 7:00pm May 19 - Aug 18
- ~40 Frame Game Tournament: ALL Summer May 15 - August 15 Any Day, Any Time
- ~Join a fall league & qualify for the Bowler of the Year Tournament in May



Find us on Facebook

### House Jackpots - Enter by the 3rd Frame

- ~Strike Lotto \$2.00 Entry @ the Front Desk 180 & Under 181 & Over Divisions
- ~High Roller Jackpot. You Bowl It, You Win a % of the Jackpot!  
270-279 = 10% 280-289 = 15% 290-299 = 25% ~300~ = 50%
- ~\$5.00 Brackets @ the Front Desk, usually 10-12 Scratch & Handicap Brackets



Find us on Facebook

### Team Standings

Place	Lane	#	Team Name	Points Won	Points Lost	%Won	Scratch Pins	Pins + HDCP	High Game	HDCP Game	High Sers	HDCP Sers	Year-To-Date WON	Y-T-D LOST	Y-T-D % WON
1	33	15	Webb Ford	63	28	69.2	42266	45245	1213	1294	3430	3655	152	93	62.0
2	39	21	Bookies	63	28	69.2	34987	45283	1020	1288	2836	3640	141	104	57.5
3	36	18	NOJO	60	31	65.9	41193	45462	1169	1296	3315	3716	147	98	60.0
4	45	27	It Is What It Is!	59	32	64.8	38980	44908	1077	1247	3109	3637	124	121	50.6
5	24	6	Cubs Crew	55	36	60.4	42322	45409	1195	1271	3429	3672	134	111	54.7
6	22	4	Kofoid's Pro Shop	53	38	58.2	43832	44399	1284	1298	3613	3653	139	106	56.7
7	30	12	\$20 Dollars Wasted	53	38	58.2	39626	44861	1170	1292	3280	3616	134	111	54.7
8	26	8	Strikers	52	39	57.1	43225	45439	1232	1283	3597	3750	139	106	56.7
9	32	14	Misfits	51	40	56.0	37711	45019	1134	1317	3079	3628	148	97	60.4
10	23	5	Pin Seekers	51	40	56.0	33784	44410	993	1269	2840	3668	110	135	44.9
11	38	20	Herr & Sons	49	42	53.8	40226	44144	1188	1291	3257	3575	146	99	59.6
12	34	16	Sicksteen	49	42	53.8	39904	45055	1117	1265	3269	3647	123	122	50.2
13	28	10	J - M Golf	49	42	53.8	35458	44407	1000	1260	2935	3660	130	115	53.1
14	43	25	The 25's	48	43	52.7	34357	44290	999	1263	2806	3598	114	131	46.5
15	35	17	Mag Trucking	47	44	51.6	35056	43945	1009	1247	2778	3483	116	129	47.3
16	37	19	Hardcore	45	46	49.5	36872	44231	1090	1272	3022	3541	113	132	46.1
17	19	1	Daome	44	47	48.4	36622	40984	1143	1265	3219	3564	142½	102½	58.2
18	29	11	Dave Huge Builders	43	48	47.3	41581	44590	1178	1252	3371	3602	127	118	51.8
19	20	2	Out of Your Element	43	48	47.3	38272	44158	1082	1241	3092	3593	132	113	53.9
20	41	23	Galka's Pro Shop	42	49	46.2	40115	44261	1156	1262	3320	3550	114	131	46.5
21	42	24	Stardust III	42	49	46.2	39591	44703	1123	1256	3297	3660	127	118	51.8
22	40	22	Ballz Out Boozers	41	50	45.1	34644	43356	1110	1293	2935	3484	100½	144½	41.0
23	48	30	Free Birds	41	50	45.1	33075	43836	951	1230	2748	3558	101	144	41.2
24	25	7	Flintstones	36	55	39.6	35170	43543	1037	1248	2914	3547	123	122	50.2
25	27	9	Ultra Foods	36	55	39.6	31267	43645	939	1263	2589	3549	87	158	35.5
26	21	3	Sox Supporters	35	56	38.5	34977	43410	1035	1250	2838	3486	110	135	44.9
27	44	26	Team Ghezzi Masonry	33	58	36.3	37883	43565	1076	1193	3112	3514	111	134	45.3
28	31	13	Stealth	31	60	34.1	36523	43594	1050	1220	2975	3503	102	143	41.6
29	46	28	PBMJ's	29	62	31.9	33717	42903	995	1220	2735	3410	108	137	44.1
30	47	29	Team 29	20	71	22.0	33402	42645	1035	1273	2847	3561	78	167	31.8

Review of Last Week's Bowling....

Lanes	Team Name	HDCP -1-	HDCP -2-	HDCP -3-	HDCP Total	Last Wk WON		Team Name	HDCP -1-	HDCP -2-	HDCP -3-	HDCP Total	Last Wk WON
19-20	Sicksteen	1150	1195	1206	3551	5	<--->	Galka's Pro Shop	1137	1209	1053	3399	2
21-22	Team Ghezzi Mason	1114	1009	1092	3215	0	<--->	Mag Trucking	1183	1155	1113	3451	7
23-24	Hardcore	1200	1184	1082	3466	5	<--->	Sox Supporters	1036	1049	1086	3171	2
25-26	PBMJ's	1054	1081	1168	3303	0	<--->	The 25's	1098	1110	1181	3389	7
27-28	Pin Seekers	1111	1235	1021	3367	5	<--->	Stealth	1103	1155	1035	3293	2
29-30	Ballz Out Boozers	1069	1124	1101	3294	2	<--->	Free Birds	1099	1075	1125	3299	5
31-32	Ultra Foods	1202	1141	1206	3549	7	<--->	Team 29	1124	1054	1142	3320	0
33-34	\$20 Dollars Wasted	1168	1206	1096	3470	2	<--->	Webb Ford	1198	1097	1182	3477	5
35-36	NOJO	1144	1135	1081	3360	2	<--->	Misfits	1101	1317	1210	3628	5
37-38	Daome	0	0	0	0	0	<--->	Herr & Sons	4064	1176	1092	3329	5
39-40	Bookies	1214	1120	1119	3453	3	<--->	Kofoid's Pro Shop	1020	1150	1144	3314	4
41-42	Strikers	1150	1216	1168	3534	4	<--->	Cubs Crew	1144	1215	1243	3602	3
43-44	Out of Your Element	1159	1241	1086	3486	3	<--->	J - M Golf	1217	1114	1091	3422	4
45-46	Dave Huge Builders	1191	1076	1084	3351	2	<--->	Stardust III	1061	1156	1191	3408	5
47-48	Flintstones	1058	1083	1006	3147	2	<--->	It Is What It Is!	1169	1082	1186	3437	5

Lane Assignments

19-20 21-22 23-24 25-26 27-28 29-30 31-32 33-34 35-36 37-38 39-40 41-42 43-44 45-46 47-48  
 36 04/27 1-2 3-4 5-6 7-8 9-10 11-12 13-14 15-16 17-18 19-20 21-22 23-24 25-26 27-28 29-30 Roll-Off Scores don't count

Individual High Averages

236.07 Curt Jensen 233.56 Jerry Brann 232.53 Eric Martin 228.73 Mike Ferro 227.99 Ron Brann  
 226.26 Chris Huge 224.42 Gregg Schmied 223.83 Tom Lombardo 222.36 Jim Wandachowic 222.10 Gary Ghezzi Sr.

Season High Scores

Team Scratch Game	Team Scratch Series	Team Handicap Game	Team Handicap Series
1284 Kofoid's Pro Shop	3613 Kofoid's Pro Shop	1317 Misfits	3750 Strikers
1232 Strikers	3597 Strikers	1298 Kofoid's Pro Shop	3716 NOJO
1213 Webb Ford	3430 Webb Ford	1296 NOJO	3672 Cubs Crew
Scratch Game	Scratch Series	Handicap Game	Handicap Series
300 Greg Rather	815 Jerry Vogelgesang	328 Joe Malo	873 Mike Sons
300 Jim Gillespie	796 Jim Denton	325 Don Doffin	859 Jim Denton
300 Chris Huge	789 Gregg Schmied	324 Mike Sons	851 Jerry Vogelgesang
300 Jerry Vogelgesang	787 Chris Huge	320 Bill Hand	851 Todd Gorman
299 Don Doffin	783 Curt Jensen	320 Jim Denton	843 Tony Hevesy
299 Eric Martin			
299 Jim Denton			

Most Improved Average

131 to 158.90 = +27.90 Todd Gorman 175 to 200.43 = +25.43 Ken Bober 193 to 217.65 = +24.65 Scott Kaszubski

Last Week's Top Scores

Team Scratch Game	Team Scratch Series	Team Handicap Game	Team Handicap Series
1168 Cubs Crew	3384 Strikers	1317 Misfits	3628 Misfits
1166 Strikers	3377 Cubs Crew	1243 Cubs Crew	3602 Cubs Crew
1137 Kofoid's Pro Shop	3288 Webb Ford	1241 Out of Your Element	3551 Sicksteen
Scratch Game	Scratch Series	Handicap Game	Handicap Series
288 Kevin Livingston	772 Curt Jensen	328 Joe Malo	821 Kevin Livingston
279 Curt Jensen	770 Kevin Livingston	305 Kevin Livingston	821 Tyler Loftis
279 Tim Bodnar	737 Gregg Schmied	297 Ron Meeks	797 Joe Malo
278 Brian Verhoeve	734 Tim Bodnar	292 Tim Bodnar	795 Dennis Ley Sr
277 Joe Malo	728 Jerry Vogelgesang	290 Brian Verhoeve	781 Todd Gorman

Weekly Game Over Average

Game - Ave = Difference

277 - 173 = 104	Joe Malo
288 - 211 = 77	Kevin Livingston
265 - 194 = 71	Ron Meeks

Weekly Series over Average

Series - Ave = Difference

665 - 516 = 149	Tyler Loftis
770 - 633 = 137	Kevin Livingston
609 - 483 = 126	Dennis Ley Sr

Team Rosters

Name	True Average	HDCP	High	HDCP	High	HDCP	To Raise	To Drop	Most Improved										
							Avg +1	Avg -1	250's	700's	Ave +/-								
<b>1 - Daome</b>	HDCP=125	Ave=1008																	
Steve Bufano	184.69	41	17546	95	182	163	183	528	651	257	299	710	836	584	485	2	1	194	-9.31
Tom Formoso	192.61	34	18491	96a	182a	182a	182	546	648	267	300	647	749	616	516	3	--	190	+2.61
Al Roberts	215.16	13	21946	102a	205a	205a	205	615	654	276	291	755	800	734	628	10	7	204	+11.16
Bernie Townsend	208.96	19	19433	93	189	180	228	597	651	258	274	665	719	631	534	9	1	195	+13.96
Butch Bodnar	209.26	18	14439	69a	199a	199a	199	597	651	237	255	660	714	681	608	7	3	218	-8.74
Alex Bodnar	213.43	15	10885	51				0	0	279	297	757	811	671	616	3	2	217	-3.57
Mike Witkowski	161.83	61	971	6				0	0	0	0	0	0	487	477	--	--	162	-0.17

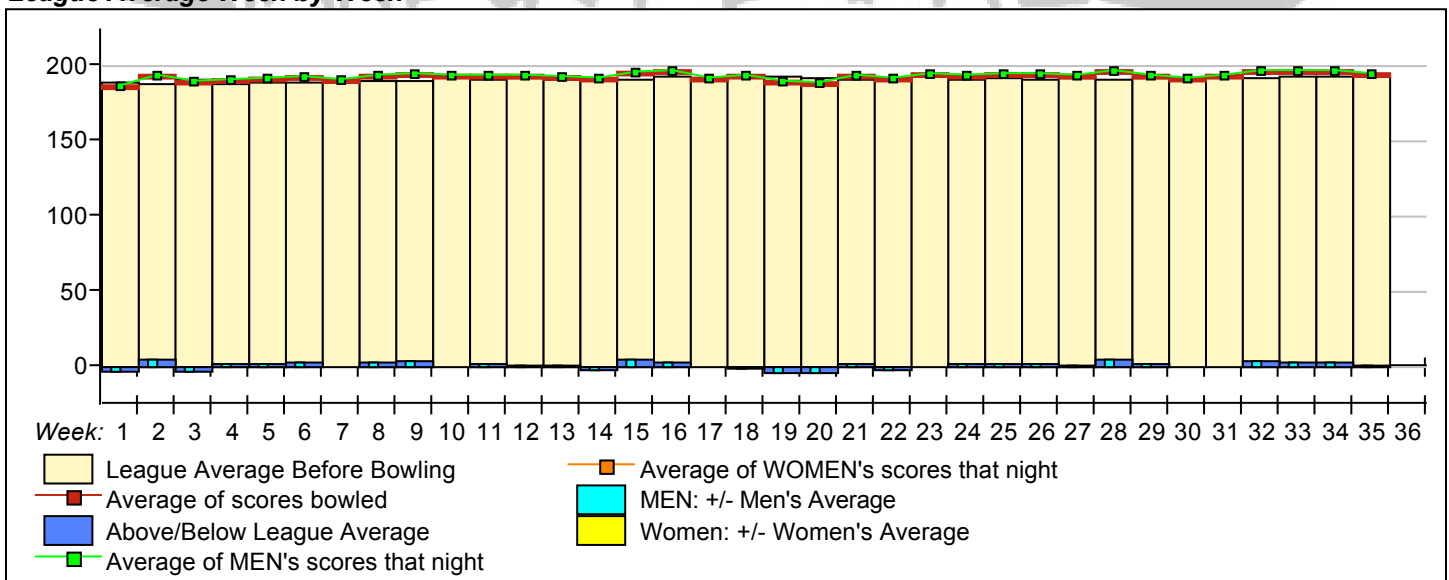
Name	True Average	HDCP	Pins	Gms	-1-	-2-	-3-	Total	HDCP Total	High Game	HDCP Game	High Sers	HDCP Sers	To Raise Avg +1	To Drop Avg -1	250's	700's	Most Improved Ave +/-
<b>2 - Out of Your Element</b> HDCP=159 Ave=971																		
Chris Melcarek	193.74	33	20343	105	236	205	194	635	734	278	314	716	824	609	500	4	1	181 +12.74
Mark Lannin	166.99	57	17534	105	170	189	131	490	658	230	287	601	772	502	393	--	--	155 +11.99
Nick Neligan	181.92	44	4730	26				0	0	0		0		548	518	--	--	187 -5.08
Terry Nicksich	218.56	10	20326	93	230	258	185	673	703	289	300	721	749	698	601	15	8	219 -0.44
Tom Melcarek	213.18	15	22384	105	191	242	204	637	682	256	270	720	765	728	619	11	6	213 +0.18
Tim Sherwood	173.24	51	7796	45	166	181	206	553	709	214	266	553	709	556	507	--	--	
Chris Miloshoff	182.13	43	2732	15				0	0	0		0		562	543	--	--	194 -11.87
Mike Miloshoff	214.33	14	5144	24				0	0	277	289	746	782	661	633	3	1	216 -1.67
<b>3 - Sox Supporters</b> HDCP=219 Ave=903																		
Jerry Kudlo	148.89	72	12060	81a	138a	138a	138	414	630	201	273	513	729	456	371	--	--	146 +2.89
Roger Blayock	149.62	72	13915	93a	139a	139a	139	417	633	185	257	485	701	485	388	--	--	155 -5.38
Shawn Leavy	202.31	25	20636	102	162	198	232	592	667	279	306	696	777	679	573	7	--	197 +5.31
Sean Blaylock	200.93	27	21098	105	175	176	185	536	614	268	292	701	776	610	501	4	2	188 +12.93
Robert Woolbright	204.23	23	20219	99	204	180	174	558	627	243	265	656	722	691	588	4	2	218 -13.77
<b>4 - Kofoid's Pro Shop</b> HDCP=17 Ave=1132																		
Gary Purcell	221.98	8	19978	90	225	226	185	636	657	267	270	709	731	668	574	13	8	222 -0.02
Mike Ferro	228.73	1	17155	75	210	184	250	644	644	268	268	740	740	707	628	18	11	229 -0.27
Tom Lombardo	223.83	6	22159	99	195	224	224	643	658	279	281	765	771	689	586	18	9	229 -5.17
Ron Brann	227.99	2	17099	75	169	258	246	673	676	287	289	746	752	685	606	14	8	225 +2.99
Jerry Brann	233.56	0	24524	105	208	245	226	679	679	279	279	780	780	748	639	30	16	232 +1.56
Aaron Gawrys	215.18	13	9683	45				0	0	247	263	702	744	685	636	3	2	222 -6.82
Jon Roberts	230.61	0	8302	36				0	0	299	299	725	725	707	667	10	7	220 +10.61
<b>5 - Pin Seekers</b> HDCP=287 Ave=827																		
Dave Migler	167.66	56	15089	90	157	214	147	518	686	224	281	571	748	535	441	--	--	157 +10.66
Carl Mottinger	170.07	54	16327	96	150	185	170	505	667	225	280	591	756	602	502	2	--	156 +14.07
Kyle Kobus	148.71	72	7138	48				0	0	0		0		461	409	--	--	152 -3.29
Mark Kobus	173.04	51	16612	96	169	196	167	532	688	243	299	664	832	614	514	--	--	158 +15.04
Luis Navarro	169.73	54	15785	93	155	201	134	490	652	215	271	575	743	535	438	1	--	161 +8.73
Jay Lannin	172.85	52	16594	96	212	171	135	518	674	221	274	579	738	533	433	1	--	173 -0.15
<b>6 - Cubs Crew</b> HDCP=70 Ave=1068																		
Tom Seliger	219.34	9	22373	102	196	269	205	670	697	289	299	749	782	727	621	20	8	203 +16.34
Nick Hernandez	224.75	5	2697	12				0	0	258	269	705	729	678	662	4	1	216 +8.75
Brian Clark	188.31	37	17513	93	209	205	235	649	763	235	273	649	763	631	534	--	--	197 -8.69
Doug Fulkerson	218.80	10	19036	87	247	173	234	654	684	279	289	714	744	674	583	9	6	217 +1.80
Alex DaCorte	219.33	9	20398	93	174	266	236	676	703	279	290	734	764	722	625	16	7	206 +13.33
Jerry Vogelgesang	219.89	9	20890	95	243	227	258	728	755	300	312	815	851	670	571	18	6	210 +9.89
George Goodman	209.22	18	5649	27				0	0	277	298	689	752	651	620	2	--	209 +0.22
Jerry Sabin	233.33	5	700	3				0	0	0		0		704	697	1	1	224 +9.33
Travis Pitchford	178.00	17	534	3				0	0	0		0		540	533	--	--	211 -33.00
<b>7 - Flintstones</b> HDCP=212 Ave=912																		
Brandon White	161.94	62	16518	102	151	117	126	394	577	198	255	512	680	492	386	--	--	155 +6.94
Jesse Kats	168.42	55	13642	81a	158a	158a	158	474	639	210	265	564	729	554	469	--	--	164 +4.42
Brian LaFrenere	181.79	44	14725	81	168	160	167	495	624	245	293	647	785	563	478	1	--	171 +10.79
Matt Chalmers	203.10	24	20716	102	201	223	176	600	672	278	302	726	801	704	598	3	3	189 +14.10
Mark Hayes	199.60	27	19760	99	170	215	169	554	635	278	306	695	779	640	537	9	1	190 +9.60
Ryan Rastovsky	161.67	62	3395	21				0	0	0		0		493	468	--	--	165 -3.33
Brian Juda	154.75	68	5571	36				0	0	193	261	529	733	474	434	--	--	160 -5.25
<b>8 - Strikers</b> HDCP=51 Ave=1097																		
Jim Gillespie	214.97	14	22572	105	199	267	205	671	713	300	316	715	760	648	539	13	5	219 -4.03
Bob Fuehrmeyer	211.10	17	12666	60	191	182	195	568	616	256	272	712	760	690	626	3	2	216 -4.90
Nick Hanzi	219.69	9	23067	105	233	243	246	722	749	276	285	722	749	693	584	14	6	217 +2.69
Ed Scheive	217.71	11	22206	102	198	238	215	651	684	267	278	731	767	684	578	13	4	212 +5.71
Curt Jensen	236.07	0	24079	102	279	236	257	772	772	289	289	783	783	806	700	26	18	232 +4.07
Wayne Kullman	203.41	24	10374	51				0	0	269	296	694	775	642	587	2	1	197 +6.41
<b>9 - Ultra Foods</b> HDCP=319 Ave=783																		
John Horvath	156.52	66	16435	105	162	149	184	495	693	198	265	505	706	521	412	--	--	155 +1.52
Dennis Ley Sr	162.44	61	17056	105	210	188	211	609	795	212	275	609	795	548	439	--	--	155 +7.44
Frank Mallek	139.97	72	13017	93	160	150	135	445	661	191	263	471	687	423	326	--	--	136 +3.97
Lee Darragh	160.81	63	16403	102	173	157	166	496	685	199	261	529	715	502	396	--	--	165 -4.19
Tom Heffernan	166.98	57	16197	97	177	177	190	544	715	245	305	603	783	503	402	--	--	172 -5.02
Dennis Ley Jr	199.27	27	2989	15				0	0	227	254	593	674	611	592	1	--	

Name	True				-1-	-2-	-3-	Total	HDCP Total	High Game	HDCP Game	High Sers	HDCP Sers	To Raise Avg +1	To Drop Avg -1	250's	700's	Most Improved	
	Average	HDCP	Pins	Gms														Ave	-/
<b>10 - J - M Golf</b>	HDCP=259 Ave=859																		
Nick Hevesy Sr.	159.97	63	15837	99	202	156	176	534	723	222	286	562	754	483	380	--	--	166	-6.03
Mark Allen	176.23	48	14803	84	159	147	133	439	580	218	266	605	749	596	508	--	--	184	-7.77
Nick Hevesy Jr.	172.43	52	12932	75				0	0	223	276	598	763	562	483	--	--	179	-6.57
Tony Hevesy	177.14	47	15411	87	222	169	166	557	701	248	297	696	843	609	518	--	--	186	-8.86
Nick Kerr	175.24	49	15246	87	213	179	192	584	734	237	289	606	762	594	503	--	--	187	-11.76
Gary Panozzo Jr.	219.52	9	13830	63	204	246	207	657	684	278	289	718	751	690	623	7	3	212	+7.52
Neil O'Conner	176.38	48	3704	21				0	0	0		0		544	519	--	--	178	-1.62
Nick Kerr Jr	216.50	38	1299	6				0	0	232	270	619	733	654	644	1	--	187	+29.50
<b>11 - Dave Huge Builders</b>	HDCP=76 Ave=1064																		
Brian Bogs	221.24	8	20575	93	268	255	170	693	720	268	277	743	767	737	640	16	9	233	-11.76
Jim Riffice Sr.	205.92	22	21004	102	262	175	256	693	759	262	284	693	759	626	520	7	1	209	-3.08
Chris Huge	226.26	3	23757	105	223	202	195	620	629	300	304	787	799	759	650	23	15	219	+7.26
Bob Pasko	201.83	26	19376	96	191	180	153	524	599	259	285	686	764	622	522	6	2	207	-5.17
Eric Kooi	211.74	17	21597	102	172	189	235	596	644	258	275	703	757	663	557	9	4	211	+0.74
Ray Nommensen	214.33	14	5144	24				0	0	279	295	673	721	661	633	3	1	217	-2.67
<b>12 - \$20 Dollars Wasted</b>	HDCP=108 Ave=1027																		
Chuck Sons Jr	216.35	12	22500	104	224	257	184	665	701	269	280	721	759	719	611	12	9	211	+5.35
Mike Sons	182.18	43	18582	102	176	159	145	480	609	278	324	735	873	633	527	2	1	182	+0.18
John Couwenhoven	188.99	37	19088	101	177	223	176	576	687	229	265	625	736	568	463	3	--	187	+1.99
Kevin Livingston	213.22	15	21109	99	236	246	288	770	821	298	316	770	821	719	616	7	4	213	+0.22
Paul Lundahl	228.75	1	13725	60	246	212	194	652	652	279	281	793	799	702	638	15	6	219	+9.75
Rick Howell	167.21	56	9531	57				0	0	231	292	582	756	549	488	--	--	178	-10.79
<b>13 - Stealth</b>	HDCP=185 Ave=941																		
Robert Sanchez	209.36	18	16330	78	202	256	223	681	738	279	298	704	761	680	598	6	3	194	+15.36
Vinny Depisa Jr	174.20	50	17420	100	167	181	170	518	668	225	275	582	729	605	501	--	--	181	-6.80
T. J. Hartford	172.96	52	12453	72				0	0	235	288	609	768	522	446	--	--	171	+1.96
Kevin Keane	198.02	28	18416	93	224	180	145	549	633	244	271	662	743	688	591	6	1	183	+15.02
Ron Sellers Jr	188.86	37	18697	99	187	221	162	570	681	237	275	618	729	581	478	--	--	184	+4.86
Walter Lolli	208.41	19	5627	27				0	0	263	282	690	747	643	612	3	--	213	-4.59
Rick Young	185.70	40	5014	27	153	147	165	465	573	247	284	601	712	566	535	--	--	202	-16.30
<b>14 - Misfits</b>	HDCP=150 Ave=981																		
Harry Snell	176.77	48	16970	96	198	203	182	583	727	212	261	602	749	553	453	1	--	166	+10.77
Justin Lynn	183.16	42	18133	99	166	210	226	602	731	266	314	692	827	635	532	2	--	170	+13.16
Sez Szczesniak	208.13	19	6244	30				0	0	0		0		653	619	1	--	215	-6.87
Don Doffin	201.41	26	21148	105	168	231	256	655	736	299	325	761	839	668	559	6	2	204	-2.59
Bruce Gorney	213.68	15	21795	102	200	213	182	595	637	249	264	687	732	675	569	8	2	211	+2.68
Joe Malo	175.27	49	11568	66	186	277	181	644	797	277	328	644	797	576	506	1	--	171	+4.27
Dave Szczesniak	220.93	9	3314	15				0	0	0		0		664	645	3	2	207	+13.93
<b>15 - Webb Ford</b>	HDCP=62 Ave=1079																		
Tom Castellanos	221.76	8	9314	42	232	208	236	676	700	278	290	748	781	676	630	6	4	211	+10.76
Andy Yonovich	205.14	22	19078	93	225	173	219	617	683	256	281	718	793	698	601	5	1	203	+2.14
Jay Larson	219.42	9	21064	96	205	194	205	604	631	269	278	713	743	716	616	9	6	207	+12.42
John Wojtczak	210.83	18	15812	75				0	0	278	296	694	750	646	567	6	--	211	-0.17
Gregg Schmied	224.42	5	22891	102	237	245	255	737	755	290	299	789	816	734	628	18	12	230	-5.58
Joe Hoffman	183.29	42	3849	21				0	0	0		0		567	542	--	--	190	-6.71
Ray Dziezak	200.30	27	6610	33				0	0	248	276	669	750	626	589	1	1	202	-1.70
Troy Rush	209.56	18	10059	48	236	214	204	654	708	258	275	686	740	651	599	3	3	192	+17.56
Sam Martino		35	0	0				0	0	0		0				--	--	191	
<b>16 - Sicksteen</b>	HDCP=140 Ave=992																		
John Melby	172.08	52	8260	48				0	0	243	297	639	801	563	511	--	--	156	+16.08
Tyler Loftis	174.19	50	17245	99	221	212	232	665	821	232	284	665	821	605	502	--	--	169	+5.19
Scott Kaszubski	217.65	11	22200	102	205	193	248	646	679	279	290	740	773	690	584	10	5	193	+24.65
Dave Krueger	216.16	12	18806	87	171	238	210	619	655	259	271	730	766	724	633	14	8	222	-5.84
Bobby Schmidt	213.11	15	22377	105	187	196	193	576	621	259	276	725	773	735	626	11	6	207	+6.11
Glenn Kosjara	197.56	29	11261	57	245	235	202	682	775	245	278	682	775	619	558	--	--	204	-6.44
Shaun Stok	230.10	0	4832	21				0	0	278	278	731	737	712	687	5	3	227	+3.10
<b>17 - Mag Trucking</b>	HDCP=234 Ave=888																		
Scott Cicale	177.07	47	12749	72	210	198	181	589	733	217	268	617	770	601	525	--	--	182	-4.93
Jeff Crisman	153.93	69	13854	90	163	164	125	452	656	190	257	513	714	468	374	--	--	159	-5.07
Michael Goodman	170.36	54	16866	99	170	145	164	479	641	216	270	569	731	576	473	--	--	154	+16.36
Tom Gibson	193.25	33	19712	102	202	255	199	656	758	265	301	712	820	658	552	3	1	195	-1.75
Sal Salazar	195.47	31	19938	102	203	158	209	570	663	264	296	689	788	642	536	5	--	203	-7.53
Dave Flowers	176.67	37	1060	6				0	0	0		0		533	523	--	--	188	-11.33
Jerry Cotton	184.56	41	1661	9				0	0	247	279	632	728	559	546	--	--	194	-9.44

Name	True				-1-	-2-	-3-	Total	HDCP Total	High Game	HDCP Game	High Sers	HDCP Sers	To Raise Avg +1	To Drop Avg -1	250's	700's	Most Improved	
	Average	HDCP	Pins	Gms														Ave	-/
<b>18 - NOJO</b>	HDCP=97 Ave=1040																		
Paul Onest	195.87	31	8814	45			0	0	258	290	675	783	594	545	1	--	194	+1.87	
Jason Traina	211.03	17	19626	93	216	176	182	574	625	289	307	703	763	726	629	6	1	212	-0.97
Tim McNeal	202.77	25	19466	96	217	194	202	613	688	279	306	678	753	631	531	6	1	210	-7.23
Matt Reihel	216.13	12	14697	68			0	0	255	267	651	687	710	638	7	2	222	-5.87	
Derek Skievaski	216.83	12	18214	84	175	245	190	610	643	277	288	726	762	665	577	8	3	214	+2.83
Mike Lareau	201.07	26	13874	69	199	200	199	598	676	266	294	701	785	670	597	5	1	195	+6.07
Carl Lisek	202.14	25	10309	51	232	215	203	650	728	243	272	684	771	653	598	2	1	209	-6.86
Jon Penwit	218.33	10	3930	18			0	0	235	244	639	666	669	647	1	--	208	+10.33	
<b>19 - Hardcore</b>	HDCP=169 Ave=960																		
Lenny Czaplowski	183.31	42	18698	102	174	159	171	504	630	225	268	616	745	622	516	--	--	192	-8.69
Michael Sohan	182.53	43	18618	102	204	194	208	606	738	244	289	646	781	597	491	1	--	180	+2.53
Darren Stevens	202.72	25	12163	60			0	0	232	256	637	712	626	562	2	1	209	-6.28	
Bob Mosel	198.24	28	20815	105	257	255	167	679	766	257	286	679	766	677	568	4	--	203	-4.76
Phil Cher	195.44	31	17003	87	178	201	201	580	673	258	286	636	723	637	546	3	1	198	-2.56
Jeff Koehler	193.60	33	2904	15			0	0	0	0	0	0	588	569	1	--	181	+12.60	
Ben DeJesus	151.04	71	3625	24	170	158	118	446	659	214	286	528	744	479	451	--	--	166	-14.96
<b>20 - Herr &amp; Sons</b>	HDCP=123 Ave=1011																		
Skip Totleben	197.21	29	18932	96	170	188	148	506	590	278	307	737	824	670	570	7	1	194	+3.21
Steve Herr	202.10	25	21220	105	222	200	179	601	676	278	304	715	793	704	595	6	3	210	-7.90
Nick Totleben	194.45	32	6417	33			0	0	255	289	641	743	603	566	2	--	198	-3.55	
Brian Carroll	203.55	24	19541	96	172	182	198	552	621	269	292	665	737	655	555	3	1	209	-5.45
Thomas Herr	215.06	13	21291	99	191	257	209	657	699	278	292	688	730	741	638	16	4	204	+11.06
Bret Bonner	218.98	10	18394	84	206	249	258	713	743	289	298	713	743	659	571	12	7	219	-0.02
Scott Zivkovich	216.00	12	1944	9			0	0	199	217	574	628	660	647	1	1	209	+7.00	
<b>21 - Bookies</b>	HDCP=255 Ave=864																		
Mike Capretti	191.35	35	18944	99	183	151	216	550	655	236	270	665	767	640	537	2	--	186	+5.35
Chris Cass	157.56	65	13708	87	168	175	150	493	688	205	272	527	725	512	421	--	--	157	+0.56
Jason Jarvis	174.55	50	18328	105	176	162	163	501	651	247	301	652	814	572	463	--	--	178	-3.45
Todd Gorman	158.90	64	14301	90	217	194	175	586	781	224	294	641	851	486	392	--	--	131	+27.90
Dave Barzycki	184.71	41	17732	96	214	182	159	555	678	269	311	646	772	583	483	1	--	178	+6.71
Rick Boettger	202.42	25	2429	12			0	0	0	0	0	0	616	600	--	--	200	+2.42	
Jason Gorman	144.67	72	434	3			0	0	0	0	0	0	436	429	--	--	142	+2.67	
<b>22 - Ballz Out Boozers</b>	HDCP=240 Ave=854																		
Bill Hand	186.22	39	16760	90	219	178	178	575	692	279	320	694	817	631	537	3	1	168	+18.22
Chad Posluszny	123.73	72	10022	81	108	147	125	380	596	165	237	432	648	394	309	--	--	121	+2.73
Jeff Narjes	162.89	61	16126	99	160	169	190	519	702	215	276	541	725	500	397	--	--	139	+23.89
Eric Busse	195.17	31	14052	72a	185a	185a	185	555	648	247	279	653	749	648	572	--	--	192	+3.17
Mike Filipoff	188.61	37	19238	102	157	205	183	545	656	255	293	650	764	607	501	4	--	191	-2.39
Wade Pawlicki	214.09	14	7065	33			0	0	257	271	719	782	675	638	1	2	196	+18.09	
<b>23 - Galka's Pro Shop</b>	HDCP=103 Ave=1032																		
Bill Slipek	199.43	27	20342	102	180	185	205	570	651	259	286	668	749	658	552	4	1	198	+1.43
Dave Ault	190.84	36	17748	93	194	219	152	565	673	255	291	639	747	588	491	3	--	195	-4.16
James Urbanczyk	218.12	10	19631	90	212	227	194	633	663	279	290	727	754	736	642	10	6	217	+1.12
Joe Mokry	208.05	19	18100	87	226	195	210	631	691	258	280	724	787	710	619	5	2	223	-14.95
Brian Verhoeve	217.08	11	18235	84	220	278	187	685	721	278	290	742	775	731	643	11	7	211	+6.08
Carl Johnson	196.86	30	8268	42			0	0	243	273	628	718	597	551	3	--	208	-11.14	
Kevin Reyes	194.87	32	2923	15			0	0	204	235	583	676	587	568	1	--	216	-21.13	
Scott Verhoeve	223.25	6	2679	12			0	0	257	266	708	735	681	665	3	1	210	+13.25	
<b>24 - Stardust III</b>	HDCP=118 Ave=1017																		
Chris Reh	193.99	33	18041	93	148	214	191	553	649	264	301	650	758	583	486	1	--	205	-11.01
Jim Genovesi	198.70	28	17883	90	198	185	222	605	689	266	293	702	783	624	530	2	1	208	-9.30
Kevin Brunski	194.29	32	16903	87	191	214	171	576	672	256	288	644	740	647	556	3	--	204	-9.71
Greg Rather	210.65	18	17695	84a	200a	200a	200	600	654	300	318	713	767	662	574	10	4	213	-2.35
Jim Wandachowicz	222.36	7	18011	81			0	0	278	287	727	754	721	636	17	7	215	+7.36	
Ron Meeks	194.91	32	14618	75	182	201	265	648	744	265	297	680	782	592	513	2	1	187	+7.91
Ben Vania	191.00	26	573	3			0	0	0	0	0	0	579	572	--	--	201	-10.00	
Scott West	221.00	18	1326	6			0	0	0	0	0	0	672	662	1	--	209	+12.00	
<b>25 - The 25's</b>	HDCP=254 Ave=866																		
Jason Rhodes	177.76	47	7466	42	173	144	163	480	615	213	259	556	694	544	498	1	--	177	+0.76
Jerry Witulski	161.25	62	15480	96	167	163	177	507	693	207	269	550	736	558	458	--	--	162	-0.75
Pasquale Capocci	180.30	45	16227	90	146	190	177	513	648	226	271	624	759	606	512	--	--	169	+11.30
Ed Chrzanowski	170.78	54	15883	93			0	0	212	266	581	743	533	436	--	--	173	-2.22	
Barry Moss	178.13	46	16032	90	189	200	231	620	761	238	285	620	769	615	521	--	--	176	+2.13
Bret Rhodes	177.32	47	14363	81	177	167	187	531	672	246	294	611	761	589	504	--	--	153	+24.32
Steve Marciano	96.67	72	290	3			0	0	0	0	0	0	292	285	--	--			

Name	True								HDCP					To Raise		To Drop		Most Improved			
	Average	HDCP	Pins	Gms	-1-	-2-	-3-	Total	Total	High	HDCP	High	HDCP	Sers	Sers	Avg +1	Avg -1	250's	700's	Ave	+/-
<b>26 - Team Ghezzi Masonry</b> HDCP=121 Ave=1011																					
Eric Martin	232.53	0	23253	100	227	246	236	709	709	299	299	736	736	746	642	25	19	230	+2.53		
Jack Lane	145.33	72	11336	78	147	129	102	378	594	194	266	486	702	490	408	--	--	133	+12.33		
Jonathan Ghezzi	193.20	33	11592	60	202	177	196	575	674	265	299	633	738	630	566	3	--	191	+2.20		
Gary Ghezzi Sr.	222.10	7	15325	69	225	144	244	613	634	257	264	668	689	731	658	14	8	218	+4.10		
Shaun Ciesielski	219.97	9	21117	96	192	192	193	577	604	279	287	742	751	663	563	18	11	201	+18.97		
Donald Ghezzi Sr.	181.81	44	10363	57				0	0	224	268	613	748	557	496	--	--	199	-17.19		
Jordan Ghezzi	168.33	55	4545	27				0	0	213	270	580	763	525	494	--	--	189	-20.67		
Steve Fouch	214.95	14	4514	21				0	0	277	293	736	784	646	621	3	2	212	+2.95		
<b>27 - It Is What It Is!</b> HDCP=148 Ave=982																					
Jim Denton	208.46	19	19387	93	263	193	202	658	715	299	320	796	859	677	580	6	4	211	-2.54		
Jeff Swetlik	175.85	49	17409	99	158	161	214	533	680	256	305	614	761	543	440	1	--	174	+1.85		
Dennis Rohe	184.30	41	12717	69a	174a	174a	174	522	645	255	299	636	768	603	530	1	--	178	+6.30		
John Gray Sr	197.90	29	19592	99	214	206	256	676	763	256	285	676	763	604	501	5	--	211	-13.10		
John Pitner	218.11	10	22029	101	212	200	192	604	634	290	301	756	789	747	642	17	8	209	+9.11		
John Boehrsen	228.40	1	3426	15				0	0	267	267	640	640	696	677	5	1				
Lindel Sparks	178.95	46	3758	21				0	0	263	311	624	798	538	513	1	--	184	-5.05		
<b>28 - PBMJ's</b> HDCP=223 Ave=884																					
Mike Birkenfeld	205.92	22	14826	72	182	233	208	623	689	247	268	657	720	624	548	4	--	206	-0.08		
Jake Utermark	134.39	72	12095	90	175	101	154	430	646	188	260	468	684	460	366	--	--	135	-0.61		
Pat Siegert	172.59	52	15015	87a	162a	162a	162	486	642	221	274	571	730	555	464	--	--	182	-9.41		
Jimmy Manno	189.34	36	19881	105	154	167	230	551	659	258	294	697	805	639	530	2	--	180	+9.34		
Brian Holtz	184.09	41	13807	75	158	195	191	544	667	234	276	622	751	623	544	2	--	178	+6.09		
Jeff Kowalski	168.36	55	6566	39				0	0	205	259	549	711	532	489	--	--	163	+5.36		
Joe Smith	160.33	63	481	3				0	0	178	241	481	670	485	478	--	--				
<b>29 - Team 29</b> HDCP=235 Ave=856																					
Guy Jump	118.78	72	11759	99	122	98	112	332	548	157	229	423	639	379	276	--	--	116	+2.78		
Brett McAlpin	150.79	72	6333	42				0	0	0		0		462	416	--	--				
James Andrade	172.64	52	18127	105	194	173	136	503	659	236	289	624	786	557	448	--	--	169	+3.64		
Tim Bodnar	216.89	12	20821	96	238	217	279	734	773	279	292	735	777	662	562	16	6	202	+14.89		
Ken Bober	200.43	27	20444	102a	190a	190a	190	570	651	276	303	689	770	661	555	6	--	175	+25.43		
Matt Slawson	186.83	39	1121	6				0	0	0		0		562	552	--	--				
Jerry Slawson	146.98	72	6173	42	144	140	189	473	689	190	262	488	704	442	396	--	--				
<b>30 - Free Birds</b> HDCP=268 Ave=850																					
George Milkowski	164.98	59	13363	81	175	161	138	474	648	237	296	599	785	497	412	--	--	166	-1.02		
Mario Marciniak Sr	156.34	66	13602	87	165	125	180	470	668	212	277	520	715	528	437	--	--	159	-2.66		
Paul Pawlowski	182.15	43	17486	96	163	193	211	567	699	238	283	621	756	631	531	--	--	173	+9.15		
J.L. Cargal	166.83	57	13013	78a	156a	156a	156	468	639	234	289	630	795	514	432	--	--	172	-5.17		
Jim Frostick	182.25	43	15309	84a	172a	172a	172	516	645	234	278	595	730	612	524	--	--	196	-13.75		
Mike Crafton	158.46	64	3803	24				0	0	182	245	472	664	490	462	--	--	159	-0.54		
Mike Beyer	153.58	69	1843	12				0	0	188	259	498	711	467	451	--	--				

League Average Week-by-Week



**\*\* Last Week's High Scores for Immediate Release \*\***

<u>Scratch Game</u>	<u>Scratch Game</u>	<u>Scratch Series</u>	<u>Scratch Series</u>
288 Kevin Livingston	263 Jim Denton	772 Curt Jensen	685 Brian Verhoeve
279 Curt Jensen	262 Jim Riffice Sr.	770 Kevin Livingston	682 Glenn Kosiara
279 Tim Bodnar	258 Terry Nicksich	737 Gregg Schmied	681 Robert Sanchez
278 Brian Verhoeve	258 Ron Brann	734 Tim Bodnar	679 Jerry Brann
277 Joe Malo	258 Jerry Vogelgesang	728 Jerry Vogelgesang	679 Bob Mosel
269 Tom Seliger	258 Bret Bonner	722 Nick Hanzi	676 Tom Castellanos
268 Brian Bogs	257 Curt Jensen	713 Bret Bonner	676 Alex DaCorte
267 Jim Gillespie	257 Thomas Herr	709 Eric Martin	676 John Gray Sr
266 Alex DaCorte	257 Bob Mosel	693 Brian Bogs	673 Terry Nicksich
265 Ron Meeks	257 Chuck Sons Jr	693 Jim Riffice Sr.	673 Ron Brann

# STARDUST BOWL III

**Bracket Payouts**

Bowler	Lane	Br 1	Br 2	Refund	Winnings	Amt Paid	Balance Due
Bober, Ken	38	-	10.00	-	10.00	-	-
Bonner, Bret	48	10.00	-	-	10.00	-	-
Jensen, Curt	36	30.00	-	-	30.00	-	20.00
Kooi, Eric	20	-	35.00	-	35.00	-	15.00
Kullman, Wayne	36	-	10.00	-	10.00	-	-
Livingston, Kevin	23	-	10.00	-	10.00	-	5.00
Lolli, Walter	27	-	30.00	-	30.00	-	20.00
Lundahl, Paul	23	40.00	-	-	40.00	-	30.00
Migler, Dave	44	-	10.00	-	10.00	-	<-10.00>
Mokry, Joe	32	10.00	55.00	-	65.00	-	35.00
Rohe, Dennis	22	-	20.00	-	20.00	-	-
Schmied, Gregg	40	35.00	-	-	35.00	-	25.00
Sellers, Ron	27	-	20.00	-	20.00	-	5.00
Sons, Mike	23	-	20.00	-	20.00	-	15.00

**\$5 Brackets - 8 person 3 game SCRATCH - Scratch**

Game 1	Game 2	Game 3	
1_Lane 33 <b>246 Paul Lundahl</b>	212 Paul Lundahl		<p><b>-- #1 --</b>  <b>** Finished **</b></p>
1_Lane 38 206 Bret Bonner		257 Curt Jensen	
2_Lane 40 208 Jerry Brann	236 Curt Jensen		
2_Lane 41 <b>279 Curt Jensen</b>			
3_Lane 22 203 Sal Salazar	200 John Pitner		
3_Lane 48 <b>212 John Pitner</b>		279 Tim Bodnar	
4_Lane 32 <b>238 Tim Bodnar</b>	217 Tim Bodnar		
4_Lane 45 223 Chris Huge			
		\$25 Tim Bodnar	
		\$10 Curt Jensen	
1_Lane 20 220 Brian Verhoeve	202 Chris Huge		<p><b>-- #2 --</b>  <b>** Finished **</b></p>
1_Lane 45 <b>223 Chris Huge</b>		236 Tom Castellanos	
2_Lane 20 226 Joe Mokry	208 Tom Castellanos		
2_Lane 34 <b>232 Tom Castellanos</b>			
3_Lane 21 <b>227 Eric Martin</b>	246 Eric Martin		
3_Lane 40 210 Mike Ferro		236 Eric Martin	
4_Lane 33 <b>246 Paul Lundahl</b>	212 Paul Lundahl		
4_Lane 41 199 Jim Gillespie			
		\$17.50 Tom Castellanos	
		\$17.50 Eric Martin	

**\$5 Brackets - 8 person 3 game SCRATCH - Scratch**

Game 1	Game 2	Game 3	
1_Lane 42 196 Tom Seliger	246 Eric Martin		<b>-- #3 --</b> <b>** Finished **</b>
1_Lane 21 227 Eric Martin		236 Eric Martin	
2_Lane 19 205 Scott Kaszubski	202 Chris Huye		
2_Lane 45 223 Chris Huye			
3_Lane 40 210 Mike Ferro	200 John Pitner		\$17.50 Eric Martin
3_Lane 48 212 John Pitner		236 Tom Castellanos	\$17.50 Tom Castellanos
4_Lane 20 220 Brian Verhoeve	208 Tom Castellanos		
4_Lane 34 232 Tom Castellanos			

Game 1	Game 2	Game 3	
1_Lane 48 212 John Pitner	217 Tim Bodnar		<b>-- #4 --</b> <b>** Finished **</b>
1_Lane 32 238 Tim Bodnar		226 Jerry Brann	
2_Lane 40 208 Jerry Brann	245 Jerry Brann		
2_Lane 38 206 Bret Bonner			
3_Lane 41 279 Curt Jensen	236 Curt Jensen		\$25 Curt Jensen
3_Lane 21 227 Eric Martin		257 Curt Jensen	\$10 Jerry Brann
4_Lane 20 226 Joe Mokry	195 Joe Mokry		
4_Lane 42 196 Tom Seliger			

**\$5 Brackets - 8 person 3 game HDCP - Handicap**

Game 1	Game 2	Game 3	
1_Ln=45 h=22 284 Jim Riffice Sr.	197 Jim Riffice Sr.		<b>-- #1 --</b> <b>** Finished **</b>
1_Ln=27 h=56 213 Dave Migler		284 Tyler Loftis	
2_Ln=20 h=20 246 Joe Mokry	264 Tyler Loftis		
2_Ln=19 h=52 273 Tyler Loftis			
3_Ln=22 h=31 234 Sal Salazar	189 Sal Salazar		\$20 Tyler Loftis
3_Ln=48 h=10 222 John Pitner		203 Kevin Brunski	\$10 Kevin Brunski
4_Ln=46 h=32 223 Kevin Brunski	246 Kevin Brunski		
4_Lane -- *** BYE			

**\$5 Brackets - 8 person 3 game HDCP - Handicap**

Game 1	Game 2	Game 3	
1_Ln=46 h=32 <b>223 Kevin Brunski</b>	<b>246 Kevin Brunski</b>		<b>-- #2 --</b> <b>** Finished **</b>
1_Ln=26 h=45 191 <i>Pasquale Capocci</i>		203 <i>Kevin Brunski</i>	
2_Ln=28 h=37 224 <i>Ron Sellers Jr</i>	197 <i>Jim Riffice Sr.</i>		
2_Ln=45 h=22 <b>284 Jim Riffice Sr.</b>			
3_Ln=45 h=16 188 <i>Eric Kooi</i>	210 <i>John Pitner</i>		\$25 <b>Mark Kobus</b>
3_Ln=48 h=10 <b>222 John Pitner</b>		219 <b>Mark Kobus</b>	\$10 <b>Kevin Brunski</b>
4_Ln=27 h=52 <b>221 Mark Kobus</b>	<b>248 Mark Kobus</b>		
4_Ln=27 h=56 213 <i>Dave Migler</i>			
<hr/>			
1_Ln=45 h=16 188 <i>Eric Kooi</i>	<b>215 Joe Mokry</b>		<b>-- #3 --</b> <b>** Finished **</b>
1_Ln=20 h=20 <b>246 Joe Mokry</b>		230 <i>Joe Mokry</i>	
2_Ln=28 h=37 224 <i>Ron Sellers Jr</i>	189 <i>Sal Salazar</i>		
2_Ln=22 h=31 <b>234 Sal Salazar</b>			
3_Ln=22 h=34 <b>236 Tom Gibson</b>	<b>289 Tom Gibson</b>		\$25 <b>Tom Gibson</b>
3_Ln=19 h=11 216 <i>Scott Kaszubski</i>		233 <b>Tom Gibson</b>	\$10 <b>Joe Mokry</b>
4_Ln=45 h=22 <b>284 Jim Riffice Sr.</b>	197 <i>Jim Riffice Sr.</i>		
4_Ln=27 h=52 221 <i>Mark Kobus</i>			
<hr/>			
1_Ln=46 h=28 226 <i>Jim Genovesi</i>	197 <i>Jim Riffice Sr.</i>		<b>-- #4 --</b> <b>** Finished **</b>
1_Ln=45 h=22 <b>284 Jim Riffice Sr.</b>		199 <i>Ron Sellers Jr</i>	
2_Ln=27 h=56 213 <i>Dave Migler</i>	<b>258 Ron Sellers Jr</b>		
2_Ln=28 h=37 <b>224 Ron Sellers Jr</b>			
3_Ln=27 h=52 221 <i>Mark Kobus</i>	<b>264 Tyler Loftis</b>		\$25 <b>Tyler Loftis</b>
3_Ln=19 h=52 <b>273 Tyler Loftis</b>		284 <b>Tyler Loftis</b>	\$10 <b>Ron Sellers Jr</b>
4_Ln=33 h=17 <b>253 Kevin Livingston</b>	263 <i>Kevin Livingston</i>		
4_Ln=33 h=43 219 <i>Mike Sons</i>			

**\$5 Brackets - 8 person 3 game HDCP - Handicap**

**Game 1**

**Game 2**

**Game 3**

**-- #5 --**  
**\*\* Finished \*\***

1\_Ln=20 h=20 **246 Joe Mokry**

215 *Joe Mokry*

1\_Ln=27 h=56 213 *Dave Migler*

213 *John Couwenhove*

2\_Ln=33 h=37 **214 John Couwenhoven**

260 **John Couwenho**

2\_Lane -- \*\*\* BYE

3\_Ln=46 h=28 **226 Jim Genovesi**

213 **Jim Genovesi**

\$20 **Jim Genovesi**

\$10 **John Couwenhoven**

3\_Ln=48 h=10 222 *John Pitner*

250 **Jim Genovesi**

4\_Ln=45 h=22 **284 Jim Riffice Sr.**

197 *Jim Riffice Sr.*

4\_Ln=45 h=16 188 *Eric Kooi*

**-- #6 --**  
**\*\* Finished \*\***

1\_Ln=45 h=22 **284 Jim Riffice Sr.**

197 *Jim Riffice Sr.*

1\_Ln=20 h=20 246 *Joe Mokry*

219 *Mark Kobus*

2\_Ln=45 h=16 188 *Eric Kooi*

248 **Mark Kobus**

2\_Ln=27 h=52 **221 Mark Kobus**

\$20 **Tyler Loftis**

\$10 **Mark Kobus**

3\_Ln=19 h=52 **273 Tyler Loftis**

264 **Tyler Loftis**

3\_Ln=33 h=37 214 *John Couwenhoven*

284 **Tyler Loftis**

4\_Ln=34 h=8 **240 Tom Castellanos**

216 *Tom Castellanos*

4\_Lane -- \*\*\* BYE

## Average List of All Members of This League

Name	True Average	HDCP	Pins	Gms	-1-	-2-	-3-	Total	HDCP Total	High Game	HDCP High Game	High Sers	HDCP High Sers	To Raise Avg +1	To Drop Avg -1	250's	700's
Curt Jensen	236.07	0	24079	102	279	236	257	772	772	289	289	783	783	806	700	26	18
Jerry Brann	233.56	0	24524	105	208	245	226	679	679	279	279	780	780	748	639	30	16
Jerry Sabin	233.33	5	700	3				0	0	0	0	0	0	704	697	1	1
Eric Martin	232.53	0	23253	100	227	246	236	709	709	299	299	736	736	746	642	25	19
Jon Roberts	230.61	0	8302	36				0	0	299	299	725	725	707	667	10	7
Shaun Stok	230.10	0	4832	21				0	0	278	278	731	737	712	687	5	3
Paul Lundahl	228.75	1	13725	60	246	212	194	652	652	279	281	793	799	702	638	15	6
Mike Ferro	228.73	1	17155	75	210	184	250	644	644	268	268	740	740	707	628	18	11
John Boehrnsen	228.40	1	3426	15				0	0	267	267	640	640	696	677	5	1
Ron Brann	227.99	2	17099	75	169	258	246	673	676	287	289	746	752	685	606	14	8
Chris Huge	226.26	3	23757	105	223	202	195	620	629	300	304	787	799	759	650	23	15
Nick Hernandez	224.75	5	2697	12				0	0	258	269	705	729	678	662	4	1
Gregg Schmied	224.42	5	22891	102	237	245	255	737	755	290	299	789	816	734	628	18	12
Tom Lombardo	223.83	6	22159	99	195	224	224	643	658	279	281	765	771	689	586	18	9
Scott Verhoeve	223.25	6	2679	12				0	0	257	266	708	735	681	665	3	1
Jim Wandachowicz	222.36	7	18011	81				0	0	278	287	727	754	721	636	17	7
Gary Ghezzi Sr.	222.10	7	15325	69	225	144	244	613	634	257	264	668	689	731	658	14	8
Gary Purcell	221.98	8	19978	90	225	226	185	636	657	267	270	709	731	668	574	13	8
Tom Castellanos	221.76	8	9314	42	232	208	236	676	700	278	290	748	781	676	630	6	4
Brian Bogs	221.24	8	20575	93	268	255	170	693	720	268	277	743	767	737	640	16	9
Scott West	221.00	18	1326	6				0	0	0	0	0	0	672	662	1	--
Dave Szczesniak	220.93	9	3314	15				0	0	0	0	0	0	664	645	3	2
Shaun Ciesielski	219.97	9	21117	96	192	192	193	577	604	279	287	742	751	663	563	18	11
Jerry Vogelgesang	219.89	9	20890	95	243	227	258	728	755	300	312	815	851	670	571	18	6
Nick Hanzi	219.69	9	23067	105	233	243	246	722	749	276	285	722	749	693	584	14	6
Gary Panozzo Jr.	219.52	9	13830	63	204	246	207	657	684	278	289	718	751	690	623	7	3
Jay Larson	219.42	9	21064	96	205	194	205	604	631	269	278	713	743	716	616	9	6
Tom Seliger	219.34	9	22373	102	196	269	205	670	697	289	299	749	782	727	621	20	8
Alex DaCorte	219.33	9	20398	93	174	266	236	676	703	279	290	734	764	722	625	16	7
Bret Bonner	218.98	10	18394	84	206	249	258	713	743	289	298	713	743	659	571	12	7
Doug Fulkerson	218.80	10	19036	87	247	173	234	654	684	279	289	714	744	674	583	9	6
Terry Nicksich	218.56	10	20326	93	230	258	185	673	703	289	300	721	749	698	601	15	8
Jon Penwit	218.33	10	3930	18				0	0	235	244	639	666	669	647	1	--
James Urbanczyk	218.12	10	19631	90	212	227	194	633	663	279	290	727	754	736	642	10	6
John Pitner	218.11	10	22029	101	212	200	192	604	634	290	301	756	789	747	642	17	8
Ed Scheive	217.71	11	22206	102	198	238	215	651	684	267	278	731	767	684	578	13	4
Scott Kaszubski	217.65	11	22200	102	205	193	248	646	679	279	290	740	773	690	584	10	5
Brian Verhoeve	217.08	11	18235	84	220	278	187	685	721	278	290	742	775	731	643	11	7
Tim Bodnar	216.89	12	20821	96	238	217	279	734	773	279	292	735	777	662	562	16	6
Derek Skievaski	216.83	12	18214	84	175	245	190	610	643	277	288	726	762	665	577	8	3
Nick Kerr Jr	216.50	38	1299	6				0	0	232	270	619	733	654	644	1	--
Chuck Sons Jr	216.35	12	22500	104	224	257	184	665	701	269	280	721	759	719	611	12	9
Dave Krueger	216.16	12	18806	87	171	238	210	619	655	259	271	730	766	724	633	14	8
Matt Reihel	216.13	12	14697	68				0	0	255	267	651	687	710	638	7	2
Scott Zivkovich	216.00	12	1944	9				0	0	199	217	574	628	660	647	1	1
Aaron Gawry	215.18	13	9683	45				0	0	247	263	702	744	685	636	3	2
Al Roberts	215.16	13	21946	102	a205	a205	a205	615	654	276	291	755	800	734	628	10	7
Thomas Herr	215.06	13	21291	99	191	257	209	657	699	278	292	688	730	741	638	16	4
Jim Gillespie	214.97	14	22572	105	199	267	205	671	713	300	316	715	760	648	539	13	5
Steve Fouch	214.95	14	4514	21				0	0	277	293	736	784	646	621	3	2
Ray Nommensen	214.33	14	5144	24				0	0	279	295	673	721	661	633	3	1
Mike Miloshoff	214.33	14	5144	24				0	0	277	289	746	782	661	633	3	1
Wade Pawlicki	214.09	14	7065	33				0	0	257	271	719	782	675	638	1	2
Bruce Gorney	213.68	15	21795	102	200	213	182	595	637	249	264	687	732	675	569	8	2
Alex Bodnar	213.43	15	10885	51				0	0	279	297	757	811	671	616	3	2
Kevin Livingston	213.22	15	21109	99	236	246	288	770	821	298	316	770	821	719	616	7	4
Tom Melcarek	213.18	15	22384	105	191	242	204	637	682	256	270	720	765	728	619	11	6
Bobby Schmidt	213.11	15	22377	105	187	196	193	576	621	259	276	725	773	735	626	11	6
Eric Kooi	211.74	17	21597	102	172	189	235	596	644	258	275	703	757	663	557	9	4
Bob Fuehrmeyer	211.10	17	12666	60	191	182	195	568	616	256	272	712	760	690	626	3	2
Jason Traina	211.03	17	19626	93	216	176	182	574	625	289	307	703	763	726	629	6	1
John Wojtczak	210.83	18	15812	75				0	0	278	296	694	750	646	567	6	--
Greg Rather	210.65	18	17695	84	a200	a200	a200	600	654	300	318	713	767	662	574	10	4
Troy Rush	209.56	18	10059	48	236	214	204	654	708	258	275	686	740	651	599	3	3
Robert Sanchez	209.36	18	16330	78	202	256	223	681	738	279	298	704	761	680	598	6	3
Butch Bodnar	209.26	18	14439	69	a199	a199	a199	597	651	237	255	660	714	681	608	7	3
George Goodmun	209.22	18	5649	27				0	0	277	298	689	752	651	620	2	--
Bernie Townsend	208.96	19	19433	93	189	180	228	597	651	258	274	665	719	631	534	9	1
Jim Denton	208.46	19	19387	93	263	193	202	658	715	299	320	796	859	677	580	6	4
Walter Lolli	208.41	19	5627	27				0	0	263	282	690	747	643	612	3	--
Sez Szczesniak	208.13	19	6244	30				0	0	0	0	0	0	653	619	1	--
Joe Mokry	208.05	19	18100	87	226	195	210	631	691	258	280	724	787	710	619	5	2
Jim Riffice Sr.	205.92	22	21004	102	262	175	256	693	759	262	284	693	759	626	520	7	1
Mike Birkenfeld	205.92	22	14826	72	182	233	208	623	689	247	268	657	720	624	548	4	--
Andy Yonovich	205.14	22	19078	93	225	173	219	617	683	256	281	718	793	698	601	5	1
Robert Woolbright	204.23	23	20219	99	204	180	174	558	627	243	265	656	722	691	588	4	2

Name	True				-1-	-2-	-3-	Total	HDCP	High	HDCP	High	HDCP	To Raise	To Drop	250's	700's
	Average	HDCP	Pins	Gms					Total	Game	Game	Sers	Sers	Avg +1	Avg -1		
Brian Carroll	203.55	24	19541	96	172	182	198	552	621	269	292	665	737	655	555	3	1
Wayne Kullman	203.41	24	10374	51				0	0	269	296	694	775	642	587	2	1
Matt Chalmers	203.10	24	20716	102	201	223	176	600	672	278	302	726	801	704	598	3	3
Tim McNeal	202.77	25	19466	96	217	194	202	613	688	279	306	678	753	631	531	6	1
Darren Stevens	202.72	25	12163	60				0	0	232	256	637	712	626	562	2	1
Rick Boettger	202.42	25	2429	12				0	0	0		0		616	600	--	--
Shawn Leavy	202.31	25	20636	102	162	198	232	592	667	279	306	696	777	679	573	7	--
Carl Lisek	202.14	25	10309	51	232	215	203	650	728	243	272	684	771	653	598	2	1
Steve Herr	202.10	25	21220	105	222	200	179	601	676	278	304	715	793	704	595	6	3
Bob Pasko	201.83	26	19376	96	191	180	153	524	599	259	285	686	764	622	522	6	2
Don Doffin	201.41	26	21148	105	168	231	256	655	736	299	325	761	839	668	559	6	2
Mike Lareau	201.07	26	13874	69	199	200	199	598	676	266	294	701	785	670	597	5	1
Sean Blaylock	200.93	27	21098	105	175	176	185	536	614	268	292	701	776	610	501	4	2
Ken Bober	200.43	27	20444	102	a190	a190	a190	570	651	276	303	689	770	661	555	6	--
Ray Dziezak	200.30	27	6610	33				0	0	248	276	669	750	626	589	1	1
Mark Hayes	199.60	27	19760	99	170	215	169	554	635	278	306	695	779	640	537	9	1
Bill Sliepka	199.43	27	20342	102	180	185	205	570	651	259	286	668	749	658	552	4	1
Dennis Ley Jr	199.27	27	2989	15				0	0	227	254	593	674	611	592	1	--
Jim Genovesi	198.70	28	17883	90	198	185	222	605	689	266	293	702	783	624	530	2	1
Bob Mosel	198.24	28	20815	105	257	255	167	679	766	257	286	679	766	677	568	4	--
Kevin Keane	198.02	28	18416	93	224	180	145	549	633	244	271	662	743	688	591	6	1
John Gray Sr	197.90	29	19592	99	214	206	256	676	763	256	285	676	763	604	501	5	--
Glenn Kosiara	197.56	29	11261	57	245	235	202	682	775	245	278	682	775	619	558	--	--
Skip Totleben	197.21	29	18932	96	170	188	148	506	590	278	307	737	824	670	570	7	1
Carl Johnson	196.86	30	8268	42				0	0	243	273	628	718	597	551	3	--
Paul Onest	195.87	31	8814	45				0	0	258	290	675	783	594	545	1	--
Sal Salazar	195.47	31	19938	102	203	158	209	570	663	264	296	689	788	642	536	5	--
Phil Cher	195.44	31	17003	87	178	201	201	580	673	258	286	636	723	637	546	3	1
Eric Busse	195.17	31	14052	72	a185	a185	a185	555	648	247	279	653	749	648	572	--	--
Ron Meeks	194.91	32	14618	75	182	201	265	648	744	265	297	680	782	592	513	2	1
Kevin Reyes	194.87	32	2923	15				0	0	204	235	583	676	587	568	1	--
Nick Totleben	194.45	32	6417	33				0	0	255	289	641	743	603	566	2	--
Kevin Brunski	194.29	32	16903	87	191	214	171	576	672	256	288	644	740	647	556	3	--
Chris Reh	193.99	33	18041	93	148	214	191	553	649	264	301	650	758	583	486	1	--
Chris Melcarek	193.74	33	20343	105	236	205	194	635	734	278	314	716	824	609	500	4	1
Jeff Koehler	193.60	33	2904	15				0	0	0		0		588	569	1	--
Tom Gibson	193.25	33	19712	102	202	255	199	656	758	265	301	712	820	658	552	3	1
Jonathan Ghezzi	193.20	33	11592	60	202	177	196	575	674	265	299	633	738	630	566	3	--
Tom Formoso	192.61	34	18491	96	a182	a182	a182	546	648	267	300	647	749	616	516	3	--
Brian Burbach	192.33	20	577	3				0	0	0		0		581	574	--	--
Mike Capretti	191.35	35	18944	99	183	151	216	550	655	236	270	665	767	640	537	2	--
Ben Vania	191.00	26	573	3				0	0	0		0		579	572	--	--
Dave Ault	190.84	36	17748	93	194	219	152	565	673	255	291	639	747	588	491	3	--
Jimmy Manno	189.34	36	19881	105	154	167	230	551	659	258	294	697	805	639	530	2	--
John Couwenhoven	188.99	37	19088	101	177	223	176	576	687	229	265	625	736	568	463	3	--
Ron Sellers Jr	188.86	37	18697	99	187	221	162	570	681	237	275	618	729	581	478	--	--
Mike Filipoff	188.61	37	19238	102	157	205	183	545	656	255	293	650	764	607	501	4	--
Brian Clark	188.31	37	17513	93	209	205	235	649	763	235	273	649	763	631	534	--	--
Matt Slawson	186.83	39	1121	6				0	0	0		0		562	552	--	--
Bill Hand	186.22	39	16760	90	219	178	178	575	692	279	320	694	817	631	537	3	1
Rick Young	185.70	40	5014	27	153	147	165	465	573	247	284	601	712	566	535	--	--
Dave Barzycki	184.71	41	17732	96	214	182	159	555	678	269	311	646	772	583	483	1	--
Steve Bufano	184.69	41	17546	95	182	163	183	528	651	257	299	710	836	584	485	2	1
Jerry Cotton	184.56	41	1661	9				0	0	247	279	632	728	559	546	--	--
Dennis Rohe	184.30	41	12717	69	a174	a174	a174	522	645	255	299	636	768	603	530	1	--
Brian Holtz	184.09	41	13807	75	158	195	191	544	667	234	276	622	751	623	544	2	--
Lenny Czaplewski	183.31	42	18698	102	174	159	171	504	630	225	268	616	745	622	516	--	--
Joe Hoffman	183.29	42	3849	21				0	0	0		0		567	542	--	--
Justin Lynn	183.16	42	18133	99	166	210	226	602	731	266	314	692	827	635	532	2	--
Michael Sohan	182.53	43	18618	102	204	194	208	606	738	244	289	646	781	597	491	1	--
Jim Frostick	182.25	43	15309	84	a172	a172	a172	516	645	234	278	595	730	612	524	--	--
Mike Sons	182.18	43	18582	102	176	159	145	480	609	278	324	735	873	633	527	2	1
Paul Pawlowski	182.15	43	17486	96	163	193	211	567	699	238	283	621	756	631	531	--	--
Chris Milosshoff	182.13	43	2732	15				0	0	0		0		562	543	--	--
Nick Neligan	181.92	44	4730	26				0	0	0		0		548	518	--	--
Donald Ghezzi Sr.	181.81	44	10363	57				0	0	224	268	613	748	557	496	--	--
Brian LaFrenere	181.79	44	14725	81	168	160	167	495	624	245	293	647	785	563	478	1	--
Pasquale Capocci	180.30	45	16227	90	146	190	177	513	648	226	271	624	759	606	512	--	--
Lindel Sparks	178.95	46	3758	21				0	0	263	311	624	798	538	513	1	--
Barry Moss	178.13	46	16032	90	189	200	231	620	761	238	285	620	769	615	521	--	--
Travis Pitchford	178.00	17	534	3				0	0	0		0		540	533	--	--
Jason Rhodes	177.76	47	7466	42	173	144	163	480	615	213	259	556	694	544	498	1	--
Bret Rhodes	177.32	47	14363	81	177	167	187	531	672	246	294	611	761	589	504	--	--
Tony Hevesy	177.14	47	15411	87	222	169	166	557	701	248	297	696	843	609	518	--	--
Scott Cicale	177.07	47	12749	72	210	198	181	589	733	217	268	617	770	601	525	--	--
Harry Snell	176.77	48	16970	96	198	203	182	583	727	212	261	602	749	553	453	1	--
Dave Flowers	176.67	37	1060	6				0	0	0		0		533	523	--	--
Neil O'Conner	176.38	48	3704	21				0	0	0		0		544	519	--	--

Name	True			-1-	-2-	-3-	Total	HDCP	High	HDCP	High	HDCP	To Raise	To Drop	250's	700's	
	Average	HDCP	Pins					Gms	Total	Game	Game	Sers	Sers	Avg +1			Avg -1
Mark Allen	176.23	48	14803	84	159	147	133	439	580	218	266	605	749	596	508	--	--
Jeff Swetlik	175.85	49	17409	99	158	161	214	533	680	256	305	614	761	543	440	1	--
Joe Malo	175.27	49	11568	66	186	277	181	644	797	277	328	644	797	576	506	1	--
Nick Kerr	175.24	49	15246	87	213	179	192	584	734	237	289	606	762	594	503	--	--
Jason Jarvis	174.55	50	18328	105	176	162	163	501	651	247	301	652	814	572	463	--	--
Vinny Depisa Jr	174.20	50	17420	100	167	181	170	518	668	225	275	582	729	605	501	--	--
Tyler Loftis	174.19	50	17245	99	221	212	232	665	821	232	284	665	821	605	502	--	--
Tim Sherwood	173.24	51	7796	45	166	181	206	553	709	214	266	553	709	556	507	--	--
Mark Kobus	173.04	51	16612	96	169	196	167	532	688	243	299	664	832	614	514	--	--
T. J. Hartford	172.96	52	12453	72				0	0	235	288	609	768	522	446	--	--
Jay Lannin	172.85	52	16594	96	212	171	135	518	674	221	274	579	738	533	433	1	--
James Andrade	172.64	52	18127	105	194	173	136	503	659	236	289	624	786	557	448	--	--
Pat Siegert	172.59	52	15015	87	a162	a162	a162	486	642	221	274	571	730	555	464	--	--
Nick Hevesy Jr.	172.43	52	12932	75				0	0	223	276	598	763	562	483	--	--
John Melby	172.08	52	8260	48				0	0	243	297	639	801	563	511	--	--
Ed Chrzanowski	170.78	54	15883	93				0	0	212	266	581	743	533	436	--	--
Bill Lutz	170.67	54	1024	6				0	0	0		0		515	505	--	--
Michael Goodman	170.36	54	16866	99	170	145	164	479	641	216	270	569	731	576	473	--	--
Carl Mottinger	170.07	54	16327	96	150	185	170	505	667	225	280	591	756	602	502	2	--
Luis Navarro	169.73	54	15785	93	155	201	134	490	652	215	271	575	743	535	438	1	--
Jesse Kats	168.42	55	13642	81	a158	a158	a158	474	639	210	265	564	729	554	469	--	--
Jeff Kowalski	168.36	55	6566	39				0	0	205	259	549	711	532	489	--	--
Jordan Ghezzi	168.33	55	4545	27				0	0	213	270	580	763	525	494	--	--
Dave Migler	167.66	56	15089	90	157	214	147	518	686	224	281	571	748	535	441	--	--
Rick Howell	167.21	56	9531	57				0	0	231	292	582	756	549	488	--	--
Mark Lannin	166.99	57	17534	105	170	189	131	490	658	230	287	601	772	502	393	--	--
Tom Heffernan	166.98	57	16197	97	177	177	190	544	715	245	305	603	783	503	402	--	--
J.L. Cargal	166.83	57	13013	78	a156	a156	a156	468	639	234	289	630	795	514	432	--	--
George Milkowski	164.98	59	13363	81	175	161	138	474	648	237	296	599	785	497	412	--	--
Jeff Narjes	162.89	61	16126	99	160	169	190	519	702	215	276	541	725	500	397	--	--
Dennis Ley Sr	162.44	61	17056	105	210	188	211	609	795	212	275	609	795	548	439	--	--
Brandon White	161.94	62	16518	102	151	117	126	394	577	198	255	512	680	492	386	--	--
Mike Witkowski	161.83	61	971	6				0	0	0		0		487	477	--	--
Ryan Rastovsky	161.67	62	3395	21				0	0	0		0		493	468	--	--
Jerry Witulski	161.25	62	15480	96	167	163	177	507	693	207	269	550	736	558	458	--	--
Lee Darragh	160.81	63	16403	102	173	157	166	496	685	199	261	529	715	502	396	--	--
Joe Smith	160.33	63	481	3				0	0	178	241	481	670	485	478	--	--
Nick Hevesy Sr.	159.97	63	15837	99	202	156	176	534	723	222	286	562	754	483	380	--	--
Todd Gorman	158.90	64	14301	90	217	194	175	586	781	224	294	641	851	486	392	--	--
Mike Crafton	158.46	64	3803	24				0	0	182	245	472	664	490	462	--	--
Chris Cass	157.56	65	13708	87	168	175	150	493	688	205	272	527	725	512	421	--	--
John Horvath	156.52	66	16435	105	162	149	184	495	693	198	265	505	706	521	412	--	--
Mario Marciniak Sr	156.34	66	13602	87	165	125	180	470	668	212	277	520	715	528	437	--	--
Brian Juda	154.75	68	5571	36				0	0	193	261	529	733	474	434	--	--
Jeff Crisman	153.93	69	13854	90	163	164	125	452	656	190	257	513	714	468	374	--	--
Mike Beyer	153.58	69	1843	12				0	0	188	259	498	711	467	451	--	--
Ben DeJesus	151.04	71	3625	24	170	158	118	446	659	214	286	528	744	479	451	--	--
Brett McAlpin	150.79	72	6333	42				0	0	0		0		462	416	--	--
Roger Blayock	149.62	72	13915	93	a139	a139	a139	417	633	185	257	485	701	485	388	--	--
Jerry Kudlo	148.89	72	12060	81	a138	a138	a138	414	630	201	273	513	729	456	371	--	--
Kyle Kobus	148.71	72	7138	48				0	0	0		0		461	409	--	--
Jerry Stawson	146.98	72	6173	42	144	140	189	473	689	190	262	488	704	442	396	--	--
Jack Lane	145.33	72	11336	78	147	129	102	378	594	194	266	486	702	490	408	--	--
Jason Gorman	144.67	72	434	3				0	0	0		0		436	429	--	--
Frank Mallek	139.97	72	13017	93	160	150	135	445	661	191	263	471	687	423	326	--	--
Jake Utermark	134.39	72	12095	90	175	101	154	430	646	188	260	468	684	460	366	--	--
Chad Posluszny	123.73	72	10022	81	108	147	125	380	596	165	237	432	648	394	309	--	--
Guy Jump	118.78	72	11759	99	122	98	112	332	548	157	229	423	639	379	276	--	--
Steve Marciano	96.67	72	290	3				0	0	0		0		292	285	--	--
Bob Cooley		49	0	0				0	0	0		0				--	--
Dan Larcher		49	0	0				0	0	0		0				--	--
Mark Burk		54	0	0				0	0	0		0				--	--
Sam Martino		35	0	0				0	0	0		0				--	--
Scott Hansen		49	0	0				0	0	0		0				--	--
Frank Sloboda		49	0	0				0	0	0		0				--	--
Joe Riffice		49	0	0				0	0	0		0				--	--
Jeremy Maciejewski		49	0	0				0	0	0		0				--	--
Steve Dudley		49	0	0				0	0	0		0				--	--
Ken Miotk Sr.		16	0	0				0	0	0		0				--	--
Paul Hayes Jr		49	0	0				0	0	0		0				--	--
Tad Leavy		49	0	0				0	0	0		0				--	--
Jack Bauer		49	0	0				0	0	0		0				--	--
Paul Nellet		49	0	0				0	0	0		0				--	--
Mike Starzak		20	0	0				0	0	0		0				--	--
Paul Rather		49	0	0				0	0	0		0				--	--
Lou Bufano		54	0	0				0	0	0		0				--	--
Brian Wojtczak		46	0	0				0	0	0		0				--	--
John Gbur		40	0	0				0	0	0		0				--	--

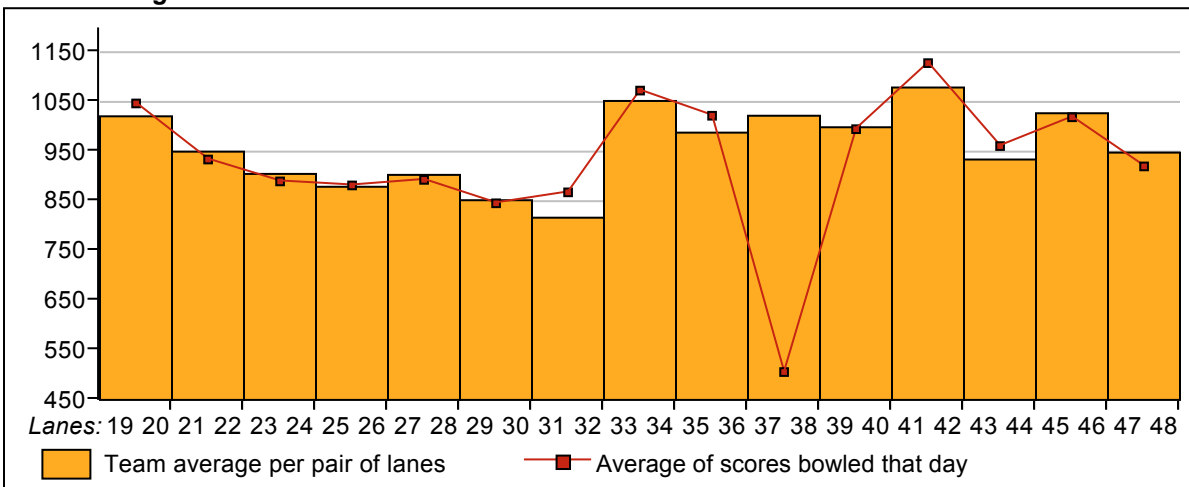
Name	True			-1-	-2-	-3-	Total	HDCP High			HDCP To Raise		To Drop		250's	700's
	Average	HDCP	Pins					Gms	Total	Game	Game	Sers	Sers	Avg +1		
Rich Sliwa	36		0	0			0	0	0	0					--	--
John Morgan	49		0	0			0	0	0	0					--	--
Rich Skievaski	42		0	0			0	0	0	0					--	--
Rob Campin	49		0	0			0	0	0	0					--	--
Bob Jabaay	49		0	0			0	0	0	0					--	--
Vince Shaughvessy	49		0	0			0	0	0	0					--	--
Shawn Quinn	49		0	0			0	0	0	0					--	--
Josh Toth	49		0	0			0	0	0	0					--	--
Ron Bair	56		0	0			0	0	0	0					--	--
Joey Quieroli	49		0	0			0	0	0	0					--	--
Brian Burbach	20		0	0			0	0	0	0					--	--
Jerry Sabin	49		0	0			0	0	0	0					--	--

# STARDUST BOWL III

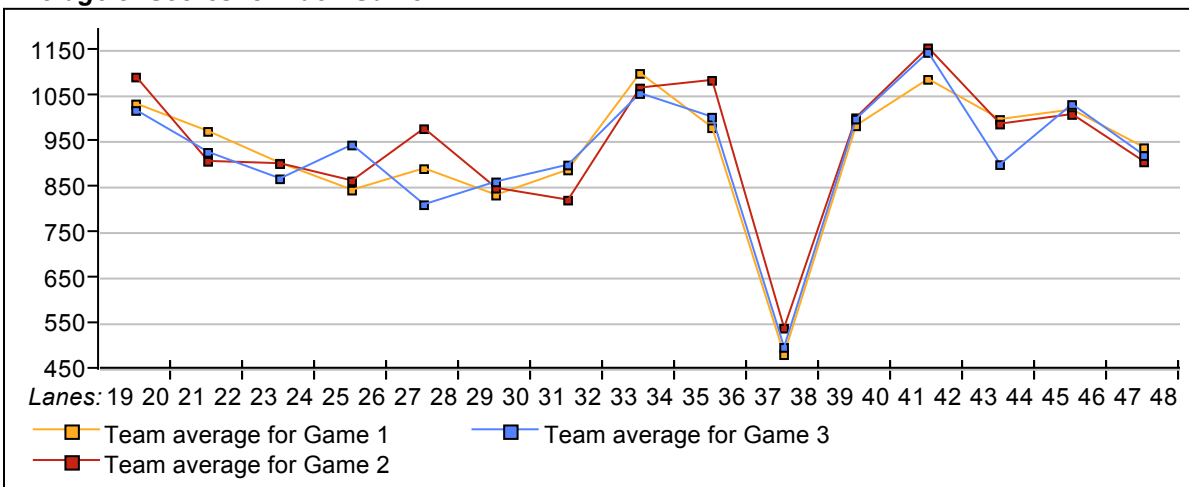
***This Week's Statistics: Lefties vs Righties****Unless designated left handed, bowlers are considered right handed.*

	<u>Over All</u>	<u>Right</u>	<u>Left</u>
How many people bowled	137	122	15
Number of games bowled	411	366	45
Actual average of week's scores	194.37	192.58	209.00
How many games above average	202	178	24
How many games below average	201	182	19
Pins above/below average per game	1.89	1.65	3.80
How many people raised average	67	60	7
by this amount	0.51	0.48	0.75
How many people went down	70	62	8
by this amount	-0.43	-0.43	-0.43
League average before bowling	192.97	191.40	205.71
League average after bowling	193.00	191.42	205.84
Change in league average	0.03	0.02	0.12
800s	--	--	--
775s	--	--	--
750s	2	2	--
725s	3	2	1
700s	3	2	1
675s	10	10	--
650s	16	13	3
625s	11	7	4
600s	16	13	3
575s	16	16	--
550s	16	15	1
525s	10	10	--
500s	12	10	2
475s	9	9	--
450s	5	5	--
425s	4	4	--
400s	--	--	--
below 400	4	4	--
300s	--	--	--
275s	5	4	1
250s	24	22	2
225s	53	40	13
200s	93	81	12
175s	117	108	9
150s	83	76	7
125s	28	27	1
100s	7	7	--
below 100	1	1	--

**Team Average vs Ave of Scores**



**Average of Scores for Each Game**



**Amount Over/Under Team Average**

