

8 Is Enough
8 Games of 8 Pin No Tap
April 17 - May 16
1st Place \$888

Tuesday Ladies

Tuesday 6:30 am

04/06/2010 Week 31 of 31

Lanes 13 - 18

Stardust Bowl

Thank you for bowling with us! We hope to see you next season!

President: Mary Ritter is on Lane 18

Secretary/Treasurer: Elaine Butynski is on Lane 18



Send us a Friend Request on www.Facebook.com/StardustBowl3

League Standing Sheets are on www.BowlStardust.com Sign up for Email Alerts
~Join our Email List! Get League updates, Open Bowl Specials & Coupons!
~Summer Leagues Forming! White Sox vs Cubs Leagues plus many more!!
===== U P C O M I N G T O U R N A M E N T S =====
~King of the Hill Friday's @ 10:40pm March 26 - May 7
~8 is Enough Tournament ~8 Games of 8 Pin No Tap~ April 17th thru May 16th
~40 Frame Game Tournament: ALL Summer May 15 - August 15 Any Day, Any Time
~Are you on www.BowlStardust.com? Bowler of the Year Tournament May 14 & 21
~Post-Tribune Tournament: Women's Sat. May 22, Men's Sun. May 23 both start @ 12pm, sign up 11am at Stardust Bowl II. Qualifiers posted @ post-trib.com



House Jackpots - Enter by the 3rd Frame

~Strike Lotto \$2.00 Entry @ the Front Desk 180 & Under 181 & Over Divisions



Team Standings

Place	Lane	#	Team Name	Points Won	Points Lost	%Won	Scratch Pins	Pins + HDCP	High Game	HDCP Game	High Sers	HDCP Sers	Year-To-Date WON	Y-T-D LOST	Y-T-D % WON
1	18	5	MUNSTER DONUT	136	81	62.7	52362	69132	658	838	1793	2349	136	81	62.7
2	15	3	FOR JEN AND KRIS	124	93	57.1	54232	68884	725	891	1958	2411	124	93	57.1
3	13	1	#1	123	94	56.7	45725	68144	581	826	1602	2346	123	94	56.7
4	14	6	Sexy Sixers	117	100	53.9	54658	68728	678	830	1868	2337	117	100	53.9
5	17	4	Team #4	117	100	53.9	53730	68400	693	857	1952	2444	117	100	53.9
6	16	2	BYE	34	183		0	0	0	0	0	0	34	183	15.7

Review of Last Week's Bowling....

Lanes	Team Name	HDCP -1-	HDCP -2-	HDCP -3-	HDCP Total	Last Wk WON	Team Name	HDCP -1-	HDCP -2-	HDCP -3-	HDCP Total	Last Wk WON
13-14	MUNSTER DONUT	789	718	731	2238	3	FOR JEN AND KRIS	745	783	731	2259	4
15-16	#1	751	793	706	2250	5	Sexy Sixers	734	732	732	2198	2
17-18	Team #4	716	743	767	2226	7	BYE	0	0	0	0	0

Thanks for bowling! We hope you had a good time. See you next season!

Individual High Averages

167.15	Karen Summers	158.50	Dolly Cada	155.99	Deena Furman	153.68	Jerie Chromchik	152.85	Mary Sieracki
150.80	Sue Stubblefield	150.57	Patti Courson	149.82	Virginia Witham	147.90	Mary Ritter	145.85	JoEllen Aleksandr

Season High Scores

Team Scratch Game		Team Scratch Series		Team Handicap Game		Team Handicap Series	
725	FOR JEN AND KRIS	1958	FOR JEN AND KRIS	891	FOR JEN AND KRIS	2444	Team #4
693	Team #4	1952	Team #4	857	Team #4	2411	FOR JEN AND K
678	Sexy Sixers	1868	Sexy Sixers	838	MUNSTER DONUT	2349	MUNSTER DON
Bowlers must have completed a minimum of 62 games to be eligible for any league award.							
Scratch Game		Scratch Series		Handicap Game		Handicap Series	
245	Karen Summers	596	Karen Summers	281	Kathy Ossanna	679	Kathy Ossanna
235	Mary Sieracki	562	Patti Courson	276	Mary Sieracki	679	Patti Courson
223	Virginia Witham	557	Dolly Cada	265	Mary Ritter	660	Mary Ritter
221	Kathy Ossanna	555	Virginia Witham	263	Karen Summers	658	Karen Summers
221	Mary Ritter	549	Deena Furman	249	Janis Frailey	656	Dolly Cada
				249	Kathi Hernandez		

Most Improved Average

130 to 140.35 = +10.35 Kathi Hernandez 136 to 145.85 = +9.85 JoEllen Aleksandr 132 to 141.55 = +9.55 Christi Kordeck

Last Week's Top Scores

Team Scratch Game		Team Scratch Series		Team Handicap Game		Team Handicap Series	
617	FOR JEN AND KRIS	1761	FOR JEN AND KRIS	793	#1	2259	FOR JEN AND K
614	MUNSTER DONUT	1743	Team #4	789	MUNSTER DONUT	2250	#1
606	Team #4	1742	Sexy Sixers	783	FOR JEN AND KRIS	2238	MUNSTER DON

Last Week's Top Scores - Continued

Scratch Game		Scratch Series		Handicap Game		Handicap Series	
213	Deena Furman	521	Deena Furman	244	Deena Furman	614	Deena Furman
185	Karen Summers	515	Dolly Cada	224	Marlene Veldkamp	608	Mary Sieracki
181	Mary Sieracki	514	Karen Summers	215	Lynsey Martin	603	Marlene Veldkamp
178	Marlene Veldkamp	506	Mary Sieracki	215	Mary Sieracki	599	Dolly Cada
173	Dolly Cada	465	Marlene Veldkamp	214	Kathi Hernandez	595	Lynsey Martin

Weekly Game Over Average

Game - Ave = Difference

213 - 155 = 58	Deena Furman
178 - 138 = 40	Marlene Veldkamp
132 - 97 = 35	Lynsey Martin

Weekly Series over Average

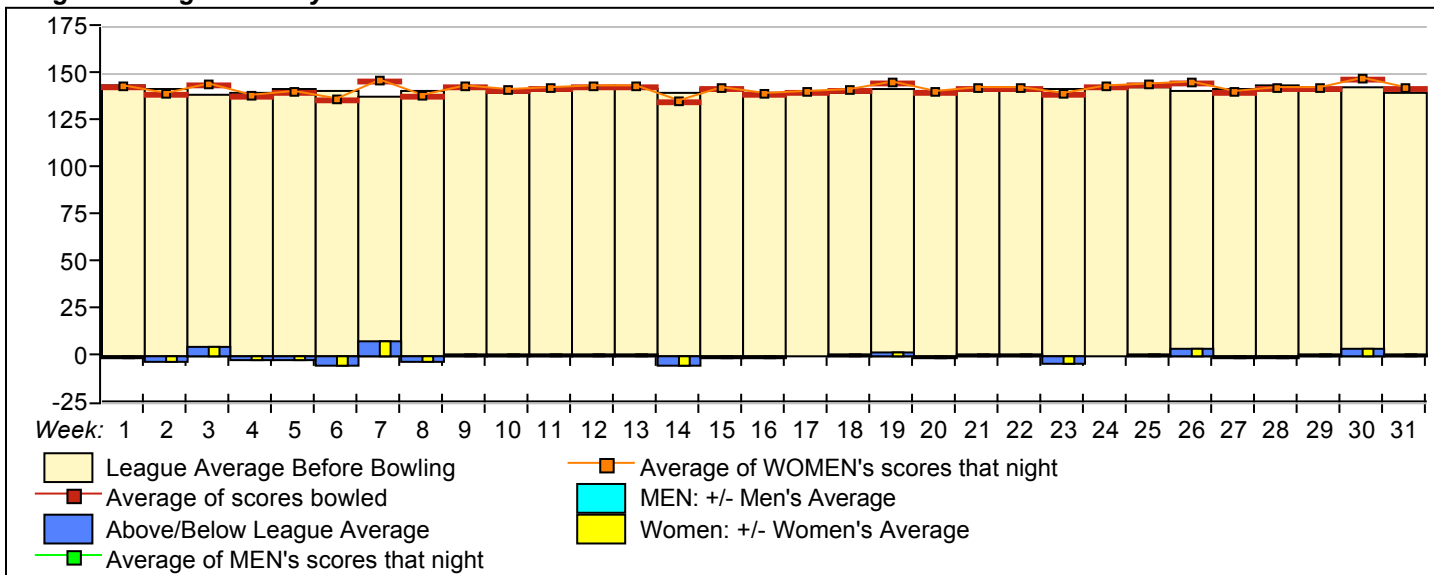
Series - Ave = Difference

521 - 465 = 56	Deena Furman
346 - 291 = 55	Lynsey Martin
465 - 414 = 51	Marlene Veldkamp

Team Rosters

Name	True Average	HDCP	High	HDCP	High	HDCP	To Raise	To Drop	Most Improved										
									250's	700's									
1 - #1 Lane 13 HDCP=237 Ave=494																			
Janis Frailey	118.94	64	8207	69	128	135	106	369	561	179	249	417	627	361	288	--	--	116	+2.94
Michelle Walczak	111.33	71	9686	87	106	126	75	307	520	169	234	416	632	394	303	--	--	109	+2.33
Lynsey Martin	98.09	82	8534	87	132	112	102	346	595	141	226	370	625	376	285	--	--	91	+7.09
Karen Summers	167.15	20	15545	93	147	182	185	514	574	245	263	596	658	583	486	--	--	174	-6.85
2 - BYE Lane 16 HDCP=0 Ave=0																			
3 - FOR JEN AND KRIS Lane 15 HDCP=152 Ave=590																			
Patti Courson	150.57	36	13551	90	144	172	132	448	556	203	242	562	679	492	398	--	--	154	-3.43
Rose Ceperich	148.71	37	7138	48				0	0	201	237	514	622	461	409	--	--	157	-8.29
Mary Sieracki	152.85	34	13298	87	158	167	181	506	608	235	276	532	634	472	381	--	--	153	-0.15
Kathi Hernandez	140.35	45	13053	93	127	169	131	427	562	204	249	499	634	483	386	--	--	130	+10.35
Cathy Soczyk	132.67	52	6766	51	150	109	121	380	533	191	243	459	617	416	361	--	--	133	-0.33
4 - Team #4 Lane 17 HDCP=162 Ave=578																			
Sue Stubblefield	150.80	36	13572	90	129	140	153	422	527	197	229	514	613	471	377	--	--	152	-1.20
Kathy Ossanna	124.67	59	9350	75	138	136	126	400	577	221	281	490	679	400	321	--	--	124	+0.67
Virginia Witham	149.82	36	13034	87	158	128	114	400	508	223	227	555	631	466	375	--	--	151	-1.18
Deena Furman	155.99	31	14039	90	130	178	213	521	614	213	247	549	651	469	375	--	--	154	+1.99
Dawn Hecimovich	145.00	40	435	3				0	0	153	193	435	555	441	434	--	--		
5 - MUNSTER DONUT Lane 18 HDCP=175 Ave=563																			
Patti Sopata	132.07	52	10698	81	135	130	157	422	581	173	226	458	620	474	389	--	--	137	-4.93
JoEllen Aleksandrovich	145.85	40	11522	79	132	150	136	418	535	201	246	510	627	450	367	--	--	136	+9.85
Marlene Veldkamp	139.30	45	12537	90	178	127	160	465	603	193	243	472	613	483	389	--	--	140	-0.70
Mary Ritter	147.90	38	12424	84	169	136	103	408	519	221	265	528	660	452	364	--	--	144	+3.90
Elaine Butynski	143.73	42	2156	15				0	0	224	269	495	630	436	417	--	--	149	-5.27
6 - Sexy Sixers Lane 14 HDCP=153 Ave=588																			
Christi Kordeck	141.55	44	11890	84	148	134	147	429	561	196	240	474	607	464	376	--	--	132	+9.55
Carolyn Grabowski	136.63	48	11477	84	106	130	128	364	505	195	242	484	625	442	354	--	--	133	+3.63
Dolly Cada	158.50	28	14265	90	172	173	170	515	599	201	233	557	656	522	428	--	--	161	-2.50
Jerie Chromchik	153.68	33	13831	90	156	143	135	434	533	198	233	537	633	491	397	--	--	153	+0.68

League Average Week-by-Week



**** Last Week's High Scores for Immediate Release ****

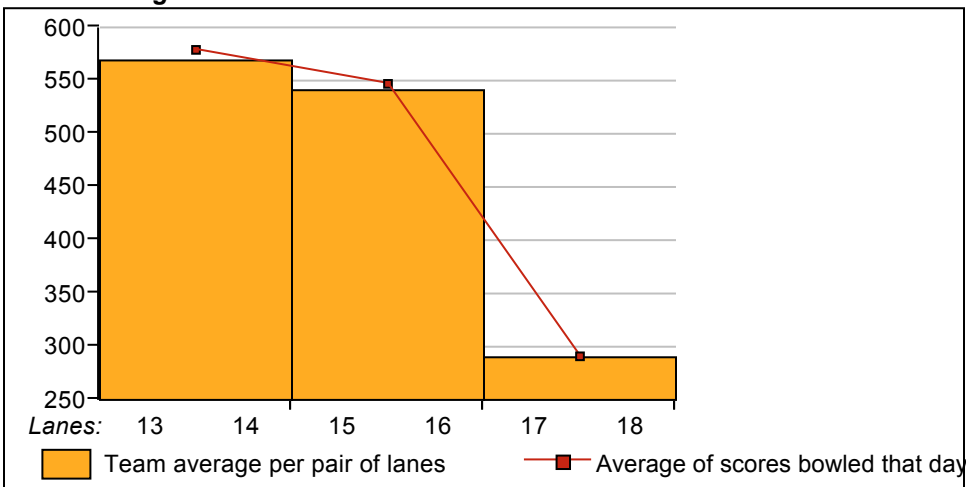
<u>Scratch Game</u>	<u>Scratch Game</u>	<u>Scratch Series</u>	<u>Scratch Series</u>
213 Deena Furman	169 Mary Ritter	521 Deena Furman	422 Patti Sopata
185 Karen Summers	169 Kathi Hernandez	515 Dolly Cada	418 JoEllen Aleksandrovich
182 Karen Summers	167 Mary Sieracki	514 Karen Summers	408 Mary Ritter
181 Mary Sieracki	160 Marlene Veldkamp	506 Mary Sieracki	400 Kathy Ossanna
178 Deena Furman	158 Virginia Witham	465 Marlene Veldkamp	400 Virginia Witham
178 Marlene Veldkamp	158 Mary Sieracki	448 Patti Courson	380 Cathy Soczyk
173 Dolly Cada	157 Patti Sopata	434 Jerie Chromchik	369 Janis Frailey
172 Dolly Cada	156 Jerie Chromchik	429 Christi Kordeck	364 Carolyn Grabowski
172 Patti Courson	153 Sue Stubblefield	427 Kathi Hernandez	346 Lynsey Martin
170 Dolly Cada	150 JoEllen Aleksandrovich	422 Sue Stubblefield	307 Michelle Walczak

STARDUST BOWL III

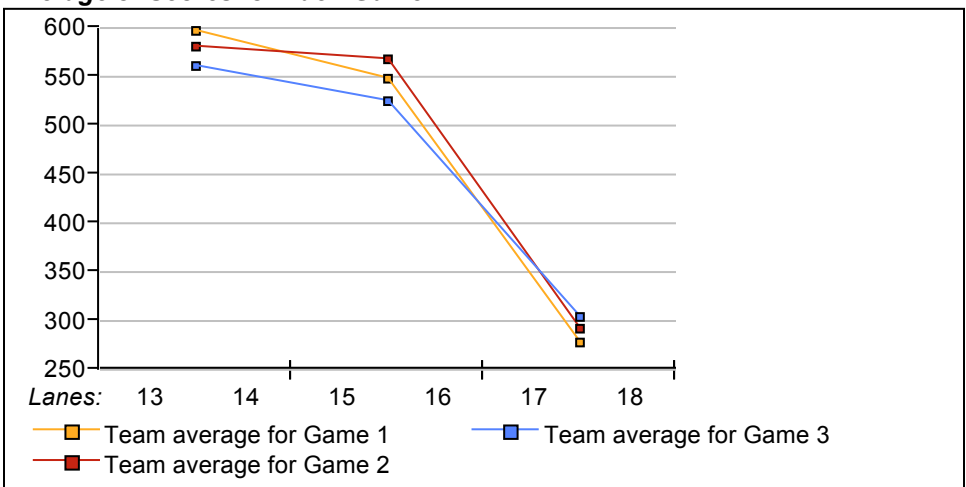
This Week's Statistics: Lefties vs Righties*Unless designated left handed, bowlers are considered right handed.*

	<u>Over All</u>	<u>Right</u>	<u>Left</u>
How many people bowled	20	19	1
Number of games bowled	60	57	3
Actual average of week's scores	141.58	141.63	140.67
How many games above average	33	32	1
How many games below average	27	25	2
Pins above/below average per game	1.58	2.21	-10.33
How many people raised average	11	11	--
by this amount	0.36	0.36	0.00
How many people went down	9	8	1
by this amount	-0.36	-0.36	-0.35
League average before bowling	140.40	139.84	151.15
League average after bowling	140.44	139.89	150.80
Change in league average	0.03	0.05	-0.35
800s	--	--	--
775s	--	--	--
750s	--	--	--
725s	--	--	--
700s	--	--	--
675s	--	--	--
650s	--	--	--
625s	--	--	--
600s	--	--	--
575s	--	--	--
550s	--	--	--
525s	--	--	--
500s	4	4	--
475s	--	--	--
450s	1	1	--
425s	4	4	--
400s	6	5	1
below 400	5	5	--
300s	--	--	--
275s	--	--	--
250s	--	--	--
225s	--	--	--
200s	1	1	--
175s	5	5	--
150s	15	14	1
125s	29	27	2
100s	9	9	--
below 100	1	1	--

Team Average vs Ave of Scores



Average of Scores for Each Game



Amount Over/Under Team Average

