

Thank you for bowling with us! We hope to see you next season!

Secretary/Treasurer: Shaun Ciesielski



Send us a Friend Request on www.Facebook.com/StardustBowl3

League Standing Sheets are on www.BowlStardust.com Sign up for Email Alerts
~Join our Email List! Get League updates, Open Bowl Specials & Coupons!

===== U P C O M I N G T O U R N A M E N T S =====

~King of the Hill Wednesday's @ 7:00pm May 19 - Aug 18
~40 Frame Game Tournament: ALL Summer May 15 - August 15 Any Day, Any Time
~Join a fall league & qualify for the Bowler of the Year Tournament in May



House Jackpots - Enter by the 3rd Frame

~Strike Lotto \$2.00 Entry @ the Front Desk 180 & Under 181 & Over Divisions
~High Roller Jackpot. You Bowl It, You Win a % of the Jackpot!
270-279 = 10% 280-289 = 15% 290-299 = 25% ~300~ = 50%
~\$5.00 Brackets at the Front Desk, Scratch & Handicap Brackets



Team Standings

Place	Lane	#	Team Name	Points Won	Points Lost	%Won	Team Ave	HDCP	Scratch Pins	Pins + HDCP	High Game	HDCP Game	High Sers	HDCP Sers	Games Won
1	23	1	Team 1	74	24	75.5	560	215	23454	33225	705	931	1825	2552	32
2	19	5	Team 5	60	38	61.2	536	235	22680	33012	639	884	1765	2494	26
3	21	4	Team 4	57	41	58.2	609	170	25721	32849	702	873	1911	2430	24
4	24	3	Oily Balls	47	51	48.0	566	209	23813	32540	675	880	1818	2445	20
5	20	2	Mostly Harmless	45	53	45.9	610	169	25713	32613	728	898	1938	2433	19
6	22	6	Beat Team Avg. Minus	2	96	2.0	480	288	1440	2304	480	768	1440	2304	1

Review of Last Week's Bowling.....

Lanes	Team Name	HDCP -1-	HDCP -2-	HDCP -3-	HDCP Total	Last Wk WON	Team Name	HDCP -1-	HDCP -2-	HDCP -3-	HDCP Total	Last Wk WON
19-20	Oily Balls	743	803	758	2304	7	<---> Beat Team Avg. Min	0	0	0	0	0
21-22	Team 1	885	770	821	2476	7	<---> Team 4	732	733	794	2259	0
23-24	Team 5	831	750	846	2427	7	<---> Mostly Harmless	715	718	761	2194	0

Thanks for bowling! We hope you had a good time. See you next season!

Individual High Averages

Men	Women
193.40 Shaun Ray	184.26 Kelli Marx
168.76 Peter Marx	172.88 Karen Summers
153.62 Ryan Yukich	152.62 Courtney Hauser
151.00 Jim Brink	137.40 Heidi McKesson
149.17 Brandon Hunter	133.50 Brenda McKesson
146.07 Dan Santangelo	127.52 Patricia Marx
145.86 Dan Jones	123.50 Janis Frailey
136.62 Dan Alexander	117.19 Sheree McKesson
136.33 Mario Dongu	113.59 Michelle Walczak
130.57 Matt O'Leary	

Season High Scores

Team Scratch Game	Team Scratch Series	Team Handicap Game	Team Handicap Series
728 Mostly Harmless	1938 Mostly Harmless	931 Team 1	2552 Team 1
705 Team 1	1911 Team 4	898 Mostly Harmless	2494 Team 5
702 Team 4	1825 Team 1	884 Team 5	2445 Oily Balls

Bowlers must have completed a minimum of 28 games to be eligible for any league award.

Men	Scratch Game	Scratch Series	Handicap Game	Handicap Series
257	Shaun Ray	698 Shaun Ray	265 Dan Santangelo	722 Peter Marx
234	Peter Marx	632 Peter Marx	264 Peter Marx	711 Dan Santangelo
213	Ryan Yukich	552 Dan Santangelo	258 Shaun Ray	698 Shaun Ray
212	Dan Santangelo	514 Brandon Hunter	258 Matt O'Leary	683 Matt O'Leary
201	Brandon Hunter	511 Ryan Yukich	252 Ryan Yukich	664 Brandon Hunter

Season High Scores - Continued

Women	288 Kelli Marx	645 Karen Summers	288 Kelli Marx	753 Karen Summers
	244 Karen Summers	640 Kelli Marx	280 Karen Summers	734 Courtney Hauser
	210 Courtney Hauser	545 Courtney Hauser	273 Courtney Hauser	695 Janis Frailey
	194 Brenda McKesson	477 Brenda McKesson	264 Janis Frailey	664 Heidi McKesson
	184 Heidi McKesson	471 Heidi McKesson	254 Brenda McKesson	661 Kelli Marx

Most Improved Average

Men	160 to 168.76 = +8.76 Peter Marx	126 to 130.57 = +4.57 Matt O'Leary	142 to 146.07 = +4.07 Dan Santangelo
Women	158 to 172.88 = +14.88 Karen Summers	129 to 137.40 = +8.40 Heidi McKesson	110 to 117.19 = +7.19 Sheree McKesso

Most Un-Improved Averages

Men	197 to 193.40 = -3.60 Shaun Ray	154 to 151.00 = -3.00 Jim Brink	156 to 153.62 = -2.38 Ryan Yukich
Women	190 to 184.26 = -5.74 Kelli Marx	117 to 113.59 = -3.41 Michelle Walczak	156 to 152.62 = -3.38 Courtney Hauser

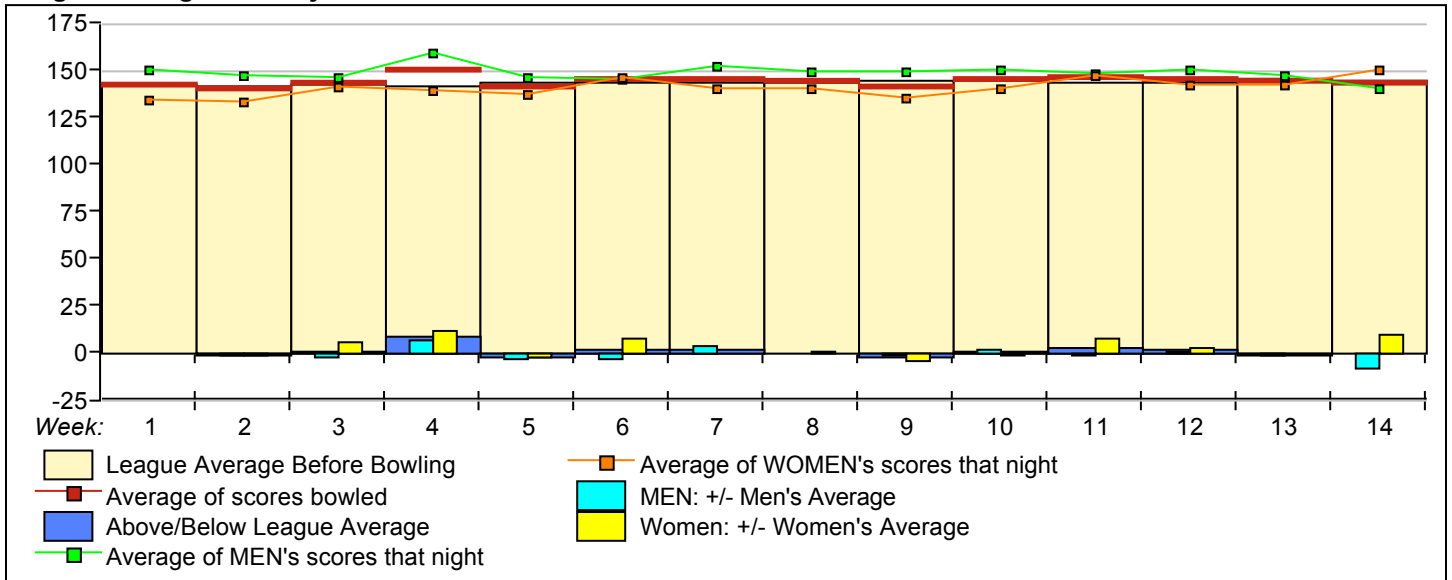
Last Week's Top Scores

	<u>Team Scratch Game</u>	<u>Team Scratch Series</u>	<u>Team Handicap Game</u>	<u>Team Handicap Series</u>
	668 Team 1	1825 Team 1	885 Team 1	2476 Team 1
	625 Team 4	1752 Team 4	846 Team 5	2427 Team 5
	608 Team 5	1713 Team 5	803 Oily Balls	2304 Oily Balls
	<u>Scratch Game</u>	<u>Scratch Series</u>	<u>Handicap Game</u>	<u>Handicap Series</u>
Men	200 Jim Brink	517 Shaun Ray	245 Jim Brink	627 Jim Brink
	189 Shaun Ray	492 Jim Brink	235 Myles Weber	619 Dan Santangelo
	182 Dan Jones	472 Dan Santangelo	231 Dan Jones	590 Dan Jones
	172 Dan Santangelo	448 Peter Marx	221 Dan Santangelo	574 Myles Weber
	163 Peter Marx	443 Dan Jones	215 Matt O'Leary	565 Matt O'Leary
Women	214 Karen Summers	567 Karen Summers	249 Michelle Walczak	645 Karen Summers
	183 Kelli Marx	532 Kelli Marx	240 Karen Summers	645 Sheree McKesson
	180 Courtney Hauser	477 Courtney Hauser	234 Heidi McKesson	633 Michelle Walczak
	177 Heidi McKesson	456 Heidi McKesson	234 Brenda McKesson	627 Heidi McKesson
	174 Brenda McKesson	417 Sheree McKesson	229 Sheree McKesson	606 Courtney Hauser

Team Rosters

Name	True Average	HDCP	Pins	Gms	-1-	-2-	-3-	Total	HDCP Total	High Game	HDCP High Game	High Sers	HDCP Sers	To Raise Avg +1	To Drop Avg -1	200's	400's
1 - Team 1 Lane 23 HDCP=215 Ave=560																	
Karen L. Summers	172.88	25	7261	42	214	166	187	567	645	244	280	645	753	524	478	9	14
Michelle Walczak	113.59	78	4430	39	170	117	109	396	633	170	249	396	633	358	315	--	--
Janis L. Frailey	123.50	69	4446	36	113	144	128	385	592	177	264	434	695	390	350	--	3
Courtney L. Hauser	152.62	43	5952	39	171	126	180	477	606	210	273	545	734	474	431	3	11
2 - Mostly Harmless Lane 20 HDCP=169 Ave=610																	
Dan Alexander	136.62	57	5738	42	118	138	137	393	561	195	250	483	645	427	381	--	8
Mario Dongu	136.33	57	5726	42	95	106	145	346	514	177	236	466	637	439	393	--	9
Dan E. Jones	145.86	49	6126	42	182	136	125	443	590	187	237	498	656	444	398	--	11
Shaun M. Ray	193.40	6	8123	42	155	173	189	517	529	257	258	698	698	607	561	15	14
3 - Oily Balls Lane 24 HDCP=209 Ave=566																	
Jim Brink	151.00	44	6342	42	160	132	200	492	627	200	245	492	627	498	452	1	14
Ryan Yukich	153.62	42	6452	42	116	131	120	367	484	213	252	511	643	478	432	1	13
Myles Weber	116.29	75	4884	42	100	160	89	349	574	163	236	421	640	381	335	--	3
Dan Santangelo	146.07	48	6135	42	159	172	141	472	619	212	265	552	711	480	434	1	11
4 - Team 4 Lane 21 HDCP=170 Ave=609																	
Peter Marx	168.76	28	7088	42	163	130	155	448	529	234	264	632	722	517	471	5	14
Patricia Marx	127.52	65	5356	42	110	151	135	396	591	177	246	428	635	404	358	--	4
Kelli Marx	184.26	14	7186	39	181	168	183	532	574	288	288	640	661	584	541	10	13
Matt O'Leary	130.57	63	5484	42	109	115	152	376	565	193	258	488	683	411	365	--	5
Karl Marx	202.33	0	607	3				0	0	267	267	607	607	611	604	2	1
5 - Team 5 Lane 19 HDCP=235 Ave=536																	
Sheree McKesson	117.19	74	4922	42	129	135	153	417	645	157	236	417	652	388	342	--	2
Heidi McKesson	137.40	56	5771	42	146	133	177	456	627	184	243	471	664	439	393	--	8
Brenda McKesson	133.50	60	5607	42	174	113	129	416	596	194	254	477	657	423	377	--	6
Brandon Hunter	149.17	45	5370	36	144	131	149	424	559	201	250	514	664	480	440	2	11
Duane McKesson	168.33	28	1010	6				0	0	195	234	542	659	511	501	--	2
6 - Beat Team Avg. Minus 40 Lane 22 HDCP=288 Ave=480																	
VACANT	72	0	0	0	v120	v120	v120	360	576	0		0				--	--
VACANT	72	0	0	0	v120	v120	v120	360	576	0		0				--	--
VACANT	72	0	0	0	v120	v120	v120	360	576	0		0				--	--
VACANT	72	0	0	0	v120	v120	v120	360	576	0		0				--	--

League Average Week-by-Week



STARDUST BOWL III

****Last Week's High Scores for Immediate Release ****

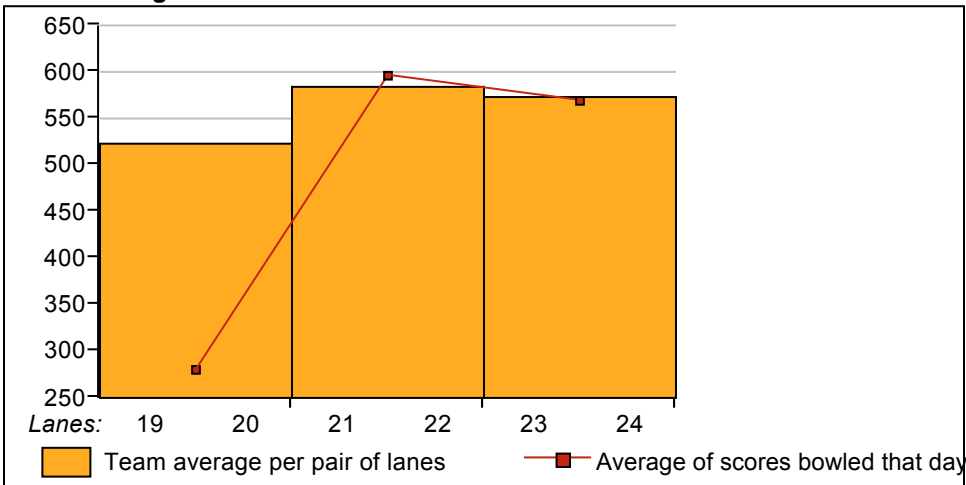
	<u>Scratch Game</u>	<u>Scratch Game</u>	<u>Scratch Series</u>	<u>Scratch Series</u>
Men	200 Jim Brink	155 Peter Marx	517 Shaun Ray	346 Mario Dongu
	189 Shaun Ray	152 Matt O'Leary	492 Jim Brink	
	182 Dan Jones	149 Brandon Hunter	472 Dan Santangelo	
	173 Shaun Ray	145 Mario Dongu	448 Peter Marx	
	172 Dan Santangelo	144 Brandon Hunter	443 Dan Jones	
	163 Peter Marx	141 Dan Santangelo	424 Brandon Hunter	
	160 Jim Brink	138 Dan Alexander	393 Dan Alexander	
	160 Myles Weber	137 Dan Alexander	376 Matt O'Leary	
	159 Dan Santangelo	136 Dan Jones	367 Ryan Yukich	
	155 Shaun Ray	132 Jim Brink	349 Myles Weber	
Women	214 Karen Summers	166 Karen Summers	567 Karen Summers	
	187 Karen Summers	153 Sheree McKesson	532 Kelli Marx	
	183 Kelli Marx	151 Patricia Marx	477 Courtney Hauser	
	181 Kelli Marx	146 Heidi McKesson	456 Heidi McKesson	
	180 Courtney Hauser	144 Janis Frailey	417 Sheree McKesson	
	177 Heidi McKesson	135 Patricia Marx	416 Brenda McKesson	
	174 Brenda McKesson	135 Sheree McKesson	396 Michelle Walczak	
	171 Courtney Hauser	133 Heidi McKesson	396 Patricia Marx	
	170 Michelle Walczak	129 Sheree McKesson	385 Janis Frailey	
	168 Kelli Marx	129 Brenda McKesson		

STARDUST BOWL III

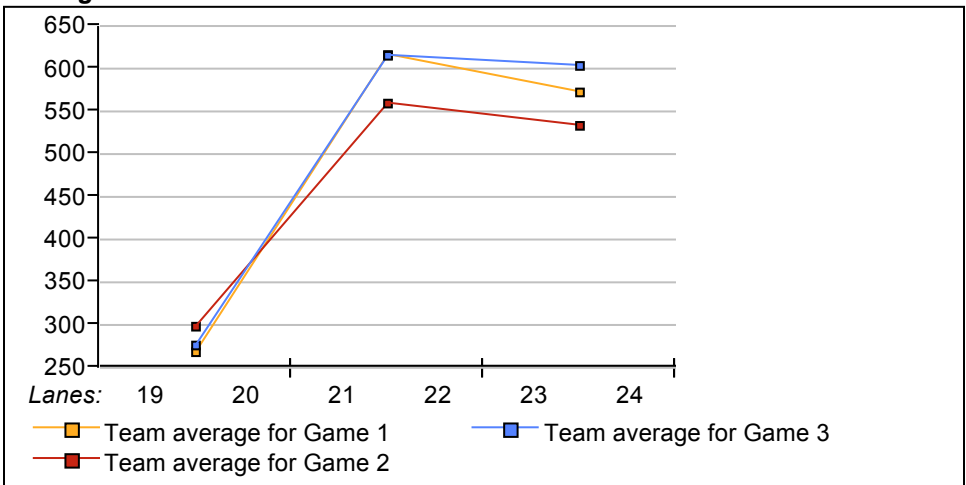
This Week's Statistics

	<u>Over All</u>	<u>Men</u>	<u>Women</u>
How many people bowled	20	11	9
Number of games bowled	60	33	27
Actual average of week's scores	144.48	140.21	149.70
How many games above average	25	9	16
How many games below average	33	22	11
Pins above/below average per game	0.33	-7.97	10.48
How many people raised average	12	4	8
by this amount	0.77	0.50	0.91
How many people went down	8	7	1
by this amount	-1.16	-1.24	-0.58
League average before bowling	144.51	148.58	139.53
League average after bowling	144.51	147.97	140.27
Change in league average	0.00	-0.61	0.75
800s	--	--	--
775s	--	--	--
750s	--	--	--
725s	--	--	--
700s	--	--	--
675s	--	--	--
650s	--	--	--
625s	--	--	--
600s	--	--	--
575s	--	--	--
550s	1	--	1
525s	1	--	1
500s	1	1	--
475s	2	1	1
450s	2	1	1
425s	2	2	--
400s	3	1	2
below 400	8	5	3
300s	--	--	--
275s	--	--	--
250s	--	--	--
225s	--	--	--
200s	2	1	1
175s	7	2	5
150s	16	9	7
125s	21	12	9
100s	12	7	5
below 100	2	2	--

Team Average vs Ave of Scores



Average of Scores for Each Game



Amount Over/Under Team Average

