

Secretary/Treasurer: Shaun Ciesielski



Send us a Friend Request on [www.Facebook.com/StardustBowl3](http://www.Facebook.com/StardustBowl3)

League Standing Sheets are on [www.BowlStardust.com](http://www.BowlStardust.com) Sign up for Email Alerts  
~Join our Email List! Get League updates, Open Bowl Specials & Coupons!

===== U P C O M I N G T O U R N A M E N T S =====

~King of the Hill Wednesday's @ 7:00pm May 19 - Aug 18  
~40 Frame Game Tournament: ALL Summer May 15 - August 15 Any Day, Any Time  
~Join a fall league & qualify for the Bowler of the Year Tournament in May



### House Jackpots - Enter by the 3rd Frame

~Strike Lotto \$2.00 Entry @ the Front Desk 180 & Under 181 & Over Divisions  
~High Roller Jackpot. You Bowl It, You Win a % of the Jackpot!  
270-279 = 10% 280-289 = 15% 290-299 = 25% ~300~ = 50%  
~\$5.00 Brackets at the Front Desk, Scratch & Handicap Brackets



### Team Standings

Place	Lane	#	Team Name	Points Won	Points Lost	%Won	Team Ave	HDCP	Scratch Pins	Pins + HDCP	High Game	HDCP Game	High Sers	HDCP Sers	Games Won
1	21	1	Team 1	67	24	73.6	558	217	21629	30749	705	931	1800	2552	29
2	22	4	Team 4	57	34	62.6	611	169	23969	30590	702	873	1911	2430	24
3	23	5	Team 5	53	38	58.2	533	238	20967	30585	639	884	1765	2494	23
4	24	2	Mostly Harmless	45	46	49.5	614	165	24014	30419	728	898	1938	2433	19
5	19	3	Oily Balls	40	51	44.0	567	208	22133	30236	675	880	1818	2445	17
6	20	6	Beat Team Avg. Minus	2	89	2.2	480	288	1440	2304	480	768	1440	2304	1

### Review of Last Week's Bowling.....

Lanes	Team Name	HDCP -1-	HDCP -2-	HDCP -3-	HDCP Total	Last Wk WON	Team Name	HDCP -1-	HDCP -2-	HDCP -3-	HDCP Total	Last Wk WON	
19-20	Beat Team Avg. Min	0	0	0	0	0	<--->	Team 1	782	760	780	2322	7
21-22	Oily Balls	805	778	837	2420	7	<--->	Mostly Harmless	699	693	741	2133	0
23-24	Team 4	806	788	805	2399	5	<--->	Team 5	838	748	739	2325	2

### Lane Assignments

19-20 21-22 23-24  
14 08/17 3-6 1-4 5-2 Position Round

### Individual High Averages

Men	Women
195.03 Shaun Ray	184.83 Kelli Marx
170.26 Peter Marx	171.64 Karen Summers
156.03 Ryan Yukich	152.08 Courtney Hauser
150.00 Jim Brink	136.28 Heidi McKesson
149.88 Brandon Hunter	133.10 Brenda McKesson
145.72 Dan Jones	127.18 Patricia Marx
145.21 Dan Santangelo	123.06 Janis Frailey
137.95 Mario Dongu	115.51 Sheree McKesson
137.05 Dan Alexander	112.06 Michelle Walczak
130.97 Matt O'Leary	

### Season High Scores

Team Scratch Game	Team Scratch Series	Team Handicap Game	Team Handicap Series
728 Mostly Harmless	1938 Mostly Harmless	931 Team 1	2552 Team 1
705 Team 1	1911 Team 4	898 Mostly Harmless	2494 Team 5
702 Team 4	1818 Oily Balls	884 Team 5	2445 Oily Balls
Scratch Game	Scratch Series	Handicap Game	Handicap Series
257 Shaun Ray	698 Shaun Ray	265 Dan Santangelo	722 Peter Marx
234 Peter Marx	632 Peter Marx	264 Peter Marx	711 Dan Santangelo
213 Ryan Yukich	552 Dan Santangelo	258 Shaun Ray	698 Shaun Ray
212 Dan Santangelo	514 Brandon Hunter	258 Matt O'Leary	683 Matt O'Leary
201 Brandon Hunter	511 Ryan Yukich	252 Ryan Yukich	664 Brandon Hunter

**Season High Scores - Continued**

<b>Women</b>	288 Kelli Marx	645 Karen Summers	288 Kelli Marx	753 Karen Summers
	244 Karen Summers	640 Kelli Marx	280 Karen Summers	734 Courtney Hauser
	210 Courtney Hauser	545 Courtney Hauser	273 Courtney Hauser	695 Janis Frailey
	194 Brenda McKesson	477 Brenda McKesson	264 Janis Frailey	664 Heidi McKesson
	184 Heidi McKesson	471 Heidi McKesson	254 Brenda McKesson	661 Kelli Marx

**Most Improved Average**

<b>Men</b>	160 to 170.26 =+10.26 Peter Marx	126 to 130.97 = +4.97 Matt O'Leary	142 to 145.21 = +3.21 Dan Santangelo
<b>Women</b>	58 to 171.64 =+13.64 Karen Summers	129 to 136.28 = +7.28 Heidi McKesson	110 to 115.51 = +5.51 Sheree McKesso

**Most Un-Improved Averages**

<b>Men</b>	154 to 150.00 = -4.00 Jim Brink	197 to 195.03 = -1.97 Shaun Ray	139 to 137.05 = -1.95 Dan Alexander
<b>Women</b>	90 to 184.83 = -5.17 Kelli Marx	117 to 112.06 = -4.94 Michelle Walczak	156 to 152.08 = -3.92 Courtney Hauser

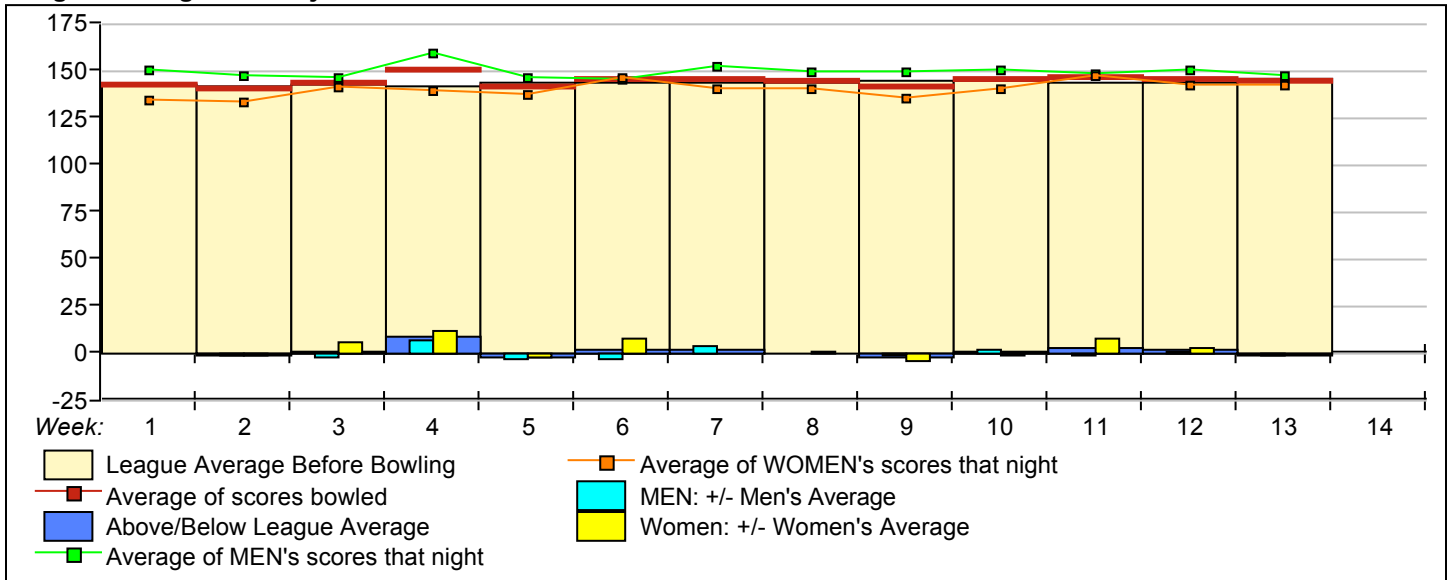
**Last Week's Top Scores**

	<u>Team Scratch Game</u>	<u>Team Scratch Series</u>	<u>Team Handicap Game</u>	<u>Team Handicap Series</u>
	636 Team 4	1889 Team 4	838 Team 5	2420 Oily Balls
	624 Oily Balls	1781 Oily Balls	837 Oily Balls	2399 Team 4
	599 Team 5	1671 Team 1	806 Team 4	2325 Team 5
	<u>Scratch Game</u>	<u>Scratch Series</u>	<u>Handicap Game</u>	<u>Handicap Series</u>
<b>Men</b>	234 Peter Marx	632 Peter Marx	265 Dan Santangelo	722 Peter Marx
	212 Dan Santangelo	552 Dan Santangelo	264 Peter Marx	711 Dan Santangelo
	199 Ryan Yukich	508 Shaun Ray	239 Ryan Yukich	637 Mario Dongu
	187 Shaun Ray	483 Ryan Yukich	229 Mario Dongu	603 Ryan Yukich
	172 Mario Dongu	466 Mario Dongu	215 Brandon Hunter	560 Matt O'Leary
<b>Women</b>	211 Karen Summers	592 Karen Summers	243 Heidi McKesson	673 Karen Summers
	201 Kelli Marx	530 Kelli Marx	238 Karen Summers	648 Heidi McKesson
	184 Heidi McKesson	471 Heidi McKesson	223 Sheree McKesson	614 Sheree McKesson
	147 Courtney Hauser	419 Courtney Hauser	214 Kelli Marx	569 Kelli Marx
	146 Sheree McKesson	383 Sheree McKesson	201 Michelle Walczak	558 Michelle Walczak
			201 Brenda McKesson	

**Team Rosters**

Name	True Average	HDCP	Pins	Gms	-1-	-2-	-3-	Total	HDCP Total	High Game	HDCP High Game	High Sers	HDCP Sers	To Raise Avg +1	To Drop Avg -1	200's	400's
<b>1 - Team 1</b> Lane 21 HDCP=217 Ave=558																	
Karen L. Summers	171.64	26	6694	39	211	200	181	592	673	244	280	645	753	530	487	8	13
Michelle Walczak	112.06	79	4034	36	104	95	122	321	558	160	232	380	604	373	333	--	--
Janis L. Frailey	123.06	69	4061	33	a113	a113	a113	339	546	177	264	434	695	403	366	--	3
Courtney L. Hauser	152.08	43	5475	36	137	135	147	419	545	210	273	545	734	492	452	3	10
<b>2 - Mostly Harmless</b> Lane 24 HDCP=165 Ave=614																	
Dan Alexander	137.05	56	5345	39	109	113	105	327	489	195	250	483	645	451	408	--	8
Mario Dongu	137.95	56	5380	39	172	135	159	466	637	177	236	466	637	416	373	--	9
Dan E. Jones	145.72	49	5683	39	121	99	135	355	493	187	237	498	656	449	406	--	10
Shaun M. Ray	195.03	4	7606	39	138	187	183	508	514	257	258	698	698	626	583	15	13
<b>3 - Oily Balls</b> Lane 19 HDCP=208 Ave=567																	
Jim Brink	150.00	45	5850	39	156	115	146	417	552	199	244	492	621	492	449	--	13
Ryan Yukich	156.03	39	6085	39	125	159	199	483	603	213	252	511	643	509	466	1	13
Myles Weber	116.28	75	4535	39	99	113	117	329	554	163	236	421	640	379	336	--	3
Dan Santangelo	145.21	49	5663	39	212	178	162	552	711	212	265	552	711	469	426	1	10
<b>4 - Team 4</b> Lane 22 HDCP=169 Ave=611																	
Peter Marx	170.26	27	6640	39	208	190	234	632	722	234	264	632	722	542	499	5	13
Patricia Marx	127.18	65	4960	39	120	121	112	353	548	177	246	428	635	416	373	--	4
Kelli Marx	184.83	14	6654	36	201	176	153	530	569	288	288	640	661	561	521	10	12
Matt O'Leary	130.97	63	5108	39	107	131	136	374	560	193	258	488	683	394	351	--	5
Karl Marx	202.33	0	607	3				0	0	267	267	607	607	611	604	2	1
<b>5 - Team 5</b> Lane 23 HDCP=238 Ave=533																	
Sheree McKesson	115.51	76	4505	39	102	135	146	383	614	157	236	415	652	367	324	--	1
Heidi McKesson	136.28	57	5315	39	184	147	140	471	648	184	243	471	664	439	396	--	7
Brenda McKesson	133.10	60	5191	39	143	92	96	331	505	194	254	477	657	437	394	--	5
Brandon Hunter	149.88	45	4946	33	170	135	118	423	558	201	250	514	664	454	417	2	10
Duane McKesson	168.33	28	1010	6				0	0	195	234	542	659	511	501	--	2
<b>6 - Beat Team Avg. Minus 40</b> Lane 20 HDCP=288 Ave=480																	
VACANT	72	0	0	0	v120	v120	v120	360	576	0		0				--	--
VACANT	72	0	0	0	v120	v120	v120	360	576	0		0				--	--
VACANT	72	0	0	0	v120	v120	v120	360	576	0		0				--	--
VACANT	72	0	0	0	v120	v120	v120	360	576	0		0				--	--

League Average Week-by-Week



STARDUST BOWL III

**\*\*Last Week's High Scores for Immediate Release \*\***

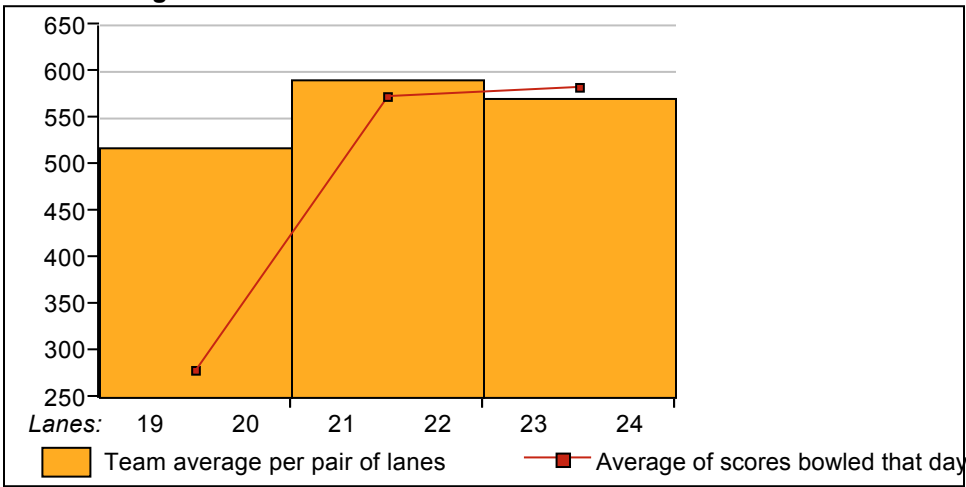
	<u>Scratch Game</u>	<u>Scratch Game</u>	<u>Scratch Series</u>	<u>Scratch Series</u>
<b>Men</b>	234 Peter Marx	162 Dan Santangelo	632 Peter Marx	327 Dan Alexander
	212 Dan Santangelo	159 Mario Dongu	552 Dan Santangelo	
	208 Peter Marx	159 Ryan Yukich	508 Shaun Ray	
	199 Ryan Yukich	156 Jim Brink	483 Ryan Yukich	
	190 Peter Marx	146 Jim Brink	466 Mario Dongu	
	187 Shaun Ray	138 Shaun Ray	423 Brandon Hunter	
	183 Shaun Ray	136 Matt O'Leary	417 Jim Brink	
	178 Dan Santangelo	135 Dan Jones	374 Matt O'Leary	
	172 Mario Dongu	135 Mario Dongu	355 Dan Jones	
	170 Brandon Hunter	135 Brandon Hunter	329 Myles Weber	
<b>Women</b>	211 Karen Summers	143 Brenda McKesson	592 Karen Summers	
	201 Kelli Marx	140 Heidi McKesson	530 Kelli Marx	
	200 Karen Summers	137 Courtney Hauser	471 Heidi McKesson	
	184 Heidi McKesson	135 Sheree McKesson	419 Courtney Hauser	
	181 Karen Summers	135 Courtney Hauser	383 Sheree McKesson	
	176 Kelli Marx	122 Michelle Walczak	353 Patricia Marx	
	153 Kelli Marx	121 Patricia Marx	331 Brenda McKesson	
	147 Heidi McKesson	120 Patricia Marx	321 Michelle Walczak	
	147 Courtney Hauser	112 Patricia Marx		
	146 Sheree McKesson	104 Michelle Walczak		

# STARDUST BOWL III

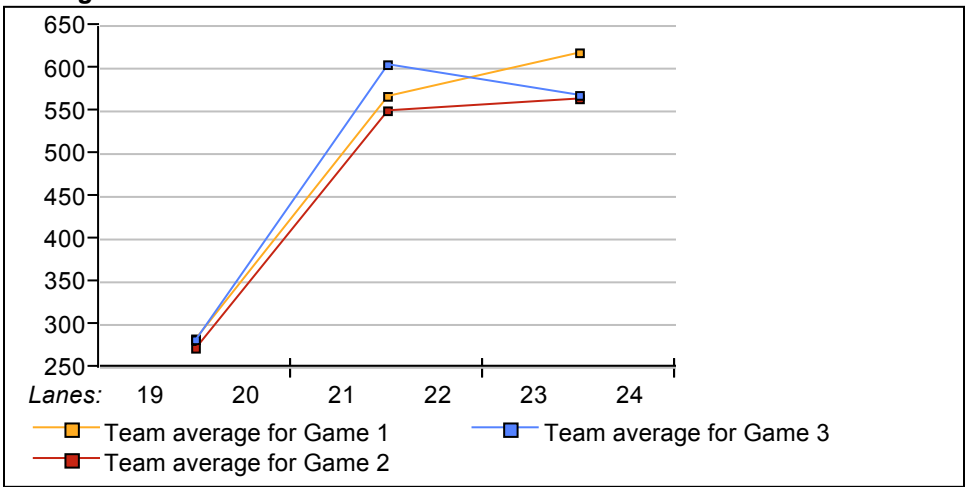
*This Week's Statistics*

	<u>Over All</u>	<u>Men</u>	<u>Women</u>
How many people bowled	19	11	8
Number of games bowled	57	33	24
Actual average of week's scores	145.02	147.45	141.67
How many games above average	25	14	11
How many games below average	31	18	13
Pins above/below average per game	-0.14	-0.64	0.54
How many people raised average	7	4	3
by this amount	1.91	2.12	1.63
How many people went down	12	7	5
by this amount	-1.22	-1.38	-1.00
League average before bowling	145.70	148.69	141.60
League average after bowling	145.63	148.58	141.59
Change in league average	-0.07	-0.11	-0.02
800s	--	--	--
775s	--	--	--
750s	--	--	--
725s	--	--	--
700s	--	--	--
675s	--	--	--
650s	--	--	--
625s	1	1	--
600s	--	--	--
575s	1	--	1
550s	1	1	--
525s	1	--	1
500s	1	1	--
475s	1	1	--
450s	2	1	1
425s	--	--	--
400s	3	2	1
below 400	8	4	4
300s	--	--	--
275s	--	--	--
250s	--	--	--
225s	1	1	--
200s	5	2	3
175s	8	5	3
150s	7	6	1
125s	16	8	8
100s	15	9	6
below 100	5	2	3

**Team Average vs Ave of Scores**



**Average of Scores for Each Game**



**Amount Over/Under Team Average**

