



Stardust Bowl III League
Bowler of the Year Tournament
 Qualifying Round May 13 @ 7pm
 Championship May 20 @ 7pm

Thursday Nite Stars

Thursday 6:30 pm

04/14/2011 Week 33 of 33

Lanes 13 - 28

Stardust Bowl

President: Rene Sterbenc is on Lane 25 Vice President: Marilyn Worries is on Lane 17
 Secretary/Treasurer: Jackie Graan is on Lane 23

Important Announcements

League Standing Sheets are on www.BowlStardust.com Sign up for Email Alerts
 ~Join our Email List! Get League updates, Open Bowl Specials & Coupons!

===== U P C O M I N G T O U R N A M E N T S =====

~King of the Hill Spring Mini-Series March 25 - May 6 Friday's 10:40pm

~Are you on www.BowlStardust.com? Bowler of the Year Tournament May 13 & 20

~40 Frame Game Tournament ALL Summer Any Day, Any Time May 14 - Aug. 14

===== S U M M E R L E A G U E S F O R M I N G =====

Money Doubles ~ Sox vs Cubs ~ Tools to Bowl ~ Youth/Adult ~ Thurs Stars ~

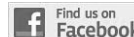
~King of the Hill Summer Series May 27 - August 19 Friday's 8:30pm



Find us on Facebook

House Jackpots - Enter by the 3rd Frame

~Strike Lotto \$2.00 Entry @Front Desk. Divisions:159 & Under, 160-199, 200+



Find us on Facebook

Lane Assignments

33 04/14 13-14 15-16 17-18 19-20 21-22 23-24 25-26 27-28
 7-8 9-10 11-12 13-14 15-16 1-3 2-4 5-6 *Manually assigned*

Team Standings

*** No scores have been entered for this week. All teams may show forfeits until the scores have been entered.

*** Reprinting this standing sheet after scores are entered will correct the team points and standings.

Place	Lane #	Team Name	Points		%Won	Scratch Pins	Pins + HDCP	Team High	Ave Game	HDCP Game	High Sers	HDCP Sers	Year-To-Date WON	Y-T-D LOST
			Won	Lost										
1	24	3 Raging Hormones	87	39	69.0	82168	93908	854	977	1124	2743	3231	155	76
2	13	7 Mayday Blondes	82	44	65.1	79049	93626	813	1030	1171	2858	3281	149	82
3	23	1 Meow Mix	80	46	63.5	86146	94837	889	1118	1185	3136	3337	156	75
4	21	15 It Is What It Is	78	48	61.9	69749	90581	720	838	1040	2381	3012	140	91
5	25	2 Specs	71	55	56.3	66051	91161	691	798	1056	2285	3059	136	95
6	28	6 Old Heritage Inn	66	60	52.4	71407	91606	740	865	1089	2478	3037	126	105
7	16	10 Ried's Fire Equipment	65	61	51.6	74254	91621	748	931	1097	2528	3112	119	112
8	20	14 Flatliners	57	69	45.2	69581	89999	747	913	1118	2402	3005	108	123
9	26	4 Split Ends	56	70	44.4	63560	89924	665	763	1048	2181	2988	117	114
10	27	5 Split Happens	53	73	42.1	61047	89049	623	753	1053	2108	2941	114	117
11	15	9 What's Up	52	74	41.3	67517	89936	725	838	1105	2291	3066	99	132
12	14	8 Cheers	49	77	38.9	60012	89253	629	782	1071	2207	3097	96	135
13	17	11 RE/MAX	49	77	38.9	56955	78309	683	777	1031	2187	2943	80	151
14	19	13 Ask Us When We're So	45	81	35.7	61959	88800	647	768	1035	2085	2933	91	140
15	18	12 Lakeside	45	81	35.7	55004	85280	607	701	1040	1946	2978	81	150
16	22	16 BYE	0	0		0	0	0	0	0	0	0	0	0

Review of Last Week's Bowling.....

Lanes	Team Name	HDCP -1-	HDCP -2-	HDCP -3-	HDCP Total	Last Wk WON	Team Name	HDCP -1-	HDCP -2-	HDCP -3-	HDCP Total	Last Wk WON
13-14	Mayday Blondes	0	0	0	0	0	Cheers	0	0	0	0	0
15-16	What's Up	0	0	0	0	0	Ried's Fire Equipm	0	0	0	0	0
17-18	RE/MAX	0	0	0	0	0	Lakeside	0	0	0	0	0
19-20	Ask Us When We're	0	0	0	0	0	Flatliners	0	0	0	0	0
21-22	It Is What It Is	0	0	0	0	0	BYE	0	0	0	0	0
23-24	Meow Mix	0	0	0	0	0	Raging Hormones	0	0	0	0	0
25-26	Specs	0	0	0	0	0	Split Ends	0	0	0	0	0
27-28	Split Happens	0	0	0	0	0	Old Heritage Inn	0	0	0	0	0

Individual High Averages

210.78	Jackie Graan	200.91	Debra Gordon	198.81	Michelle Headley	194.50	Gail Driich	188.00	Linda Grentzer
185.65	Natalie Sorak	184.52	Jamie Parker	183.09	Amanda Helmus	181.94	Valerie Haney	180.19	Nicole Huffman

Season High Scores

Team Scratch Series	Team Scratch Game	Team Handicap Series	Team Handicap Game
3136 Meow Mix	1030 Mayday Blondes	3231 Raging Hormones	1118 Flatliners
2528 Ried's Fire Equipment	865 Old Heritage Inn	3097 Cheers	1105 What's Up

Team Scratch Series		Team Scratch Game		Team Handicap Series		Team Handicap Game	
2381	It Is What It Is	798	Specs	2988	Split Ends	1053	Split Happens
2187	RE/MAX	768	Ask Us When We're Sob	2978	Lakeside		

Bowlers must have completed a minimum of 21 games to be eligible for any league award.

Scratch Series		Scratch Game		Handicap Series		Handicap Game	
0	Linda Grentzer	0	Jackie Graan	0	Michelle Headley	0	Alicia Strisko
0	Natalie Sorak	0	Amanda Helmus	0	Jeanna Skierkiewicz	0	Jamie Parker
0	Gail Drlich	0	Valerie Haney	0	Sandra Csuk	0	Jennifer Holland
0	Debra Gordon	0	Lorelei Harsha	0	Nicole Huffman	0	Sharon Nalezny
0	Erika Koselke	0	Denise Ruggeri	0	Jan Helmus	0	Kim Cruz

Most Improved Average			
115 to 147.70	=+32.70	Leslie Strom	172 to 200.91 =+28.91
121 to 147.79	=+26.79	Lisa Gibbons	

Most Un-Improved Averages			
174 to 147.54	=-26.46	Linda Laposa	190 to 164.91 =-25.09
118 to 98.04	=-19.96	Becky Costa	

Last Week's Top Scores			
------------------------	--	--	--

*** Because no scores have been entered for this week, there are no weekly high scores to display.

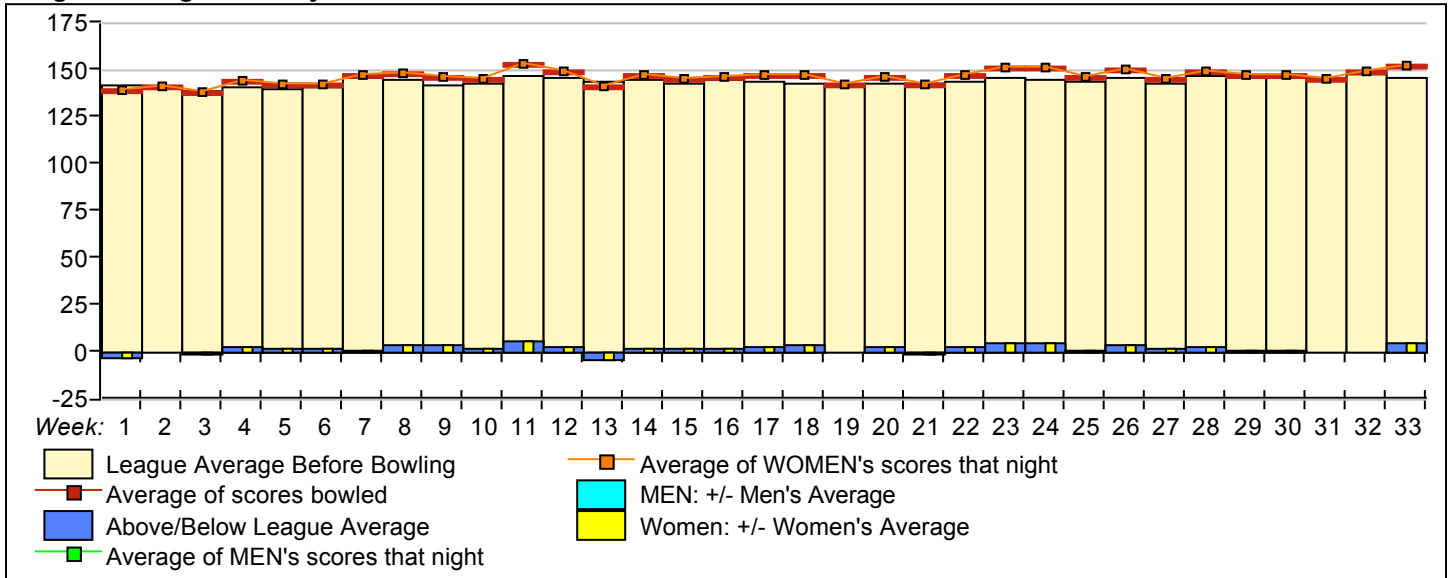
Team Rosters

Name	True Average	HDCP	Pins	Gms	-1-	-2-	-3-	Total	HDCP High Total	HDCP High Game	HDCP High Sers	HDCP To Raise	To Drop Avg +1	To Drop Avg -1	225's	650's	Most Improved Ave	+/-
1 - Meow Mix Lane 23 HDCP=95 Ave=889																		
Judy A. Longfield	157.55	34	14652	93x179x169x171	519	621	211	247	545	671	516	419	--	--	150	+7.55		
Kathleen Belzeski	149.43	40	13449	90x127x169x167	463	583	209	249	553	673	501	407	--	--	154	-4.57		
Natalie Sorak	185.65	12	17822	96x155x164x159	478	511	257	265	680	704	592	492	9	2	180	+5.65		
Linda Grentzer	188.00	9	17484	93x214x234x179	627	657	277	291	793	835	660	563	10	1	171	+17.00		
Jackie Graan	210.78	0	19603	93x221x171x167	559	559	300	300	757	717	653	556	29	12	201	+9.78		
Gail Drlich	194.50	4	4668	24	0	0	265	273	671	683	597	569	5	2	194	+0.50		
Kelly Krueger	194.33	4	583	3	0	0	221	235	583	625	587	580	--	--	194	+0.33		
2 - Specs Lane 25 HDCP=245 Ave=691																		
Karen L. Matthews	128.14	57	11917	93x137x140x105	382	553	199	260	505	679	467	370	--	--	103	+25.14		
Lori Quilici	132.80	54	7968	60x114x153x104	371	530	178	234	459	618	411	347	--	--	139	-6.20		
Cindy R. Flanagan	145.94	44	10508	72x131x147x173	451	583	207	253	481	635	442	366	--	--	124	+21.94		
Diana Matthews	138.57	49	13164	95x117x107x123	347	491	198	260	504	673	458	359	--	--	116	+22.57		
Rene Sterbenc	148.57	41	14708	99x159x156x126	441	564	215	257	563	689	490	387	--	--	149	-0.43		
Ellen Longawa	126.36	59	5307	42	0	0	167	227	426	612	408	362	--	--	121	+5.36		
Barb Banske	143.33	45	1720	12	0	0	180	227	466	607	440	424	--	--	144	-0.67		
3 - Raging Hormones Lane 24 HDCP=116 Ave=854																		
Roseann Standefer	135.47	52	12599	93x134x113x178	425	581	183	235	460	619	457	360	--	--	122	+13.47		
Jeanna Skierkiewicz	170.88	24	8202	48x186x181x210	577	649	235	271	643	751	519	467	1	--	148	+22.88		
Valerie Haney	181.94	15	17466	96x191x210x189	590	635	258	278	626	674	552	452	6	--	184	-2.06		
Lisa Dove	168.26	25	15143	90x148x150x149	447	522	226	253	579	684	574	480	2	--	151	+17.26		
Debra Gordon	200.91	0	15671	78x235x194x200	629	629	257	257	668	674	610	528	13	3	172	+28.91		
Erika Koselke	179.48	16	5923	33	0	0	238	260	632	680	557	520	1	--	189	-9.52		
Barbara Dantzler	183.40	13	3668	20	0	0	246	264	560	620	564	540	2	--	178	+5.40		
4 - Split Ends Lane 26 HDCP=266 Ave=665																		
Jennifer L. Holland	137.86	50	12407	90x104x149x114	367	514	235	284	560	707	427	333	1	--	136	+1.86		
Missy Smit	122.23	62	11734	96x125 x88x110	323	509	190	254	510	702	443	343	--	--	113	+9.23		
Cindy Caudillo	129.98	56	10528	81x119x138x150	407	575	205	264	441	621	392	307	--	--	126	+3.98		
Kathie Bruesch	131.31	55	11818	90x107x146 x94	347	512	180	240	458	638	458	364	--	--	127	+4.31		
Kristen M. Swets	146.10	43	13149	90x193x136x173	502	634	195	240	505	637	522	428	--	--	146	+0.10		
Judith D. Swets		0	0	0	0	0	0	0	0	0	0	0	--	--				
Jill Dykstra	129.83	56	779	6	0	0	150	206	391	559	391	381	--	--	130	-0.17		
5 - Split Happens Lane 27 HDCP=300 Ave=623																		
Angela Antkiewicz	108.73	73	8807	81x134x124x108	366	585	161	238	409	637	349	264	--	--	101	+7.73		
Judy L. Kupsik	120.19	64	9014	75	0	0	164	225	412	595	424	345	--	--	135	-14.81		
Toni Olejnik	118.70	65	10327	87x116x155x128	399	594	180	249	442	649	383	292	--	--	107	+11.70		
Shawna Chism	131.93	55	9103	69x158x133x120	411	576	180	236	459	627	401	328	--	--	148	-16.07		
Kari Czack	146.39	43	13614	93x150x161x147	458	587	212	256	525	663	498	401	--	--	160	-13.61		
Andrea Kuypers	94.67	84	568	6	0	0	125	205	300	540	287	277	--	--	100	-5.33		
Kay Sheppard	153.16	37	6892	45	0	0	203	243	541	661	500	451	--	--	134	+19.16		

Name	True			HDCP High HDCP High HDCP To Raise To Drop										Most Improved				
	Average	HDCP	Pins Gms	-1-	-2-	-3-	Total	Total	Game	Game	Sers	Sers	Avg +1	Avg -1	225's	650's	Ave	+/-
6 - Old Heritage Inn	Lane 28	HDCP=206	Ave=740															
Rose Manzano	115.55	68	4853	42x139	x98x104	341	545	172	251	423	636	367	321	--	--	98	+17.55	
Lisa Gibbons	147.79	42	4877	33x158x156x179	493	622	191	240	493	624	451	414	--	--	121	+26.79		
Sharon A. Nalezny	153.93	37	14777	96x172x167x149	488	599	224	280	528	685	469	369	--	--	133	+20.93		
Laura M. Spork	161.58	31	15027	93x165x184x168	517	610	233	264	575	668	525	428	1	--	135	+26.58		
Mary Blastick	164.38	28	9041	55x162x172x220	554	641	220	249	567	675	529	470	--	--	150	+14.38		
Sandy Sipich	138.38	49	5812	42	0	0	189	242	503	662	443	397	--	--	155	-16.62		
Amy Zajac	161.17	31	3868	24	0	0	232	268	581	689	506	478	1	--	163	-1.83		
Lori Zajac	145.70	44	4808	33	0	0	193	236	481	613	448	411	--	--	138	+7.70		
Jennifer Toth	165.33	28	1984	12	0	0	210	238	546	636	506	490	--	--	162	+3.33		
7 - Mayday Blondes	Lane 13	HDCP=148	Ave=813															
Leslie Strom	147.70	42	12259	83x163x167x139	469	595	202	250	522	654	469	382	--	--	115	+32.70		
Linda Laposa	147.54	42	14606	99x168x153x114	435	561	213	252	544	661	490	387	--	--	174	-26.46		
Jan Helmus	156.76	35	7995	51	0	0	222	259	593	704	483	428	--	--	136	+20.76		
Nicole Huffman	180.19	16	15136	84x202x154x180	536	584	246	269	649	724	611	523	4	--	172	+8.19		
Amanda Helmus	183.09	13	18126	99x158x181x148	487	526	278	293	642	687	642	539	3	--	214	-30.91		
Sue Skopelja		0	0	0	0	0	0	0	0	0			--	--				
Ashlee Parojcic	203.33	0	3660	18	0	0	258	261	682	691	624	602	3	2	182	+21.33		
Natalie Kobli	177.28	18	6914	39x209x193x178	580	640	222	243	611	674	562	519	--	--	170	+7.28		
8 - Cheers	Lane 14	HDCP=296	Ave=629															
Susie Anderson	131.43	55	12223	93	x92x128x135	355	520	180	235	453	618	449	352	--	--	129	+2.43	
Sandy DeRolf	127.73	58	11496	90x139x106x149	394	568	175	235	467	644	408	314	--	--	131	-3.27		
Donna Imbery	125.33	60	11280	90x139x115x161	415	595	184	245	453	636	438	344	--	--	107	+18.33		
Sharon Sikora	126.29	59	11745	93x146x148x159	453	633	189	249	468	675	447	350	--	--	112	+14.29		
Tammy Turean	120.32	64	7821	65x106x116x129	351	543	160	232	428	632	407	338	--	--	108	+12.32		
Rachel DeRolf	137.67	50	1652	12	0	0	177	231	449	608	418	402	--	--	127	+10.67		
9 - What's Up	Lane 15	HDCP=218	Ave=725															
Amy L. Godbolt	134.42	52	12501	93x137x195x157	489	648	195	248	489	648	459	362	--	--	136	-1.58		
Mary C. Doyle	141.17	47	11858	84x140x118x205	463	607	220	267	482	626	496	408	--	--	141	+0.17		
Donna M. Misch	143.83	45	13376	93x185x167x111	463	598	206	259	546	690	448	351	--	--	134	+9.83		
Brandi L. Chynoweth	146.56	43	10992	75x186x157x195	538	670	208	253	538	670	474	395	--	--	153	-6.44		
Cindy J. Companik	161.82	31	10680	66x158x188x188	534	627	213	245	556	656	498	428	--	--	168	-6.18		
Lisa Doyle		71	0	0	0	0	0	0	0	0			--	--				
Toni Halbe		0	0	0	0	0	0	0	0	0			--	--				
Becky Costa	98.04	81	2353	24	0	0	152	235	356	594	320	292	--	--	118	-19.96		
10 - Ried's Fire Equipment	Lane 16	HDCP=200	Ave=748															
Patricia A. Rybarczyk	126.28	59	11365	90x144x149x146	439	619	170	230	469	649	446	352	--	--	145	-18.72		
Sharon Brunski	135.39	52	11373	84x148x148x151	447	603	193	250	471	660	459	371	--	--	125	+10.39		
Gisela J. Kreczmer	143.05	45	9012	63x111x162x167	440	578	207	255	518	662	492	425	--	--	136	+7.05		
Edith M. Braet	170.24	24	14811	87x190x172x196	558	630	227	255	596	680	579	488	1	--	167	+3.24		
Alicia Strisko	174.00	20	7830	45	0	0	278	302	621	693	570	521	5	--	169	+5.00		
Michelle Headley	198.81	1	14911	75x256x238x266	760	769	266	269	760	769	611	532	15	4	201	-2.19		
Desy Baker		57	0	0	0	0	0	0	0	0			--	--				
11 - RE/MAX	Lane 17	HDCP=252	Ave=683															
Lisa Whipple	120.95	64	9071	75	0	0	167	231	409	606	367	288	--	--	117	+3.95		
Joann Damron	135.19	52	10410	77	0	0	185	237	465	623	470	389	--	--	137	-1.81		
Marilyn J. Worries	159.27	32	14334	90x184x148x134	466	562	200	232	534	639	546	452	--	--	153	+6.27		
Denise L. Ruggeri	171.67	23	10815	63	0	0	235	255	588	669	537	470	1	--	171	+0.67		
Ashley Legg	98.53	81	2956	30	0	0	138	219	344	596	311	277	--	--	101	-2.47		
Sara Stephens	115.67	68	347	3	0	0	150	218	347	551	349	342	--	--	115	+0.67		
12 - Lakeside	Lane 18	HDCP=312	Ave=607															
Donna Zahler	134.92	52	8095	60x128x177x109	414	570	186	243	475	646	410	346	--	--	125	+9.92		
Anna Lush	116.71	67	8053	69x110x107x110	327	525	169	251	431	677	371	298	--	--	100	+16.71		
Nicole Barnhart	112.70	70	8340	74x105	x99x110	314	521	154	227	395	605	361	283	--	--	106	+6.70	
Lisa Cates	112.53	70	9115	81x127x133x137	397	610	158	230	407	623	377	292	--	--	103	+9.53		
Diane Govert	133.76	53	11637	87x161x123x156	440	599	187	246	474	639	423	332	--	--	131	+2.76		
Rose Kliza	127.92	58	1535	12	0	0	182	254	469	685	385	369	--	--	109	+18.92		
Nicole Nichols	104.83	76	629	6	0	0	129	209	331	571	316	306	--	--	99	+5.83		
Beth Wright	59.67	112	179	3	0	0	75	185	179	509	181	174	--	--	59	+0.67		
13 - Ask Us When We're Sober	Lane 19	HDCP=279	Ave=647															
Amy Griffin	119.07	64	8930	75x131	x90x129	350	542	176	243	459	660	430	351	--	--	121	-1.93	
Char Knight	143.80	45	9922	69	0	0	209	251	505	631	446	373	--	--	141	+2.80		
Deb L. Dahlman	133.62	53	12026	90x126x141x124	391	550	208	263	463	629	436	342	--	--	126	+7.62		
Becky Pachniak	99.41	80	3877	39	0	0	138	220	389	635	323	280	--	--	106	-6.59		
Pam J. Kellams	153.39	37	14572	95x191x199x167	557	671	224	264	557	671	520	421	--	--	142	+11.39		

Name	True Average	HDCP	Pins	Gms	-1-	-2-	-3-	Total	HDCP High				To Raise To Drop		Most Improved	
									Total	Game	Game	Sers	Sers	Avg +1	Avg -1	225's
14 - Flatliners Lane 20 HDCP=200 Ave=747																
Kim Lugo	133.30	53	11597	87x125x127x163	415	574	182	234	499	655	463	372	--	--	166	-32.70
Debbie Ochwat	125.97	60	10959	87x128x102x115	345	522	170	232	443	623	381	290	--	--	120	+5.97
Kim Cruz	143.53	45	12200	85 x93x139x147	379	511	221	269	532	676	472	383	--	--	135	+8.53
Lorelei Harsha	162.43	30	9096	56x153x177x148	478	568	247	275	567	678	521	461	3	--	165	-2.57
Jamie Parker	184.52	12	12732	69x158x178x155	491	527	269	289	676	709	588	515	8	1	178	+6.52
Carrie Robinson	148.67	41	446	3	0	0	156	197	446	569	448	441	--	--	148	+0.67
15 - It Is What It Is Lane 21 HDCP=222 Ave=720																
Janet L. Dombrowski	141.56	47	13590	96x176x166x129	471	612	192	238	507	648	468	368	--	--	147	-5.44
Dawn T. Schmidt	142.00	46	13632	96x143x124x149	416	554	192	239	487	622	525	425	--	--	140	+2.00
Gail Cooper	121.27	63	10187	84x138x183x128	449	641	183	247	449	649	427	339	--	--	113	+8.27
Dawn M. Chambers	152.67	38	13740	90x147x157x144	448	562	212	249	539	648	489	395	--	--	137	+15.67
Sandra A. Csuk	164.91	28	12368	75x163x167x173	503	587	234	263	658	745	502	423	2	1	190	-25.09
Jill Razo	148.07	41	3998	27	0	0	212	257	489	624	472	441	--	--	134	+14.07
Megan Chambers		8	0	0	0	0	0	0	0	0	0	0	--	--		
16 - BYE Lane 22 HDCP=0 Ave=0																

League Average Week-by-Week



**** Last Week's High Scores for Immediate Release ****

***** Because no scores have been entered for this week, there are no weekly high scores to display.**



Bracket Payouts

Bowler _____ Lane _____ Refund _____ Winnings _____ Amt Paid _____ Balance Due _____



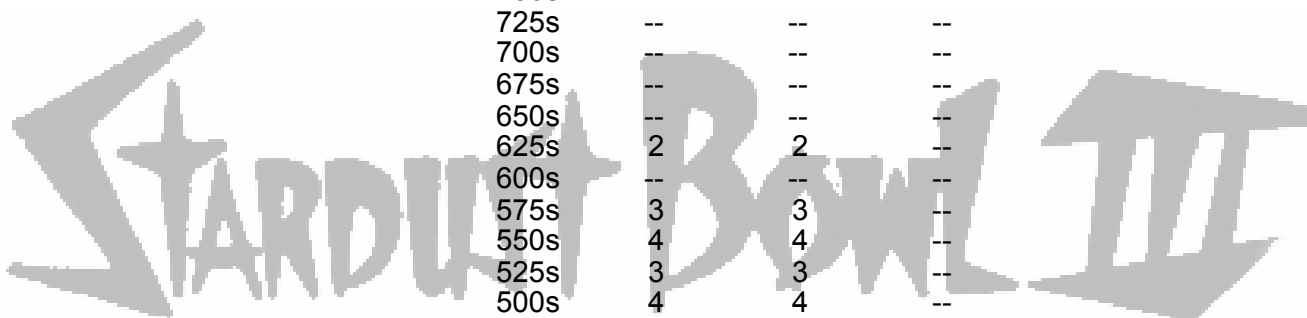
National Association Awards Earned Last Week

Name	ID Number	Award Average	Award Games	G1	G2	G3	Series	Award Score	Award Received
Brandi L. Chynoweth	3253-8658	145	72	186	157	195	538	538	500 Series (USBC Awards)
Gail Cooper	-	120	81	138	183	128	449	183	175 Game (USBC Awards)
Michelle Headley	3253-9237	196	72	256	238	266	760	760	700 Series (USBC Awards)
Roseann Standefer	3262-4858	135	90	134	113	178	425	178	175 Game (USBC Awards)

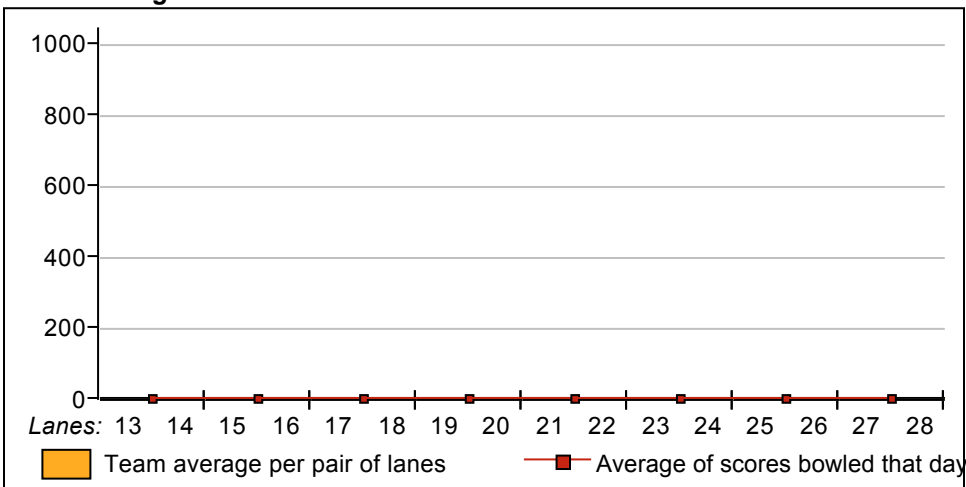
This Week's Statistics: Lefties vs Righties

Unless designated left handed, bowlers are considered right handed.

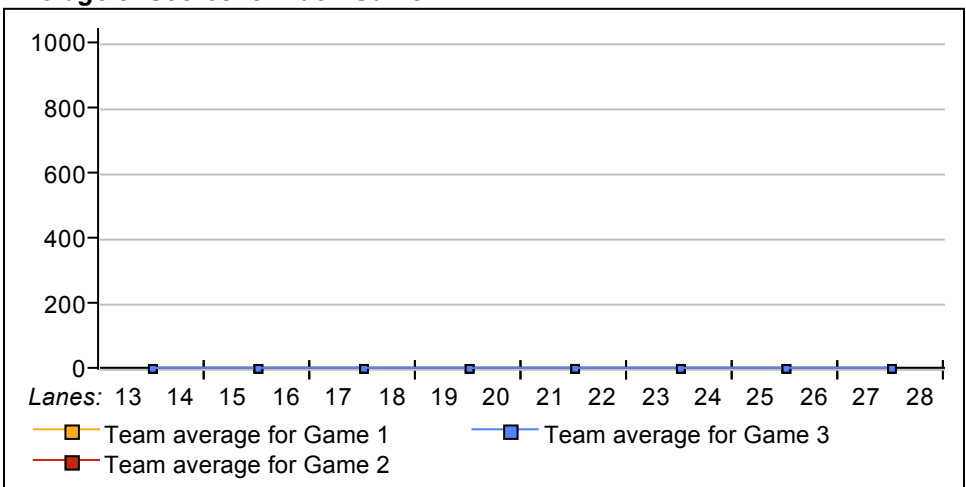
	Over All	Right	Left
How many people bowled	68	67	1
Number of games bowled	204	201	3
Actual average of week's scores	151.65	152.06	123.67
How many games above average	119	118	1
How many games below average	81	79	2
Pins above/below average per game	5.63	5.86	-9.33
How many people raised average	41	41	--
by this amount	0.62	0.62	0.00
How many people went down	27	26	1
by this amount	-0.37	-0.37	-0.48
League average before bowling	146.48	146.68	133.28
League average after bowling	146.70	146.91	132.80
Change in league average	0.22	0.24	-0.48
800s	--	--	--
775s	--	--	--
750s	1	1	--
725s	--	--	--
700s	--	--	--
675s	--	--	--
650s	--	--	--
625s	2	2	--
600s	--	--	--
575s	3	3	--
550s	4	4	--
525s	3	3	--
500s	4	4	--
475s	7	7	--
450s	9	9	--
425s	10	10	--
400s	6	6	--
below 400	19	18	1
300s	--	--	--
275s	--	--	--
250s	2	2	--
225s	3	3	--
200s	9	9	--
175s	31	31	--
150s	56	55	1
125s	60	60	--
100s	36	34	2
below 100	7	7	--



Team Average vs Ave of Scores



Average of Scores for Each Game



Amount Over/Under Team Average

