



# King of the Hill

Summer Series on Wednesday's at 7pm  
For 12 weeks May 19 - August 11  
Bowl on Different Sport Patterns Each Week

# St. John Men Invitational

Monday 6:30 pm

05/10/2010 Week 36 of 36

Lanes 13 - 18

## Stardust Bowl

Thank you for bowling with us! We hope to see you next season!

President: Chuck Velgos is on Lane 15

Secretary/Treasurer: Dan Witulski is on Lane 18



Send us a Friend Request on [www.Facebook.com/StardustBowl3](http://www.Facebook.com/StardustBowl3)

League Standing Sheets are on [www.BowlStardust.com](http://www.BowlStardust.com) Sign up for Email Alerts  
~Join our Email List! Get League updates, Open Bowl Specials & Coupons!

===== U P C O M I N G T O U R N A M E N T S =====

- ~King of the Hill Wednesday's @ 7:00pm May 19 - Aug 18
- ~40 Frame Game Tournament: ALL Summer May 15 - August 15 Any Day, Any Time
- ~Join a fall league & qualify for the Bowler of the Year Tournament in May



Find us on Facebook

### House Jackpots - Enter by the 3rd Frame

- ~Strike Lotto \$2.00 Entry @ the Front Desk 180 & Under 181 & Over Divisions
  - ~High Roller Jackpot. You Bowl It, You Win a % of the Jackpot!
- 270-279 = 10% 280-289 = 15% 290-299 = 25% ~300~ = 50%



Find us on Facebook

### Team Standings

Place	Lane	#	Team Name	Points Won	Points Lost	%Won	Scratch Pins	Pins + HDCP	High Game	HDCP Game	High Sers	HDCP Sers	Year-To-Date WON	Y-T-D LOST	Y-T-D % WON
1	15	1	New Image Sport Shop	69	57	54.8	29279	34331	657	755	1760	2084	129	123	51.2
2	18	3	Elmwood Chapel	68	58	54.0	29694	34212	680	754	1810	2067	117½	134½	46.6
3	14	4	River Oaks Auto Center	64	62	50.8	29607	33753	675	757	1809	2064	128	124	50.8
4	13	5	White Rhino	60	66	47.6	28741	33640	717	755	2045	2159	118	134	46.8
5	17	2	Allstate Insurance	59	67	46.8	25354	33082	595	743	1641	2085	141	111	56.0
6	16	6	Riverdale	58	68	46.0	28333	33376	617	735	1741	2110	122½	129½	48.6

### Review of Last Week's Bowling.....

Lanes	Team Name	HDCP -1-	HDCP -2-	HDCP -3-	HDCP Total	Last Wk WON	Team Name	HDCP -1-	HDCP -2-	HDCP -3-	HDCP Total	Last Wk WON
13-14	New Image Sport S	641	696	553	1890	3	<---> River Oaks Auto Ce	671	625	583	1879	4
15-16	Riverdale	613	586	626	1825	5	<---> White Rhino	638	583	602	1823	2
17-18	Allstate Insurance	586	608	595	1789	5	<---> Elmwood Chapel	655	549	517	1721	2

Thanks for bowling! We hope you had a good time. See you next season!

### Individual High Averages

219.40	Leo Young	215.10	Eric Kozak	211.69	Dan Witulski	208.44	Bob Kozak	195.22	Matt Miranda
181.57	Tim Mysliwy	179.97	Chuck Velgos	178.37	Mike O'Brien	177.18	Paul Renz	170.59	Phil Komanski

### Season High Scores

Team Scratch Game	Team Scratch Series	Team Handicap Game	Team Handicap Series
717 White Rhino	2045 White Rhino	757 River Oaks Auto Center	2159 White Rhino
680 Elmwood Chapel	1810 Elmwood Chapel	755 New Image Sport Shop	2110 Riverdale
675 River Oaks Auto Center	1809 River Oaks Auto Center	755 White Rhino	2085 Allstate Insuranc
Scratch Game	Scratch Series	Handicap Game	Handicap Series
280 Bob Kozak	782 Leo Young	319 Phil Komanski	782 Leo Young
280 Dan Witulski	780 Eric Kozak	299 Paul Renz	780 Eric Kozak
279 Leo Young	762 Dan Witulski	285 Jim Whorle	776 Phil Komanski
279 Eric Kozak	752 Bob Kozak	285 Bob Kozak	767 Bob Kozak
278 Phil Komanski	698 Matt Miranda	280 Dan Witulski	762 Jim Whorle
			762 Dan Witulski

### Most Improved Average

102 to 127.13 = +25.13	Steve O'Brien	208 to 219.40 = +11.40	Leo Young	201 to 211.69 = +10.69	Dan Witulski
------------------------	---------------	------------------------	-----------	------------------------	--------------

### Last Week's Top Scores

Team Scratch Game	Team Scratch Series	Team Handicap Game	Team Handicap Series
607 New Image Sport Shop	1651 River Oaks Auto Center	696 New Image Sport Shop	1890 New Image Sport
595 River Oaks Auto Center	1623 New Image Sport Shop	671 River Oaks Auto Center	1879 River Oaks Auto
561 Elmwood Chapel	1534 Riverdale	655 Elmwood Chapel	1825 Riverdale

Last Week's Top Scores - Continued

Scratch Game		Scratch Series		Handicap Game		Handicap Series	
248	Bob Kozak	686	Bob Kozak	261	Phil Komanski	692	Bob Kozak
237	Leo Young	663	Leo Young	250	Bob Kozak	665	Dean Gintzler
225	Phil Komanski	622	Eric Kozak	245	Dean Gintzler	663	Leo Young
216	Dan Witulski	566	Dan Witulski	237	Leo Young	635	Tim Mysliwy
215	Eric Kozak	557	Tim Mysliwy	237	Chuck Velgos	633	Phil Komanski

Weekly Game Over Average

Game - Ave = Difference

225 - 170 = 55	Phil Komanski
248 - 207 = 41	Bob Kozak
206 - 166 = 40	Dean Gintzler

Weekly Series over Average

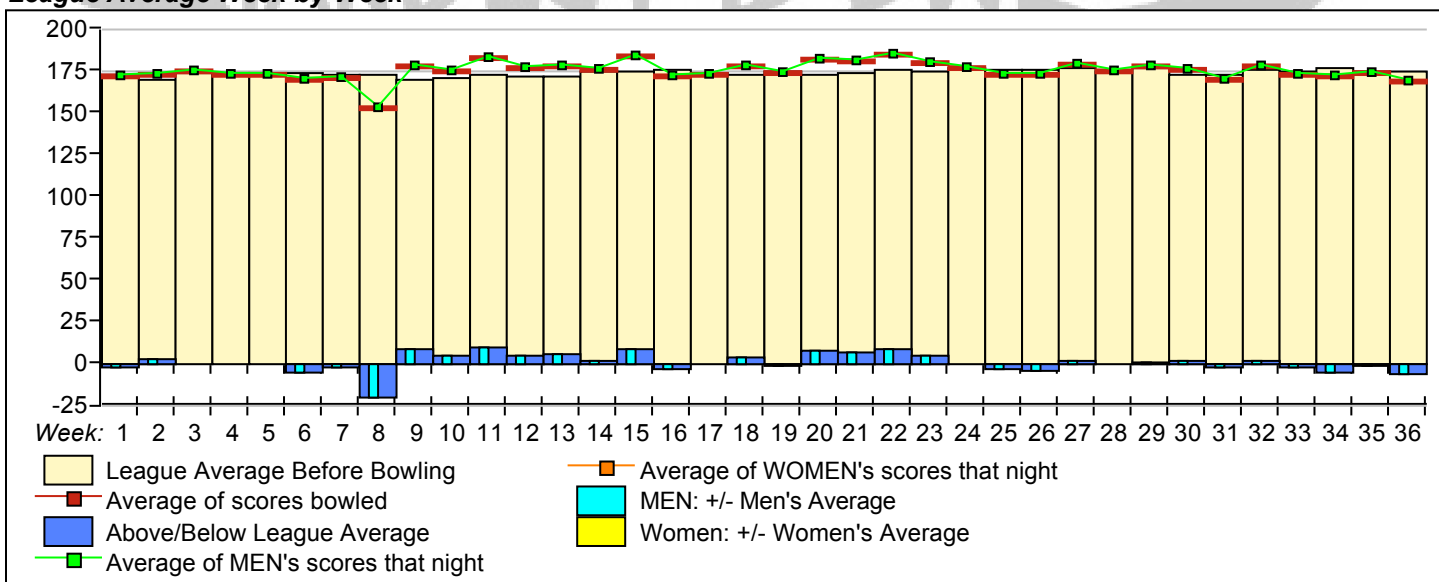
Series - Ave = Difference

686 - 621 = 65	Bob Kozak
548 - 498 = 50	Dean Gintzler
525 - 510 = 15	Phil Komanski

Team Rosters

Name	True Average	HDCP	High	HDCP	High	HDCP	To Raise	To Drop	Most Improved										
									250's	700's	Ave +/-								
<b>1 - New Image Sport Shop</b> Lane 15 HDCP=89 Ave=530																			
Tim Mysliwy	181.57	26	17431	96	203	172	182	557	635	243	274	656	749	587	487	--	--	177	+4.57
Chuck Velgos	179.97	27	16737	93	182	210	149	541	622	246	273	653	749	543	446	--	--	179	+0.97
Phil Komanski	170.59	36	17400	102	167	225	133	525	633	278	319	653	776	555	449	1	--	175	-4.41
<b>2 - Allstate Insurance</b> Lane 17 HDCP=143 Ave=469																			
Steve O'Brien	127.13	74	13730	108	144	87	132	363	585	188	263	465	736	478	366	--	--	102	+25.13
Jeremi Marsh	164.93	41	17812	108	143	191	162	496	619	226	267	590	726	503	391	--	--	157	+7.93
Mike O'Brien	178.37	28	19264	108	156	187	158	501	585	247	274	669	759	605	493	--	--	180	-1.63
<b>3 - Elmwood Chapel</b> Lane 18 HDCP=108 Ave=508																			
Mike Fortner	147.07	56	12795	87	153	120	117	390	558	211	272	531	729	525	434	--	--	139	+8.07
Maurice Macgowen	166.87	39	18022	108	192	151	140	483	597	222	262	605	725	515	403	--	--	181	-14.13
Matt Miranda	195.22	13	19912	102x160x184x175	519				558	258	276	698	761	668	562	2	--	194	+1.22
Dan Witulski	211.69	0	22862	108	216	184	166	566	566	280	280	762	762	670	558	10	5	201	+10.69
<b>4 - River Oaks Auto Center</b> Lane 14 HDCP=76 Ave=553																			
Paul Renz	177.18	29	19135	108	182	180	145	507	594	268	299	660	753	623	511	1	--	178	-0.82
Joe Pusz	157.40	47	16527	105	176	146	159	481	622	215	262	567	692	537	428	--	--	157	+0.40
Leo Young	219.40	0	23037	105	237	223	203	663	663	279	279	782	782	723	614	16	9	208	+11.40
<b>5 - White Rhino</b> Lane 13 HDCP=103 Ave=519																			
Ed Seehausen	138.74	64	13319	96	127	92	128	347	536	179	243	503	692	442	342	--	--	141	-2.26
Dean Gintzler	166.63	39	16996	102	206	185	157	548	665	235	272	596	710	539	433	--	--	169	-2.37
Eric Kozak	215.10	0	22585	105	203	204	215	622	622	279	279	780	780	743	634	11	8	221	-5.90
<b>6 - Riverdale</b> Lane 16 HDCP=97 Ave=520																			
Joe Renz	148.59	55	14710	99	131	132	135	398	560	202	259	520	688	488	385	--	--	161	-12.41
Jim Whorle	164.13	41	17726	108	137	156	157	450	573	246	285	630	762	589	477	--	--	176	-11.87
Bob Kozak	208.44	1	21886	105	248	201	237	686	692	280	285	752	767	686	577	7	5	217	-8.56

League Average Week-by-Week



**\*\*Last Week's High Scores for Immediate Release\*\***

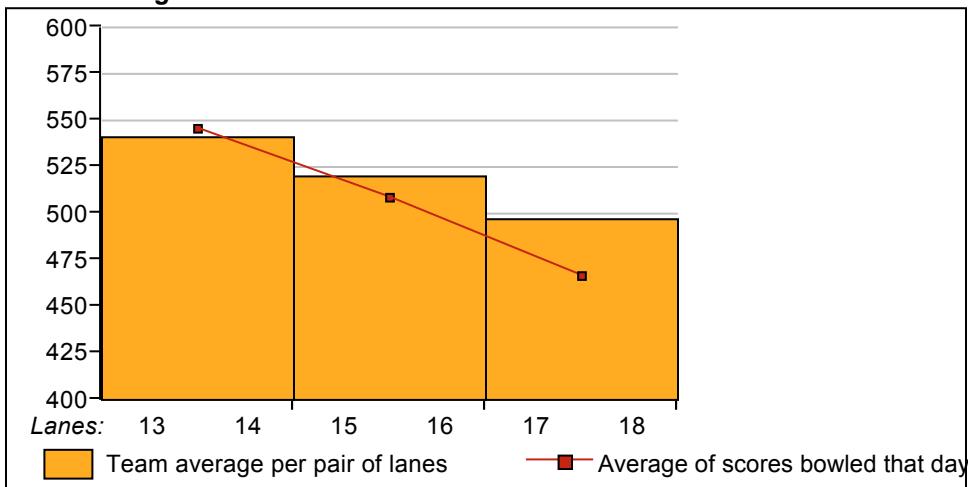
<u>Scratch Game</u>	<u>Scratch Game</u>	<u>Scratch Series</u>	<u>Scratch Series</u>
248 Bob Kozak	203 Leo Young	686 Bob Kozak	501 Mike O'Brien
237 Leo Young	203 Eric Kozak	663 Leo Young	496 Jeremi Marsh
237 Bob Kozak	203 Tim Mysliwy	622 Eric Kozak	483 Maurice Macgowen
225 Phil Komanski	201 Bob Kozak	566 Dan Witulski	481 Joe Pusz
223 Leo Young	192 Maurice Macgowen	557 Tim Mysliwy	450 Jim Whorle
216 Dan Witulski	191 Jeremi Marsh	548 Dean Gintzler	398 Joe Renz
215 Eric Kozak	187 Mike O'Brien	541 Chuck Velgos	390 Mike Fortner
210 Chuck Velgos	185 Dean Gintzler	525 Phil Komanski	363 Steve O'Brien
206 Dean Gintzler	184 Matt Miranda	519 Matt Miranda	347 Ed Seehausen
204 Eric Kozak	184 Dan Witulski	507 Paul Renz	

# STARDUST BOWL III

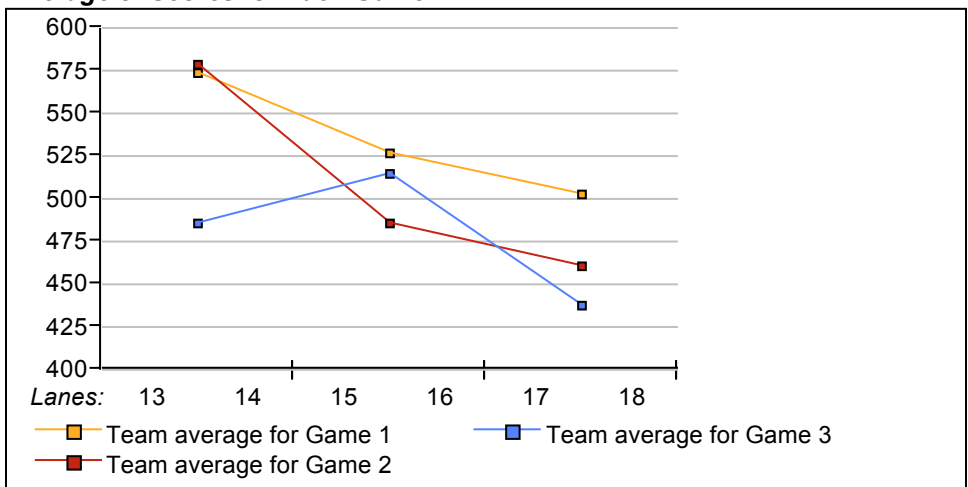
***This Week's Statistics: Lefties vs Righties****Unless designated left handed, bowlers are considered right handed.*

	<b>Over All</b>	<b>Right</b>	<b>Left</b>
How many people bowled	19	17	2
Number of games bowled	57	51	6
Actual average of week's scores	169.18	168.53	174.67
How many games above average	22	18	4
How many games below average	34	32	2
Pins above/below average per game	-5.19	-5.41	-3.33
How many people raised average	8	7	1
by this amount	0.19	0.21	0.01
How many people went down	11	10	1
by this amount	-0.43	-0.45	-0.23
League average before bowling	174.85	174.40	178.68
League average after bowling	174.68	174.23	178.57
Change in league average	-0.17	-0.18	-0.11
800s	--	--	--
775s	--	--	--
750s	--	--	--
725s	--	--	--
700s	--	--	--
675s	1	1	--
650s	1	1	--
625s	--	--	--
600s	1	1	--
575s	--	--	--
550s	2	2	--
525s	3	2	1
500s	3	2	1
475s	3	3	--
450s	1	1	--
425s	--	--	--
400s	--	--	--
below 400	4	4	--
300s	--	--	--
275s	--	--	--
250s	--	--	--
225s	4	4	--
200s	10	9	1
175s	12	9	3
150s	13	13	--
125s	14	12	2
100s	2	2	--
below 100	2	2	--

**Team Average vs Ave of Scores**



**Average of Scores for Each Game**



**Amount Over/Under Team Average**

