



Stardust Bowl III League
Bowler of the Year Tournament
 Qualifying Round May 11th
 Championship May 18th

St. John Blue Inn.

Monday 6:30 PM

04/30/2012 Week 35 of 36

Stardust Bowl

Lanes 21 - 26

*** Have FUN! No points awarded this week! ***

President: Chuck Velgos is on Lane 24

Secretary/Treasurer: Dan Witulski is on Lane 24



Send us a Friend Request on www.Facebook.com/StardustBowl3

League Standing Sheets are on www.BowlStardust.com with Expanded Stats
 Join our Email List for Standing Sheet updates, Bowling Specials & Coupons!
SUMMER LEAGUE NOW FORMING!! Sox vs Cubs, Money Doubles, Youth/Adult & MORE!
 ===== UPCOMING TOURNAMENTS =====
 ~Bowler of the Year Tournament May 11 & 18. Are you on www.BowlStardust.com
 ~King of the Hill Spring Series March 23 - May 4
 ~King of the Hill Summer Series June 1 - August 17
 ~40 Frame Game Tournament May 5 - August 19 Bowl Any Day Any Time



Send us a Friend Request on www.Facebook.com/StardustBowl3

House Jackpots - Enter by the 3rd Frame
 ~Strike Lotto \$2.00 Entry @Front Desk. Divisions:159 & Under, 160-199, 200+
 ~High Roller Jackpot. You Bowl It, You Win a % of the Jackpot!
 270-279 = 10% 280-289 = 15% 290-299 = 25% ~300~ = 50%
 ~\$5.00 Brackets @ the Counter. Each Full Bracket Wins 1st \$25, 2nd \$10



Lane Assignments

21-22 23-24 25-26
 36 05/07 1- 2 3- 4 5- 6 No points Fun Nite - Nothing Counts

Team Standings

Place	Lane	#	Team Name	Points Won	Points Lost	%Won	Scratch Pins	Pins + HDCP	Team Ave	High Game	HDCP Game	High Sers	HDCP Year-To-Date Sers	Y-T-D WON	Y-T-D LOST
1	24	4	New Image Sport Shop	79	40	66.4	76276	87853	725	865	975	2344	2673	149	96
2	25	5	Riverdale	72	47	60.5	73795	87283	702	820	944	2209	2610	129	116
3	21	1	Elmwood Chapel	56	63	47.1	73969	86308	713	851	974	2348	2687	104	141
4	23	3	River Oaks Auto Center	55	64	46.2	74902	87019	717	820	937	2363	2714	127	118
5	22	2	Allstate Insurance	50	69	42.0	65713	86146	624	716	921	2030	2627	110	135
6	26	6	White Rhino	45	74	37.8	73159	85543	703	851	971	2249	2609	116	129

Review of Last Week's Bowling.....

Lanes	Team Name	HDCP -1-	HDCP -2-	HDCP -3-	HDCP Total	Last Wk WON	Team Name	HDCP -1-	HDCP -2-	HDCP -3-	HDCP Total	Last Wk WON
21-22	Elmwood Chapel	857	862	912	2631	5	Allstate Insurance	887	842	772	2501	2
23-24	River Oaks Auto Ce	921	877	811	2609	4	New Image Sport S	881	873	899	2653	3
25-26	Riverdale	763	822	888	2473	5	White Rhino	816	805	801	2422	2

Individual High Averages

214.11	Leo Young	211.32	Bob Kozak	205.02	Tony Thackerson	203.70	Dan Witulski	197.36	Bobby Bremer
193.24	Matt Miranda	183.42	Tim Mysliwy	182.94	Chuck Velgos	172.48	Paul Renz	171.77	Mike O'brien

Season High Scores

Team Scratch Game	Team Scratch Series	Team Handicap Game	Team Handicap Series
865 New Image Sport Shop	2363 River Oaks Auto Center	975 New Image Sport Shop	2714 River Oaks Auto
851 Elmwood Chapel	2348 Elmwood Chapel	974 Elmwood Chapel	2687 Elmwood Chapel
851 White Rhino	2344 New Image Sport Shop	971 White Rhino	2673 New Image Sport
820 River Oaks Auto Center	2249 White Rhino	944 Riverdale	2627 Allstate Insuranc
820 Riverdale	2209 Riverdale	937 River Oaks Auto Center	2610 Riverdale

Bowlers must have completed a minimum of 9 games to be eligible for any league award.

Scratch Game	Scratch Series	Handicap Game	Handicap Series
289 Bobby Bremer	769 Leo Young	302 Bobby Bremer	792 Bobby Bremer
286 Dan Witulski	760 Tony Thackerson	295 Chuck Velgos	781 Tony Thackerson
280 Bob Kozak	753 Bobby Bremer	295 Maurice Macgowen	769 Leo Young
279 Leo Young	729 Bob Kozak	294 Dan Witulski	743 Steve O'brien
279 Tony Thackerson	703 Dan Witulski	289 Tony Thackerson	735 Bob Kozak

Season Game Over Average

Game - Ave = Difference	
289 - 195 = 94	Bobby Bremer
255 - 165 = 90	Maurice Macgowen

Season Series over Average

Series - Ave = Difference	
753 - 585 = 168	Bobby Bremer
760 - 606 = 154	Tony Thackerson

Season Game Over Average

Game - Ave = Difference

265 - 176 = 89	Chuck Velgos
286 - 201 = 85	Dan Witulski
244 - 161 = 83	Jeremi Marsh

Season Series over Average

Series - Ave = Difference

506 - 366 = 140	Steve O'brien
769 - 639 = 130	Leo Young
621 - 504 = 117	Paul Renz

Most Improved Average

161 to 170.77 = +9.77	Phil Komanski	157 to 164.52 = +7.52	Jeremi Marsh	198 to 203.70 = +5.70	Dan Witulski
-----------------------	---------------	-----------------------	--------------	-----------------------	--------------

Most Un-Improved Averages

198 to 183.42 = -14.58	Tim Mysliwy	204 to 193.24 = -10.76	Matt Miranda	165 to 155.36 = -9.64	Dean Gintzler
------------------------	-------------	------------------------	--------------	-----------------------	---------------

Last Week's Top Scores

Team Scratch Game		Team Scratch Series		Team Handicap Game		Team Handicap Series	
806	River Oaks Auto Center	2344	New Image Sport Shop	921	River Oaks Auto Center	2653	New Image Sport
796	Elmwood Chapel	2283	Elmwood Chapel	912	Elmwood Chapel	2631	Elmwood Chapel
796	New Image Sport Shop	2264	River Oaks Auto Center	899	New Image Sport Shop	2609	River Oaks Auto
764	Riverdale	2101	Riverdale	888	Riverdale	2501	Allstate Insuranc
694	White Rhino	2056	White Rhino	887	Allstate Insurance	2473	Riverdale
Scratch Game		Scratch Series		Handicap Game		Handicap Series	
235	Bob Kozak	670	Bobby Bremer	260	Mike O'brien	724	Paul Renz
232	Tony Thackerson	660	Tony Thackerson	259	Paul Renz	709	Bobby Bremer
231	Bobby Bremer	643	Dan Witulski	254	Phil Komanski	699	Phil Komanski
229	Dan Witulski	631	Bob Kozak	254	Maurice Macgowen	675	Chuck Velgos
225	Mike O'brien	619	Paul Renz	252	Joe Pusz	675	Tony Thackerson

Weekly Game Over Average

Game - Ave = Difference

225 - 171 = 54	Mike O'brien
224 - 171 = 53	Paul Renz
215 - 166 = 49	Maurice Macgowen
218 - 170 = 48	Phil Komanski
201 - 153 = 48	Joe Pusz

Weekly Series over Average

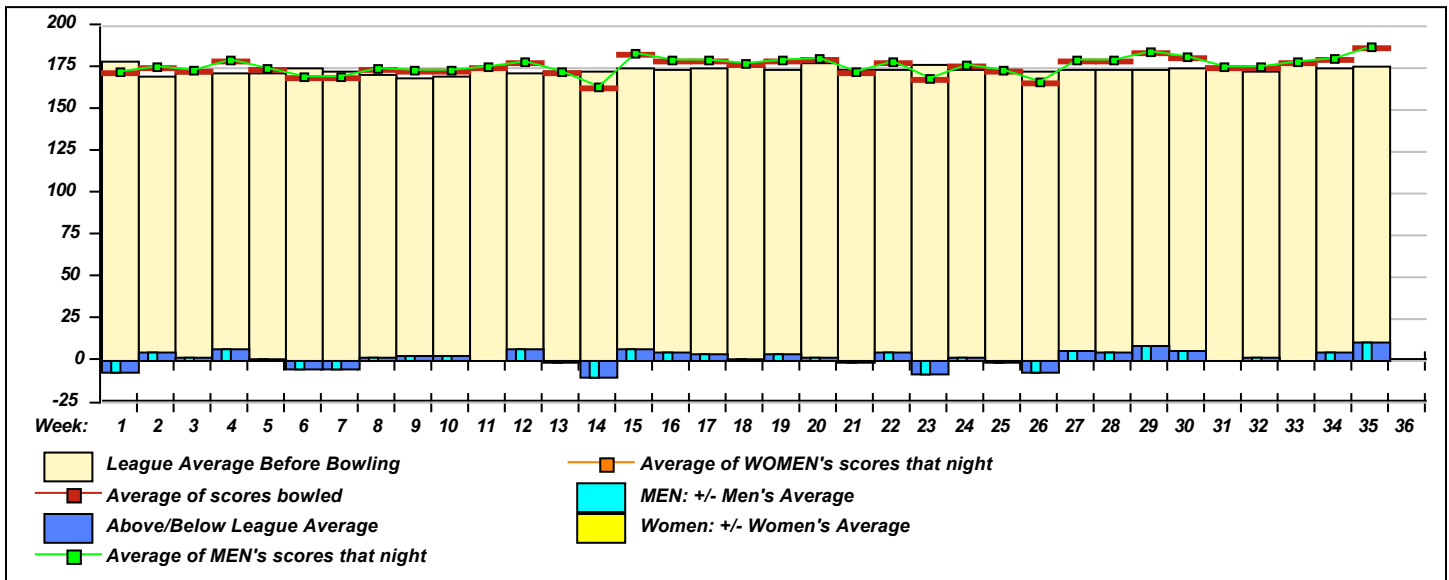
Series - Ave = Difference

619 - 513 = 106	Paul Renz
670 - 585 = 85	Bobby Bremer
591 - 510 = 81	Phil Komanski
600 - 546 = 54	Chuck Velgos
512 - 459 = 53	Joe Pusz

Team Rosters

Name	True Average	HDCP	Pins	Gms	HDCP				Total	HDCP High				HDCP To Raise		To Drop		Most Improved	
					-1	-2	-3	Total		Total	Game	Game	Sers	Sers	Avg +1	Avg -1	250's	700's	Ave
1 - Elmwood Chapel																			
Lane 21 HDCP=112 Ave=713																			
Joe Pusz	154.24	50	15732	102	151	160	201	512	665	212	264	529	685	543	437	--	--	152	+2.24
John M. Matusik	157.87	47	8683	55	a147	a147	a147	441	582	209	259	547	697	481	422	--	--	164	-6.13
Tony B. Thackerson	205.02	4	19067	93	212	216	232	660	675	279	289	760	781	709	612	5	1	204	+1.02
Bobby Bremer	197.36	11	8881	45	231	223	216	670	709	289	302	753	792	623	574	3	1	195	+2.36
2 - Allstate Insurance																			
Lane 22 HDCP=193 Ave=624																			
Steve O'brien	132.20	70	13484	102	140	150	130	420	633	199	278	506	743	481	375	--	--	140	-7.80
Jeremi Marsh	164.52	41	16287	99	181	175	141	497	620	244	288	601	727	543	440	--	--	157	+7.52
Mike O'brien	171.77	35	17521	102	225	176	160	561	666	234	270	615	723	539	433	--	--	178	-6.23
Paul Pesavento	157.80	47	10888	69	a147	a147	a147	441	582	208	258	552	693	488	415	--	--	157	+0.80
3 - River Oaks Auto Center																			
Lane 23 HDCP=114 Ave=717																			
Paul Renz	172.48	34	16558	96	221	224	174	619	724	245	276	621	732	569	469	--	--	176	-3.52
Leo W. Young	214.11	0	21197	99	223	210	173	606	606	279	279	769	769	733	630	9	5	209	+5.11
Joseph Renz	161.72	44	15849	98	192	158	179	529	661	214	256	573	708	513	411	--	--	159	+2.72
VACANT		36	0	0	v170	v170	v170	510	618	0	0	0	0	0	0	--	--		
4 - New Image Sport Shop																			
Lane 24 HDCP=103 Ave=725																			
Chuck Velgos	182.94	25	17562	96	222	199	179	600	675	265	295	668	728	555	455	2	--	187	-4.06
Dan Witulski	203.70	6	21388	105	204	210	229	643	661	286	294	703	727	644	535	5	1	198	+5.70
Phil Komanski	170.77	36	17931	105	182	191	218	591	699	235	274	593	710	537	428	--	--	161	+9.77
VACANT		36	0	0	v170	v170	v170	510	618	0	0	0	0	0	0	--	--		
5 - Riverdale																			
Lane 25 HDCP=124 Ave=702																			
Dean Gintzler	155.36	49	15847	102	124	152	144	420	567	210	254	535	691	533	427	--	--	165	-9.64
Maurice Macgowen	166.90	39	17024	102	155	170	215	540	657	255	295	574	703	511	405	1	--	165	+1.90
Bob Kozak	211.32	0	22189	105	190	206	235	631	631	280	280	729	735	707	598	9	3	211	+0.32
VACANT		36	0	0	v170	v170	v170	510	618	0	0	0	0	0	0	--	--		
6 - White Rhino																			
Lane 26 HDCP=122 Ave=703																			
Tim Mysliwy	183.42	24	10455	57	a173	a173	a173	519	591	243	263	625	659	585	524	--	--	198	-14.58
Jim Whorle	157.27	47	15570	99	168	157	153	478	619	213	264	561	708	546	443	--	--	152	+5.27
Matt Miranda	193.24	15	15073	78	a183	a183	a183	549	594	278	285	649	674	641	559	4	--	204	-10.76
VACANT		36	0	0	v170	v170	v170	510	618	0	0	0	0	0	0	--	--		

League Average Week-by-Week



STARDUST BOWL III

***** Last Week's High Scores for Immediate Release *****

Scratch Game		Scratch Game		Scratch Series		Scratch Series	
235	Bob Kozak	218	Phil Komanski	670	Bobby Bremer	529	Joseph Renz
232	Tony Thackerson	216	Tony Thackerson	660	Tony Thackerson	512	Joe Pusz
231	Bobby Bremer	216	Bobby Bremer	643	Dan Witulski	497	Jeremi Marsh
229	Dan Witulski	215	Maurice Macgowen	631	Bob Kozak	478	Jim Whorle
225	Mike O'brien	212	Tony Thackerson	619	Paul Renz	420	Dean Gintzler
224	Paul Renz	210	Leo Young	606	Leo Young	420	Steve O'brien
223	Leo Young	210	Dan Witulski	600	Chuck Velgos		
223	Bobby Bremer	206	Bob Kozak	591	Phil Komanski		
222	Chuck Velgos	204	Dan Witulski	561	Mike O'brien		
221	Paul Renz	201	Joe Pusz	540	Maurice Macgowen		

STARDUST BOWL III

Bracket Payments

<u>Bowler</u>	<u>Lane</u>	<u>Refund</u>	<u>Winnings</u>	<u>Amt Paid</u>	<u>Balance Due</u>
---------------	-------------	---------------	-----------------	-----------------	--------------------

STARDUST BOWL III

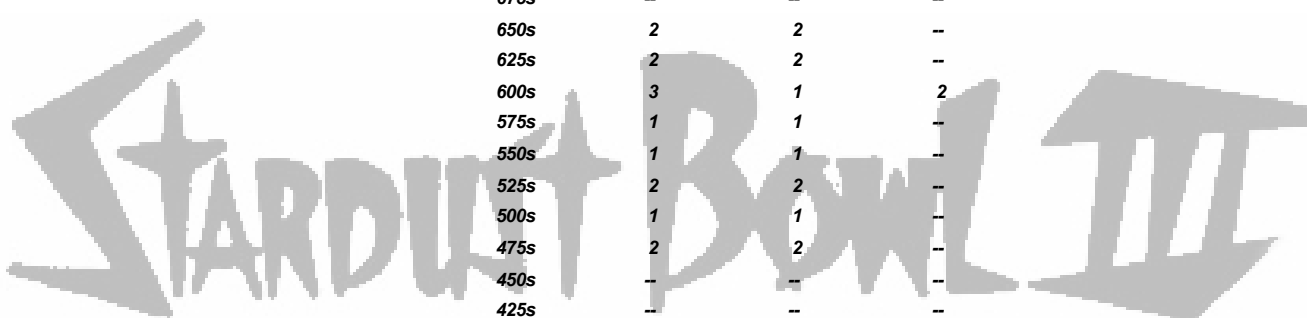
National Association Awards Earned Last Week
Local and Bowling Center Awards

Name	ID Number	Award Average	Award Games	G1	G2	G3	Series	Award Score	Award Received
Paul Renz	-	171	93	221	224	174	619	619	Pins Over Ave Series (State Assoc. Awar

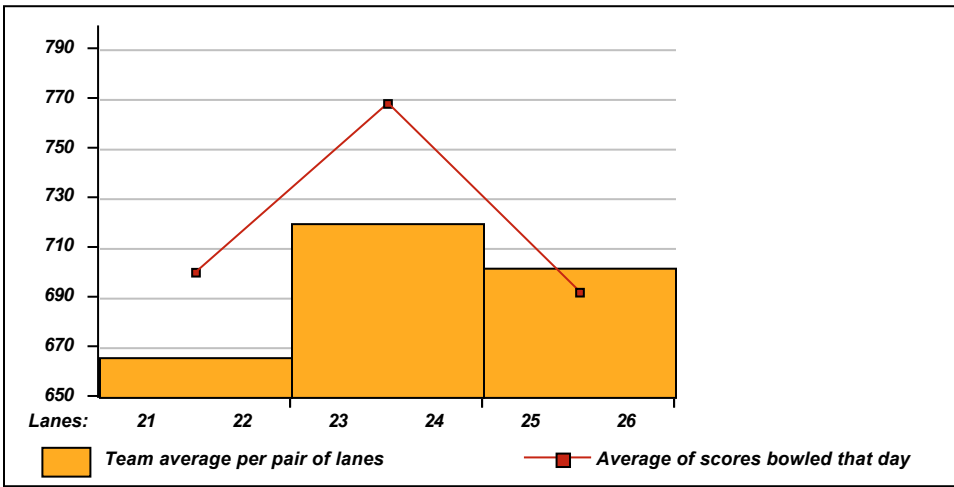
This Week's Statistics: Lefties vs Righties

Unless designated left handed, bowlers are considered right handed.

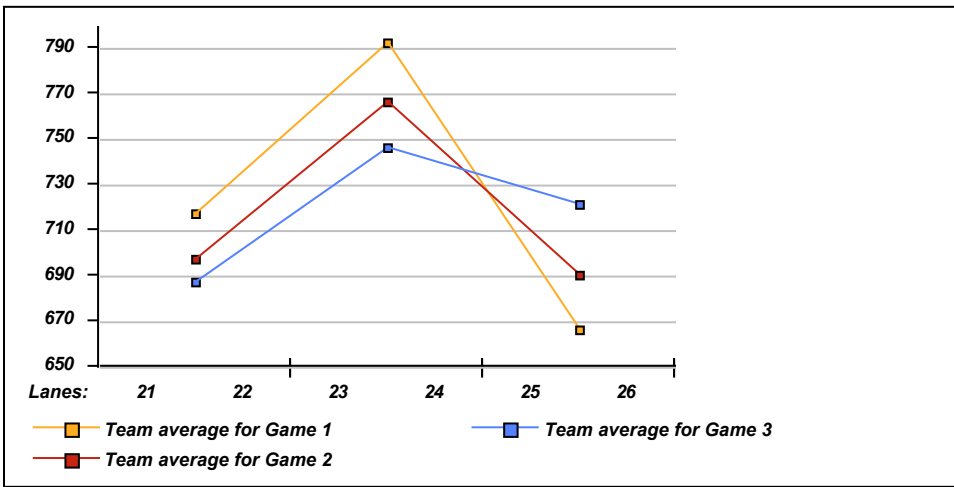
	Over All	Right	Left
How many people bowled	16	14	2
Number of games bowled	48	42	6
Actual average of week's scores	187.02	184.71	203.17
How many games above average	32	27	5
How many games below average	15	14	1
Pins above/below average per game	11.52	9.36	26.67
How many people raised average	13	11	2
by this amount	0.56	0.51	0.82
How many people went down	3	3	--
by this amount	-0.29	-0.29	0.00
League average before bowling	175.96	175.82	176.89
League average after bowling	176.35	176.16	177.71
Change in league average	0.40	0.34	0.82
800s	--	--	--
775s	--	--	--
750s	--	--	--
725s	--	--	--
700s	--	--	--
675s	--	--	--
650s	2	2	--
625s	2	2	--
600s	3	1	2
575s	1	1	--
550s	1	1	--
525s	2	2	--
500s	1	1	--
475s	2	2	--
450s	--	--	--
425s	--	--	--
400s	2	2	--
below 400	--	--	--
300s	--	--	--
275s	--	--	--
250s	--	--	--
225s	5	5	--
200s	15	12	3
175s	10	8	2
150s	13	12	1
125s	4	4	--
100s	1	1	--
below 100	--	--	--



Team Average vs Ave of Scores



Average of Scores for Each Game



Amount Over/Under Team Average

