



King of the Hill

Summer Series on Wednesday's at 7pm
For 12 weeks May 19 - August 11
Bowl on Different Sport Patterns Each Week

St. John Evangelist

Sunday 6:00 pm

05/02/2010 Week 15 of 16

Lanes 19 - 28

Stardust Bowl

*** Have FUN! No points awarded this week! ***

Secretary/Treasurer: Charmaine Layman is on Lane 27



Send us a Friend Request on www.Facebook.com/StardustBowl3

League Standing Sheets are on www.BowlStardust.com Sign up for Email Alerts
~Join our Email List! Get League updates, Open Bowl Specials & Coupons!

===== U P C O M I N G T O U R N A M E N T S =====

~King of the Hill Wednesday's @ 7:00pm May 19 - Aug 18
~40 Frame Game Tournament: ALL Summer May 15 - August 15 Any Day, Any Time
~Join a fall league & qualify for the Bowler of the Year Tournament in May



Find us on Facebook

House Jackpots - Enter by the 3rd Frame

~Strike Lotto \$2.00 Entry @ the Front Desk 180 & Under 181 & Over Divisions
~High Roller Jackpot. You Bowl It, You Win a % of the Jackpot!
270-279 = 10% 280-289 = 15% 290-299 = 25% ~300~ = 50%



Find us on Facebook

Team Standings

Place	Lane	#	Team Name	Points Won	Points Lost	%Won	Scratch Pins	Pins + HDCP	High Game	HDCP Game	High Sers	HDCP Sers	Year-To-Date WON	Y-T-D LOST	Y-T-D % WON
1	22	4	Team Lame	80	25	76.2	27636	37668	727	943	2082	2703	80	25	76.2
2	24	6	GOOMERS	61	44	58.1	25032	36711	675	947	1852	2668	61	44	58.1
3	25	7	MISFITS	61	44	58.1	24082	36517	638	914	1835	2663	61	44	58.1
4	19	1	There It Is	54	51	51.4	26249	36230	653	877	1839	2523	54	51	51.4
5	23	5	"Burrito"	54	51	51.4	25069	36391	645	898	1825	2572	54	51	51.4
6	27	9	Team Layman	54	51	51.4	31033	36799	830	957	2273	2654	54	51	51.4
7	21	3	2 Dudes + 2	53	52	50.5	22160	36530	560	874	1570	2518	53	52	50.5
8	20	2	Rock'n Bowl	52	53	49.5	20715	36477	555	899	1461	2557	52	53	49.5
9	26	8	Strike Force	50	55	47.6	21735	36228	577	856	1591	2542	50	55	47.6
10	28	10	BYE	0	0		0	0	0	0	0	0	0	0	

Review of Last Week's Bowling....

Lanes	Team Name	HDCP -1-	HDCP -2-	HDCP -3-	HDCP Total	Last Wk WON	Team Name	HDCP -1-	HDCP -2-	HDCP -3-	HDCP Total	Last Wk WON
19-20	Team Lame	823	819	800	2442	2	GOOMERS	761	844	883	2488	5
21-22	MISFITS	907	914	842	2663	7	Rock'n Bowl	797	861	798	2456	0
23-24	Team Layman	875	835	804	2514	3	"Burrito"	747	836	814	2397	4
25-26	There It Is	860	835	828	2523	5	Strike Force	793	856	765	2414	2
27-28	2 Dudes + 2	790	873	855	2518	7	BYE	0	0	0	0	0

Lane Assignments

16 05/16 19-20 21-22 23-24 25-26 27-28
No points Fun Nite - Nothing Counts

Individual High Averages

Men	Women
195.04 Terry Schotke	174.52 Charmaine Layman
192.77 David Layman	169.70 Jillian Wilcox
188.79 Roy Nowakowski	167.28 Laura Layman
170.20 Jeff Naughton	154.55 Kelly Ruggiero
169.22 Mike Naughton	142.05 Karley Kutka
160.91 Joe Kutka	135.56 Amy Schotke
158.95 Mike Arthur	133.16 Chris Estray
149.20 Larry Zack	125.92 Rose Kliza
144.86 Bill Hansen	123.49 Jackie Grantham
138.10 Tom Goodwin	121.90 Linda Novitski

Season High Scores

Team Scratch Game	Team Scratch Series	Team Handicap Game	Team Handicap Series
830 Team Layman	2273 Team Layman	957 Team Layman	2703 Team Lame
727 Team Lame	2082 Team Lame	947 GOOMERS	2668 GOOMERS
675 GOOMERS	1852 GOOMERS	943 Team Lame	2663 MISFITS

Season High Scores - Continued

	<u>Scratch Game</u>	<u>Scratch Series</u>	<u>Handicap Game</u>	<u>Handicap Series</u>
Men	280 David Layman	724 David Layman	300 David Layman	805 David Layman
	279 Terry Schotke	683 Mike Naughton	295 Jim Estry	797 Mike Naughton
	264 Roy Nowakowski	667 Terry Schotke	294 Terry Schotke	743 Terry Schotke
	245 Jeff Naughton	652 Roy Nowakowski	292 Larry Zack	726 Tom Goodwin
	236 Mike Naughton	568 Joe Kutka	287 Roy Nowakowski	723 Kevin Grooms
Women	226 Karley Kutka	596 Charmaine Layman	302 Rose Kliza	748 Rose Kliza
	223 Kelly Ruggiero	580 Kelly Ruggiero	287 Karley Kutka	742 Kelly Ruggiero
	222 Rose Kliza	564 Jillian Wilcox	283 Kelly Ruggiero	723 Shelby Cavanaugh
	220 Charmaine Layman	530 Laura Layman	255 Kim Naughton	717 Julie Fischer
	216 Laura Layman	508 Rose Kliza	254 Laura Layman	715 Charmaine Layman

Most Improved Average

Men	180 to 192.77 =+12.77 David Layman	182 to 188.79 = +6.79 Roy Nowakowski	190 to 195.04 = +5.04 Terry Schotke
Women	143 to 154.55 =+11.55 Kelly Ruggiero	107 to 113.73 = +6.73 Lynn Lyrta	93 to 99.24 = +6.24 Shelby Cavanaugh

Last Week's Top Scores

	<u>Team Scratch Game</u>	<u>Team Scratch Series</u>	<u>Team Handicap Game</u>	<u>Team Handicap Series</u>
	752 Team Layman	2145 Team Layman	914 MISFITS	2663 MISFITS
	638 MISFITS	1839 There It Is	883 GOOMERS	2523 There It Is
	632 There It Is	1835 MISFITS	875 Team Layman	2518 2 Dudes + 2
	<u>Scratch Game</u>	<u>Scratch Series</u>	<u>Handicap Game</u>	<u>Handicap Series</u>
Men	249 David Layman	641 David Layman	266 David Layman	717 Craig Mikuly
	215 EJ Schuckel	551 Terry Schotke	266 Mike Novitski	692 David Layman
	213 Terry Schotke	542 EJ Schuckel	264 EJ Schuckel	690 John Novitski
	188 Mike Novitski	495 Craig Mikuly	257 Craig Mikuly	689 EJ Schuckel
	184 Jeff Naughton	493 Jeff Naughton	255 John Novitski	651 Mike Novitski
Women	222 Rose Kliza	517 Charmaine Layman	302 Rose Kliza	748 Rose Kliza
	212 Kelly Ruggiero	508 Rose Kliza	263 Kelly Ruggiero	707 Colleen Hansen
	190 Charmaine Layman	494 Laura Layman	253 Kim Naughton	677 Kim Naughton
	186 Laura Layman	493 Jillian Wilcox	244 Colleen Hansen	644 Kelly Ruggiero
	181 Jillian Wilcox	491 Kelly Ruggiero	239 Jackie Grantham	640 Amy Schotke

Weekly Game Over Average
Game - Ave = Difference

Men	188 - 123 = 65	Mike Novitski
	215 - 155 = 60	EJ Schuckel
	249 - 191 = 58	David Layman
Women	222 - 121 = 101	Rose Kliza
	212 - 153 = 59	Kelly Ruggiero
	144 - 88 = 56	Kim Naughton

Weekly Series over Average
Series - Ave = Difference

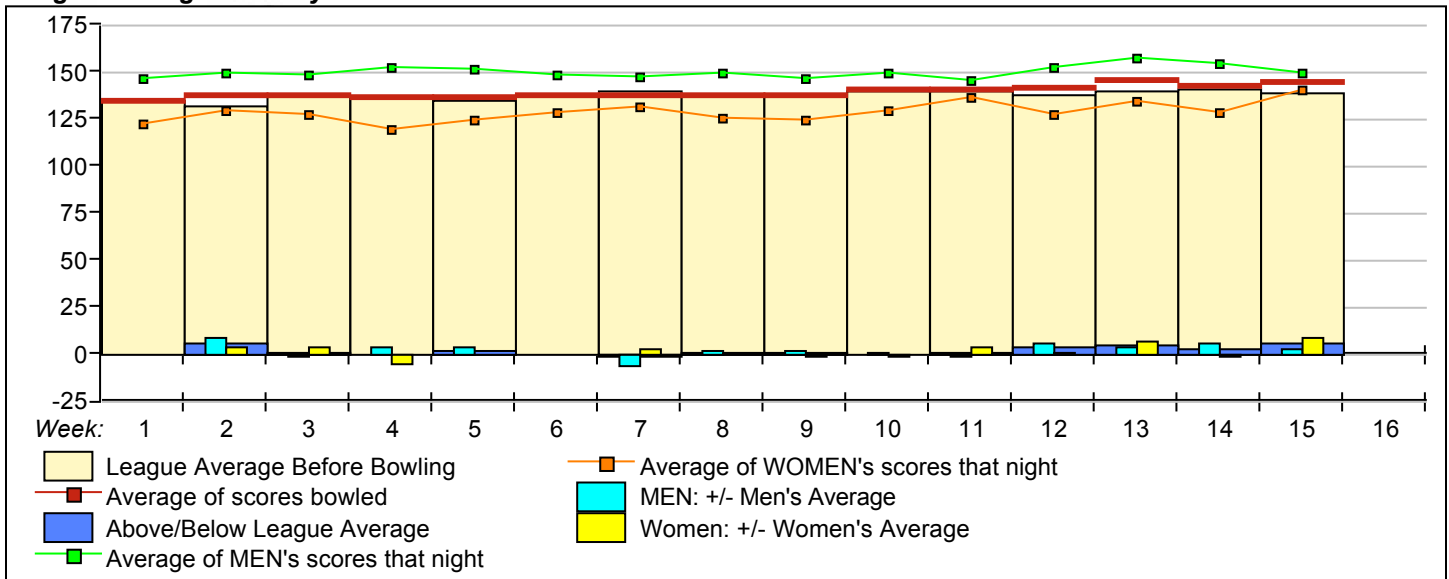
495 - 381 = 114	Craig Mikuly
474 - 390 = 84	John Novitski
542 - 465 = 77	EJ Schuckel
508 - 363 = 145	Rose Kliza
458 - 351 = 107	Colleen Hansen
350 - 264 = 86	Kim Naughton

Team Rosters

Name	True Average	HDCP	Pins	Gms	-1-	-2-	-3-	Total	HDCP Total	High Game	HDCP High Game	High Sers	HDCP Sers	To Raise Avg +1	To Drop Avg -1	250's	700's	Most Improved Ave +/-
1 - There It Is Lane 19 HDCP=225 Ave=588																		
Mike Arthur	158.95	46	6199	39a	148a	148a	148	444	582	224	251	538	639	479	436	--	--	163 -4.05
Judy Sitariski	112.26	88	3031	27	123	128	115	366	633	148	230	412	658	359	328	--	--	112 +0.26
Craig Mikuly	130.33	72	5474	42	183	153	159	495	717	183	257	495	717	421	375	--	--	127 +3.33
Roy Nowakowski	188.79	19	7363	39a	178a	178a	178	534	591	264	287	652	721	575	532	1	--	182 +6.79
2 - Rock'n Bowl Lane 20 HDCP=341 Ave=459																		
Jim Estry	124.15	77	4097	33	128	147	127	402	636	214	295	455	698	403	366	--	--	120 +4.15
Jim Cavanaugh	103.38	96	4032	39	91	86	105	282	567	170	264	387	687	336	293	--	--	106 -2.62
Shelby Cavanaugh	99.24	99	4466	45	125	122	78	325	625	150	252	417	723	334	285	--	--	93 +6.24
Chris Estry	133.16	69	5992	45	110	163	145	418	628	175	245	452	662	440	391	--	--	134 -0.84
Raul Sosa	125.08	76	1501	12				0	0	167	245	397	646	389	373	--	--	
3 - 2 Dudes + 2 Lane 21 HDCP=314 Ave=490																		
Lynn Lyrta	113.73	87	5118	45	85	135	120	340	601	158	248	402	672	354	305	--	--	107 +6.73
Mike Novitski	124.81	77	5242	42	102	127	188	417	651	188	266	417	660	383	337	--	--	122 +2.81
Linda Novitski	121.90	80	4754	39	135	112	92	339	576	176	240	445	679	370	327	--	--	126 -4.10
John Novitski	132.11	70	5945	45	152	183	139	474	690	189	261	485	701	439	390	--	--	132 +0.11
Chad Melendez	122.33	79	1101	9				0	0	189	282	450	729	375	362	--	--	
4 - Team Lane Lane 22 HDCP=202 Ave=614																		
Amy Schotke	135.56	67	6100	45	151	127	158	436	640	181	249	465	678	428	379	--	--	132 +3.56
Kevin Grooms	130.45	72	5479	42	122	126	107	355	568	191	266	486	723	416	370	--	--	128 +2.45
Kelly Ruggiero	154.55	50	6491	42	160	212	119	491	644	223	283	580	742	484	438	--	--	143 +11.55
Terry Schotke	195.04	13	8777	45	187	151	213	551	590	279	294	667	743	631	582	3	--	190 +5.04

Name	True			-1-	-2-	-3-	Total	HDCP Total	High Game	HDCP High Game	High Sers	HDCP Sers	To Raise Avg +1	To Drop Avg -1	250's	700's	Most Improved		
	Average	HDCP	Pins Gms														Ave	+/-	
5 - "Burrito" Lane 23	HDCP=252 Ave=559																		
Warren Fischer	136.00	66	5712	42	126	147	137	410	611	195	268	475	694	453	407	--	--	136	0.00
Karley Kutka	142.05	61	5966	42	130	170	149	449	635	226	287	505	692	469	423	--	--	142	+0.05
Joe Kutka	160.91	45	7241	45	134	141	167	442	574	234	282	568	712	487	438	--	--	162	-1.09
Julie Fischer	121.00	80	5082	42	104	125	108	337	577	159	253	435	717	408	362	--	--	121	0.00
6 - GOOMERS Lane 24	HDCP=258 Ave=552																		
Jackie Grantham	123.49	78	5557	45	105	160	128	393	630	163	242	440	683	395	346	--	--	122	+1.49
Kim Naughton	90.89	108	3272	36	92	114	144	350	677	144	255	350	677	277	237	--	--	86	+4.89
Mike Naughton	169.22	36	7615	45	146	159	167	472	580	236	274	683	797	545	496	--	--	169	+0.22
Jeff Naughton	170.20	36	7659	45	158	151	184	493	601	245	282	552	666	549	500	--	--	167	+3.20
7 - MISFITS Lane 25	HDCP=270 Ave=537																		
Larry Zack	149.20	54	6714	45	132	163	169	464	629	234	292	527	701	486	437	--	--	145	+4.20
Rose Kliza	125.92	76	4533	36	222	135	151	508	748	222	302	508	748	381	341	--	--	122	+3.92
Bill Hansen	144.86	59	6084	42	127	179	99	405	579	193	252	511	688	441	395	--	--	145	-0.14
Colleen Hansen	119.67	81	5026	42	150	161	147	458	707	161	244	458	707	374	328	--	--	118	+1.67
8 - Strike Force Lane 26	HDCP=395 Ave=399																		
Tom Goodwin	138.10	64	5800	42	113	150	137	400	592	186	252	459	726	455	409	--	--	134	+4.10
TJ Goodwin	133.17	69	4794	36	131	123	114	368	572	205	272	506	707	432	392	--	--	136	-2.83
Kim Cloutier	48.67	145	146	3				0	0	55	200	146	581	148	141	--	--		
Mandi Goodwin	80.42	117	965	12	a70	a70	a70	210	561	107	215	271	595	250	234	--	--		
Jim Cloutier	144.33	59	2598	18				0	0	184	238	461	623	447	425	--	--		
EJ Schuckel	160.20	45	2403	15	181	215	146	542	689	218	299	567	810	495	476	--	--		
9 - Team Layman Lane 27	HDCP=184 Ave=634																		
Laura Layman	167.28	38	6524	39	186	168	140	494	608	216	254	530	647	532	489	--	--	167	+0.28
Chris Waszak	101.00	98	303	3				0	0	117	215	303	597	309	302	--	--		
Charmaine Layman	174.52	32	7330	42	180	147	190	517	613	220	252	596	715	545	499	--	--	176	-1.48
David Layman	192.77	16	7518	39	205	249	187	641	692	280	300	724	805	588	545	3	1	180	+12.77
Jim Layman	185.93	22	2789	15				0	0	223	247	623	701	559	540	--	--		
Jillian Wilcox	169.70	36	5600	33	181	148	164	493	601	212	248	564	672	520	483	--	--	170	-0.30
10 - BYE Lane 28	HDCP=0 Ave=0																		

League Average Week-by-Week



****Last Week's High Scores for Immediate Release ****

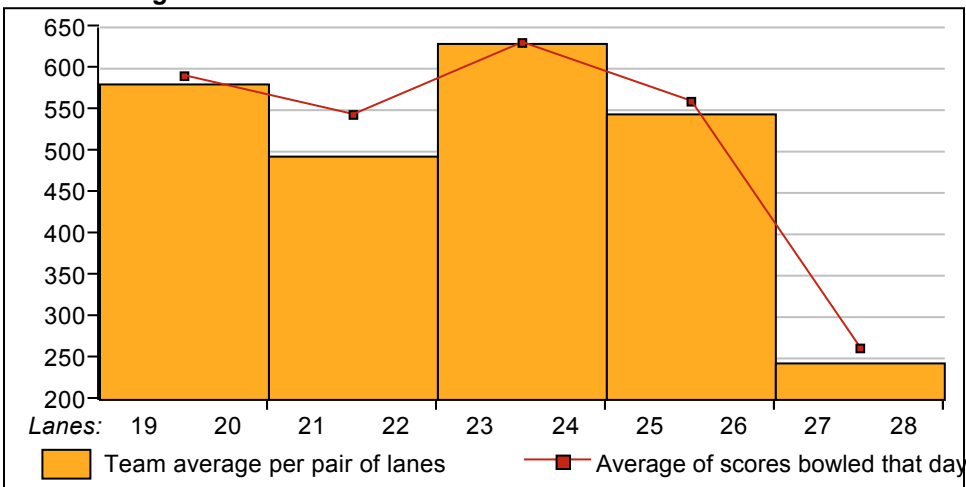
	<u>Scratch Game</u>	<u>Scratch Game</u>	<u>Scratch Series</u>	<u>Scratch Series</u>
Men	249 David Layman	181 EJ Schuckel	641 David Layman	410 Warren Fischer
	215 EJ Schuckel	179 Bill Hansen	551 Terry Schotke	405 Bill Hansen
	213 Terry Schotke	169 Larry Zack	542 EJ Schuckel	402 Jim Estry
	205 David Layman	167 Joe Kutka	495 Craig Mikuly	400 Tom Goodwin
	188 Mike Novitski	167 Mike Naughton	493 Jeff Naughton	368 TJ Goodwin
	187 Terry Schotke	163 Larry Zack	474 John Novitski	355 Kevin Grooms
	187 David Layman	159 Craig Mikuly	472 Mike Naughton	282 Jim Cavanaugh
	184 Jeff Naughton	159 Mike Naughton	464 Larry Zack	
	183 Craig Mikuly	158 Jeff Naughton	442 Joe Kutka	
	183 John Novitski	153 Craig Mikuly	417 Mike Novitski	
Women	222 Rose Kliza	161 Colleen Hansen	517 Charmaine Layman	366 Judy Sitarski
	212 Kelly Ruggiero	160 Kelly Ruggiero	508 Rose Kliza	350 Kim Naughton
	190 Charmaine Layman	160 Jackie Grantham	494 Laura Layman	340 Lynn Lyrta
	186 Laura Layman	158 Amy Schotke	493 Jillian Wilcox	339 Linda Novitski
	181 Jillian Wilcox	151 Amy Schotke	491 Kelly Ruggiero	337 Julie Fischer
	180 Charmaine Layman	151 Rose Kliza	458 Colleen Hansen	325 Shelby Cavanaugh
	170 Karley Kutka	150 Colleen Hansen	449 Karley Kutka	
	168 Laura Layman	149 Karley Kutka	436 Amy Schotke	
	164 Jillian Wilcox	148 Jillian Wilcox	418 Chris Estry	
	163 Chris Estry	147 Charmaine Layman	393 Jackie Grantham	

STARDUST BOWL III

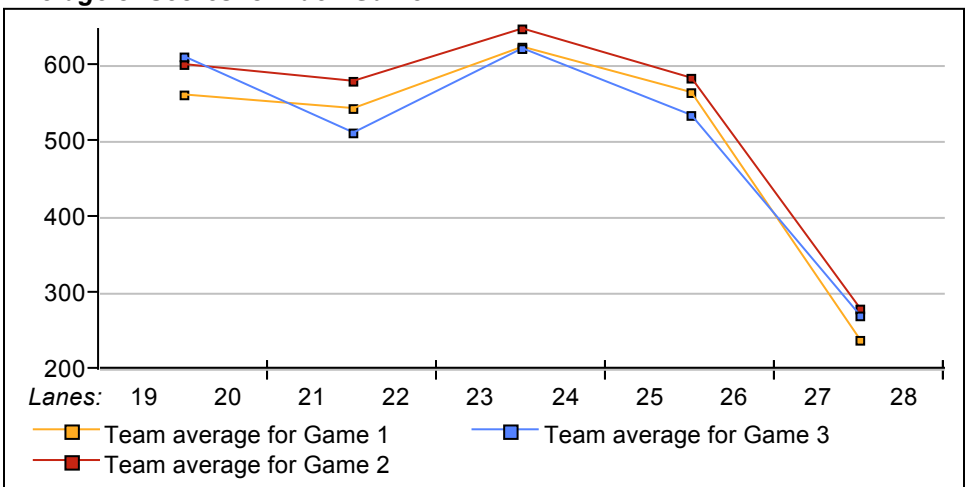
This Week's Statistics

	<u>Over All</u>	<u>Men</u>	<u>Women</u>
How many people bowled	33	17	16
Number of games bowled	99	51	48
Actual average of week's scores	144.72	149.27	139.88
How many games above average	58	25	33
How many games below average	41	26	15
Pins above/below average per game	6.41	3.39	9.63
How many people raised average	18	8	10
by this amount	1.53	1.74	1.37
How many people went down	15	9	6
by this amount	-0.61	-0.76	-0.39
League average before bowling	138.83	146.34	130.85
League average after bowling	139.39	146.76	131.56
Change in league average	0.56	0.41	0.71
800s	--	--	--
775s	--	--	--
750s	--	--	--
725s	--	--	--
700s	--	--	--
675s	--	--	--
650s	--	--	--
625s	1	1	--
600s	--	--	--
575s	--	--	--
550s	1	1	--
525s	1	1	--
500s	2	--	2
475s	5	2	3
450s	4	3	1
425s	3	1	2
400s	6	5	1
below 400	10	3	7
300s	--	--	--
275s	--	--	--
250s	--	--	--
225s	1	1	--
200s	5	3	2
175s	12	8	4
150s	23	12	11
125s	33	17	16
100s	18	7	11
below 100	7	3	4

Team Average vs Ave of Scores



Average of Scores for Each Game



Amount Over/Under Team Average

