

Sunday 11:00 am

## Stardust Bowl

Lanes 25 - 34

**Thanks for bowling with us! We hope to see you next season!**

**Send us a Friend Request on [www.MySpace.com/StardustBowl3](http://www.MySpace.com/StardustBowl3)**

League Standing Sheets are on [www.BowlStardust.com](http://www.BowlStardust.com) Sign up for Email Alerts  
 ~Feb. 1 Super Bowl Party in the Lounge. Lots of Food & \$0.43 Bowling Games!  
 ~Join our NEW Email List! Get League updates, Open Bowl Specials & Coupons!  
 ===== U P C O M I N G T O U R N A M E N T S =====  
 ~Valentine's Doubles February 6-15 9 Dates & Times. 1st Place \$1,000  
 ~St. Patty's 9 Pin No Tap March 13-22 & 8 Is Enough 8 Pin No Tap April 4-26  
 ~THE RETURN OF King of the Hill Friday's March 27 - May 1 @ 10:45pm  
 ~Are you on [www.BowlStardust.com](http://www.BowlStardust.com)? Bowler of the Year Tournament May 8 & 15  
 ~\*NEW\* 40 Frame Game Tournament: May 16 - August 16 Bowl Any Day, Any Time!

### Team Standings

Place	Lane #	Team Name	Points Won	Points Lost	%Won	Scratch Pins	Pins plus High Handicap	HDCP Game	High Sers	HDCP Sers	Year-To-Date WON	Y-T-D LOST	Y-T-D % WON	
1	34	8 Terminators	46	19	70.8	7669	10539	362	484	711	955	46	19	70.8
2	32	4 The 2 Queens!!	38	27	58.5	6530	9990	332	465	597	863	38	27	58.5
3	33	6 Action Power	38	27	58.5	6512	9942	318	435	560	833	38	27	58.5
4	28	10 Pink Pearls	33	32	50.8	3446	10066	190	435	359	849	33	32	50.8
5	25	3 Daddy's Darling Duo	33	32	50.8	4655	9921	217	426	408	834	33	32	50.8
6	30	9 The Slowskis	31	34	47.7	6889	10039	339	446	654	864	31	34	47.7
7	26	5 Princess Power	31	34	47.7	5572	9962	273	439	518	850	31	34	47.7
8	29	1 Tornadoes	26	39	40.0	5586	9580	279	440	508	830	26	39	40.0
9	31	7 Hurricanes	24½	40½	37.7	4929	9847	235	423	438	824	24½	40½	37.7
10	27	2 Team 2	24½	40½	37.7	5225	9837	275	455	521	881	24½	40½	37.7

### Results of Last Week's Bowling.....

Lanes	Team Name	-1-	-2-	HDCP Total	Last Wk WON	Team Name	-1-	-2-	HDCP Total	Last Wk WON
25-26	Terminators	382	403	785	3	<---> Action Power	401	346	747	2
27-28	Pink Pearls	353	353	706	0	<---> The 2 Queens!!	357	378	735	5
29-30	Daddy's Darling Duo	382	392	774	3	<---> Princess Power	414	354	768	2
31-32	The Slowskis	423	432	855	5	<---> Tornadoes	361	361	722	0
33-34	Team 2	359	359	718	0	<---> Hurricanes	398	386	784	5

**Thanks for bowling! We hope you had a good time. See you next season!**

### Individual High Averages

Men	Women	Boys	Girls
180.23 Gus Robinson	179.40 Queen T Lloyd	114.73 Jamie Johnson	93.10 Lauryn Baker
129.45 John Cavanaugh	133.50 Terri Cavanaugh	84.14 Ryan Cavanaugh	82.92 Ashley Lloyd
106.46 Frank Hill	128.00 Michelle Baker-		82.42 Alexis Johnson
76.88 Jon Thrall	107.15 Nicole Robinso		81.60 Ruthie Rakows
	64.04 Yesenia Suaret		74.86 Madision Cava
			72.58 Hailey Hill
			70.04 Belin Guerra

### Season High Scores

Team Scratch Game	Team Scratch Series	Team Handicap Game	Team Handicap Series
362 Terminators	711 Terminators	484 Terminators	955 Terminators
339 The Slowskis	654 The Slowskis	465 The 2 Queens!!	881 Team 2
332 The 2 Queens!!	597 The 2 Queens!!	455 Team 2	864 The Slowskis

**Bowlers must have a minimum of 17 games to be eligible for any league award.**

Men	Scratch Game	Scratch Series	Handicap Game	Handicap Series
254 Gus Robinson	468 Gus Robinson	290 Gus Robinson	540 Gus Robinson	
179 John Cavanaugh	338 John Cavanaugh	247 John Cavanaugh	474 John Cavanaugh	
132 Frank Hill	249 Frank Hill	221 Frank Hill	433 Frank Hill	
100 Jon Thrall	167 Jon Thrall	213 Jon Thrall	398 Jon Thrall	

Women	Scratch Game	Scratch Series	Handicap Game	Handicap Series
234 Queen T Lloyd	433 Queen T Lloyd	264 Queen T Lloyd	493 Queen T Lloyd	
201 Terri Cavanaugh	340 Terri Cavanaugh	259 Terri Cavanaugh	449 Terri Cavanaugh	
172 Michelle Baker-Kioese	307 Michelle Baker-Kioese	243 Michelle Baker-Kioese	447 Michelle Baker-Kioese	
168 Nicole Robinson	267 Nicole Robinson	238 Nicole Robinson	424 Yesenia Suaret	
96 Yesenia Suaret	172 Yesenia Suaret	222 Yesenia Suaret	419 Nicole Robinson	

Sunday 11:00 am

**Stardust Bowl**

Lanes 25 - 34

*Thanks for bowling with us! We hope to see you next season!*

**Season High Scores - Continued**

<b>Boys</b>	147 Jamie Johnson	272 Jamie Johnson	236 Jamie Johnson	434 Jamie Johnson
	110 Ryan Cavanaugh	194 Ryan Cavanaugh	215 Ryan Cavanaugh	402 Ryan Cavanaugh
<b>Girls</b>	140 Lauryn Baker	223 Lauryn Baker	242 Lauryn Baker	435 Belin Guerra
	112 Ashley Lloyd	209 Alexis Johnson	226 Belin Guerra	427 Alexis Johnson
	110 Alexis Johnson	207 Ruthie Rakowski	218 Ashley Lloyd	423 Ruthie Rakowski
	104 Ruthie Rakowski	192 Ashley Lloyd	217 Alexis Johnson	421 Lauryn Baker
	97 Madison Cavanaugh	187 Belin Guerra	212 Madison Cavanaugh	407 Madison Cavanaugh
			212 Ruthie Rakowski	

**Most Improved Average**

<b>Men</b>	171 to 180.23 = +9.23 Gus Robinson	75 to 76.88 = +1.88 Jon Thrall	105 to 106.46 = +1.46 Frank Hill
<b>Women</b>	60 to 64.04 = +4.04 Yesenia Suaret	126 to 128.00 = +2.00 Michelle Baker-Ki	180 to 179.40 = -0.60 Queen T Lloyd
<b>Boys</b>	112 to 114.73 = +2.73 Jamie Johnson	86 to 84.14 = -1.86 Ryan Cavanaugh	
<b>Girls</b>	65 to 70.04 = +5.04 Belin Guerra	78 to 82.42 = +4.42 Alexis Johnson	72 to 74.86 = +2.86 Madison Cavana

**Last Week's Top Scores**

	<u>Team Scratch Game</u>	<u>Team Scratch Series</u>	<u>Team Handicap Game</u>	<u>Team Handicap Series</u>
	325 The Slowskis	641 The Slowskis	432 The Slowskis	855 The Slowskis
	308 Terminators	595 Terminators	414 Princess Power	785 Terminators
	260 Action Power	489 The 2 Queens!!	403 Terminators	784 Hurricanes
	<u>Scratch Game</u>	<u>Scratch Series</u>	<u>Handicap Game</u>	<u>Handicap Series</u>
<b>Men</b>	256 Brian Rakowski	482 Brian Rakowski	256 Brian Rakowski	482 Brian Rakowski
	179 Gus Robinson	337 Gus Robinson	208 Frank Hill	402 Frank Hill
	170 Jim Thrall	303 Jim Thrall	201 Jon Thrall	384 Jon Thrall
	123 Frank Hill	232 Frank Hill	200 Jim Thrall	371 Gus Robinson
	90 Jon Thrall	162 Jon Thrall	196 Gus Robinson	363 Jim Thrall
<b>Women</b>	176 Queen T Lloyd	341 Queen T Lloyd	234 Michelle Baker-Kioese	424 Michelle Baker-Kioese
	168 Michelle Baker-Kioese	292 Michelle Baker-Kioese	209 Nicole Robinson	406 Nicole Robinson
	125 Nicole Robinson	238 Nicole Robinson	194 Queen T Lloyd	377 Queen T Lloyd
<b>Boys</b>	129 Jamie Johnson	258 Jamie Johnson	207 Jamie Johnson	414 Jamie Johnson
<b>Girls</b>	90 Ruthie Rakowski	166 Alexis Johnson	197 Ruthie Rakowski	378 Alexis Johnson
	85 Lauryn Baker	159 Ruthie Rakowski	189 Alexis Johnson	373 Ruthie Rakowski
	83 Alexis Johnson	154 Lauryn Baker	188 Hailey Hill	372 Hailey Hill
	79 Ashley Lloyd	148 Ashley Lloyd	184 Ashley Lloyd	358 Ashley Lloyd
	73 Hailey Hill	142 Hailey Hill	180 Lauryn Baker	344 Lauryn Baker

**Team Rosters**

Name	Average	True HDCP	Pins	Gms	-1-	-2-	Total	HDCP Total	High Game	HDCP Game	High Sers	HDCP Sers	To Raise Avg +1	To Drop Avg -1	200's	600's	Most Improved Ave +/-	
<b>1 - Tornadoes</b> Lane 29	HDCP=164 Ave=217																	
Ryan Cavanaugh	84.14	104	1851	22	a74	a74	148	356	110	215	194	402	189	164	--	--	86 -1.86	
Terri Cavanaugh	133.50	60	2937	22a	123a	123	246	366	201	259	340	449	279	254	1	--	136 -2.50	
<b>2 - Team 2</b> Lane 27	HDCP=176 Ave=203																	
Madison Cavanaugh	74.86	113	1647	22	a64	a64	128	354	97	212	183	407	153	128	--	--	72 +2.86	
John Cavanaugh	129.45	63	2848	22a	119a	119	238	364	179	247	338	474	272	247	--	--	130 -0.55	
<b>3 - Daddy's Darling Duo</b> Lane 25	HDCP=199 Ave=178																	
Hailey j. Hill	72.58	115	1887	26	73	69	142	372	91	207	170	401	157	128	--	--	73 -0.42	
Frank Hill	106.46	84	2768	26	109	123	232	402	132	221	249	433	228	199	--	--	105 +1.46	
Kendra Hill		72	0	0			0	0	0		0				--	--		
<b>4 - The 2 Queens!!</b> Lane 32	HDCP=124 Ave=261																	
Ashley Lloyd	82.92	106	2156	26	69	79	148	358	112	218	192	404	168	139	--	--	83 -0.08	
Queen T Lloyd	179.40	18	3588	20	165	176	341	377	234	264	433	493	372	349	5	--	180 -0.60	
Dennis Lloyd	131.00	62	786	6			0	0	151	205	279	387	270	261	--	--		
<b>5 - Princess Power</b> Lane 26	HDCP=160 Ave=221																	
Lauryn Baker	93.10	96	1862	20	85	69	154	344	140	242	223	421	206	183	--	--	94 -0.90	
Michelle Baker-Kioese	128.00	64	2560	20	168	124	292	424	172	243	307	447	278	255	--	--	126 +2.00	
<b>6 - Action Power</b> Lane 33	HDCP=128 Ave=257																	
Jennifer M. Thrall	181.64	17	2543	14			0	0	235	243	426	456	369	352	4	--		
Jon Thrall	76.88	111	1999	26	90	72	162	384	100	213	167	398	157	128	--	--	75 +1.88	
Jim Thrall	164.17	32	1970	12	170	133	303	363	200	235	372	442	340	325	2	--		

Sunday 11:00 am

## Stardust Bowl

Lanes 25 - 34

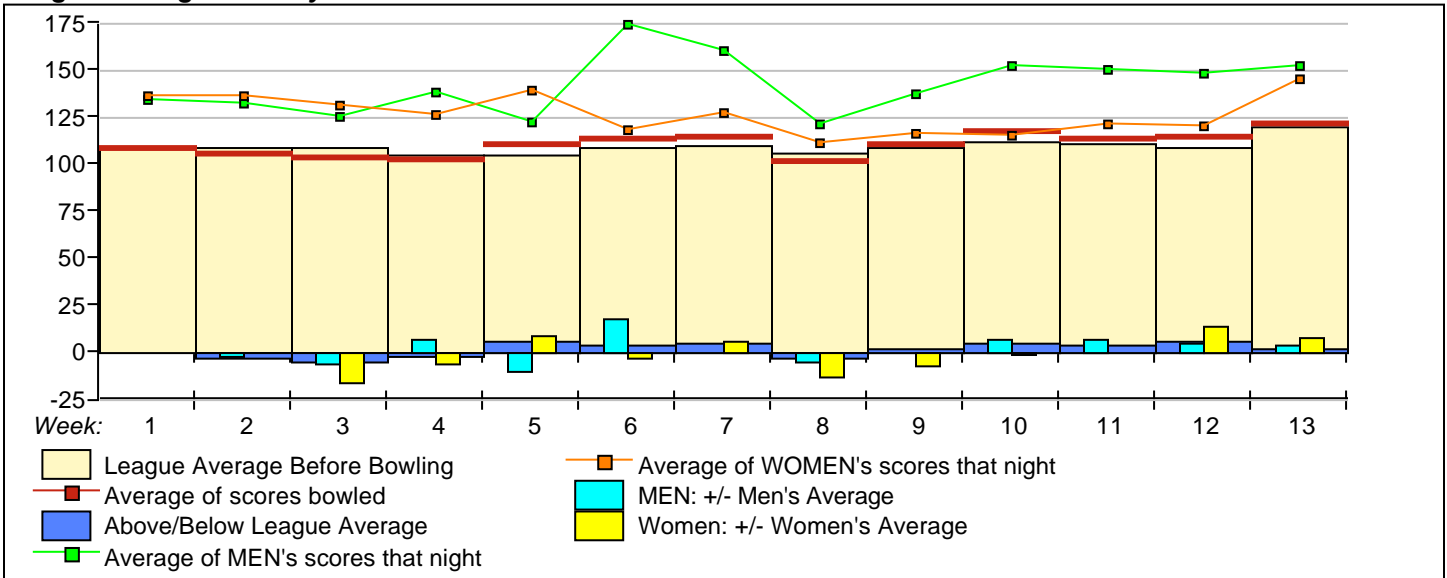
*Thanks for bowling with us! We hope to see you next season!*

Name	True Average	HDCP	Pins	Gms	-1-	-2-	Total	HDCP Total	High Game	HDCP Game	High Sers	HDCP Sers	To Raise Avg+1	To Drop Avg-1	200's	600's	Most Improved Ave	+/-
<b>7 - Hurricanes</b> Lane 31 HDCP=189 Ave=189																		
Alexis Johnson	82.42	106	2143	26	83	83	166	378	110	217	209	427	181	152	--	--	78	+4.42
Nicole Robinson	107.15	83	2786	26	125	113	238	406	168	238	267	419	238	209	--	--	108	-0.85
<b>8 - Terminators</b> Lane 34 HDCP=95 Ave=294																		
Jamie Johnson	114.73	77	2983	26	129	129	258	414	147	236	272	434	237	208	--	--	112	+2.73
Gus Robinson	180.23	18	4686	26	158	179	337	371	254	290	468	540	382	353	9	--	171	+9.23
<b>9 - The Slowskis</b> Lane 30 HDCP=143 Ave=240																		
Ruthie Rakowski	81.60	107	1632	20	90	69	159	373	104	212	207	423	172	149	--	--	81	+0.60
Stacie Rakowski	159.50	36	957	6			0	0	203	240	375	449	323	314	1	--		
Brian Rakowski	214.00	0	2996	14	226	256	482	482	258	258	496	496	444	427	9	--		
<b>10 - Pink Pearls</b> Lane 28 HDCP=239 Ave=134																		
Yesenia Suaret	64.04	122	1537	24	a54	a54	108	352	96	222	172	424	153	126	--	--	60	+4.04
Belin Guerra	70.04	117	1681	24	a60	a60	120	354	94	226	187	435	165	138	--	--	65	+5.04

### Temporary Substitutes

Name	True Average	HDCP	Pins	Gms	-1-	-2-	Total	HDCP Total	High Game	HDCP Game	High Sers	HDCP Sers	To Raise Avg+1	To Drop Avg-1	200's	600's	Most Improved Ave	+/-
Michelle Kloese	72	0	0	0			0	0	0	0	0	0			--	--		

### League Average Week-by-Week



Sunday 11:00 am

***Stardust Bowl***

Lanes 25 - 34

*Thanks for bowling with us! We hope to see you next season!*

STARDUST BOWL III

Sunday 11:00 am

**Stardust Bowl**

Lanes 25 - 34

**Thanks for bowling with us! We hope to see you next season!****\*\*Last Week's High Scores for Immediate Release\*\***

	<u>Scratch Game</u>	<u>Scratch Game</u>	<u>Scratch Series</u>	<u>Scratch Series</u>
<b>Men</b>	256 Brian Rakowski	133 Jim Thrall	482 Brian Rakowski	
	226 Brian Rakowski	123 Frank Hill	337 Gus Robinson	
	179 Gus Robinson	109 Frank Hill	303 Jim Thrall	
	170 Jim Thrall	90 Jon Thrall	232 Frank Hill	
	158 Gus Robinson	72 Jon Thrall	162 Jon Thrall	
<b>Women</b>	176 Queen T Lloyd	125 Nicole Robinson	341 Queen T Lloyd	
	168 Michelle Baker-Kioese	124 Michelle Baker-Kioese	292 Michelle Baker-Kioese	
	165 Queen T Lloyd	113 Nicole Robinson	238 Nicole Robinson	
<b>Boys</b>	129 Jamie Johnson	129 Jamie Johnson	258 Jamie Johnson	
<b>Girls</b>	90 Ruthie Rakowski	73 Hailey Hill	166 Alexis Johnson	
	85 Lauryn Baker	69 Hailey Hill	159 Ruthie Rakowski	
	83 Alexis Johnson	69 Ashley Lloyd	154 Lauryn Baker	
	83 Alexis Johnson	69 Lauryn Baker	148 Ashley Lloyd	
	79 Ashley Lloyd	69 Ruthie Rakowski	142 Hailey Hill	

STARDUST BOWL III

Sunday 11:00 am

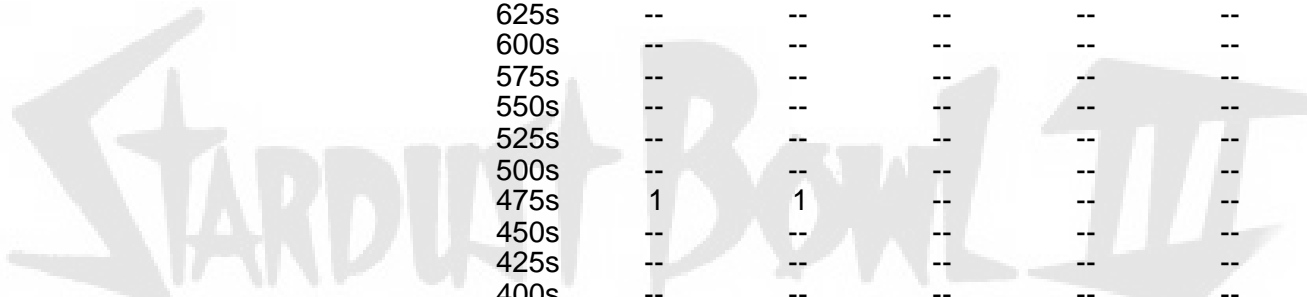
## Stardust Bowl

Lanes 25 - 34

*Thanks for bowling with us! We hope to see you next season!*

### This Week's Statistics

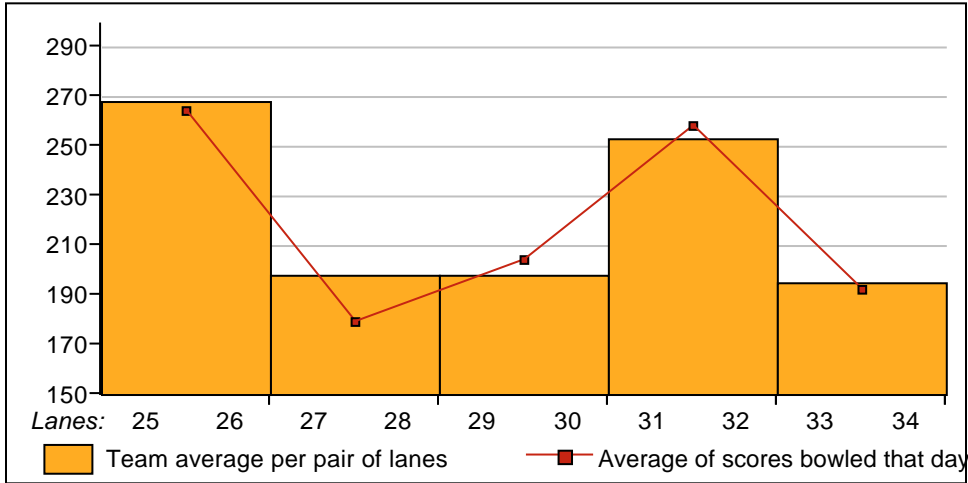
	<u>Over All</u>	<u>Men</u>	<u>Women</u>	<u>Boys</u>	<u>Girls</u>
How many people bowled	14	5	3	1	5
Number of games bowled	28	10	6	2	10
Actual average of week's scores	121.93	151.60	145.17	129.00	76.90
How many games above average	15	6	3	2	4
How many games below average	13	4	3	0	6
Pins above/below average per game	2.36	4.20	7.83	16.00	-5.50
How many people raised average	7	3	2	1	1
by this amount	1.41	1.88	1.49	1.19	0.05
how many people went down	7	2	1	--	4
by this amount	-1.06	-1.76	-0.99	0.00	-0.72
League average before bowling	120.08	147.92	137.52	113.54	83.09
League average after bowling	120.26	148.35	138.18	114.73	82.52
Change in league average	0.18	0.43	0.67	1.19	-0.57
800s	--	--	--	--	--
775s	--	--	--	--	--
750s	--	--	--	--	--
725s	--	--	--	--	--
700s	--	--	--	--	--
675s	--	--	--	--	--
650s	--	--	--	--	--
625s	--	--	--	--	--
600s	--	--	--	--	--
575s	--	--	--	--	--
550s	--	--	--	--	--
525s	--	--	--	--	--
500s	--	--	--	--	--
475s	1	1	--	--	--
450s	--	--	--	--	--
425s	--	--	--	--	--
400s	--	--	--	--	--
below 400	13	4	3	1	5
300s	--	--	--	--	--
275s	--	--	--	--	--
250s	1	1	--	--	--
225s	1	1	--	--	--
200s	--	--	--	--	--
175s	2	1	1	--	--
150s	4	2	2	--	--
125s	4	1	1	2	--
100s	4	2	2	--	--
below 100	12	2	--	--	10



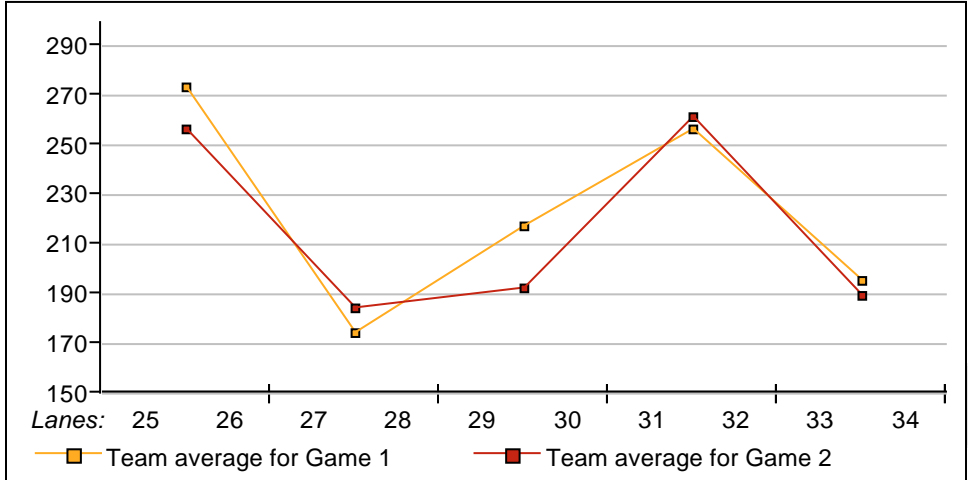
## Stardust Bowl

Thanks for bowling with us! We hope to see you next season!

Team Average vs Ave of Scores



Average of Scores for Each Game



Amount Over/Under Team Average

