



King of the Hill

Summer Series on Wednesday's at 7pm
For 12 weeks May 19 - August 11
Bowl on Different Sport Patterns Each Week

School Dist. 170

Sunday 6:00 pm

05/02/2010 Week 17 of 17

Stardust Bowl

Thank you for bowling with us! We hope to see you next season!

President: Narce Cannek is on Lane 6

Secretary/Treasurer: Michelle Headley is on Lane 4



Send us a Friend Request on www.Facebook.com/StardustBowl3

League Standing Sheets are on www.BowlStardust.com Sign up for Email Alerts
~Join our Email List! Get League updates, Open Bowl Specials & Coupons!

===== U P C O M I N G T O U R N A M E N T S =====

~King of the Hill Wednesday's @ 7:00pm May 19 - Aug 18

~40 Frame Game Tournament: ALL Summer May 15 - August 15 Any Day, Any Time

~Join a fall league & qualify for the Bowler of the Year Tournament in May



Find us on Facebook

House Jackpots - Enter by the 3rd Frame

~Strike Lotto \$2.00 Entry @ the Front Desk 180 & Under 181 & Over Divisions

~High Roller Jackpot. You Bowl It, You Win a % of the Jackpot!

270-279 = 10% 280-289 = 15% 290-299 = 25% ~300~ = 50%



Find us on Facebook

Team Standings

Place	Lane	#	Team Name	Points Won	Points Lost	%Won	Scratch Pins	Pins + HDCP	High Game	HDCP Game	High Sers	HDCP Sers	Year-To-Date WON	Y-T-D LOST	Y-T-D % WON
1	4	1	Snooze Ya Lose	73	46	61.3	34546	39778	811	914	2309	2618	73	46	61.3
2	2	4	Hi-Lo Bowlers	70	49	58.8	29625	39075	668	844	1899	2428	70	49	58.8
3	5	2	Dumb Asses Plus One	63	56	52.9	33828	39894	786	898	2171	2581	63	56	52.9
4	6	3	Strike Force	57	62	47.9	31313	38960	761	926	2006	2501	57	62	47.9
5	1	5	Team #5	51	68	42.9	26765	38294	642	873	1698	2367	51	68	42.9
6	3	6	The Happy Hookers	43	76	36.1	25467	38010	635	866	1820	2406	43	76	36.1

Review of Last Week's Bowling.....

Lanes	Team Name	HDCP -1-	HDCP -2-	HDCP -3-	HDCP Total	Last Wk WON	Team Name	HDCP -1-	HDCP -2-	HDCP -3-	HDCP Total	Last Wk WON
1-2	Snooze Ya Lose	689	768	769	2226	2	Hi-Lo Bowlers	754	826	735	2315	5
3-4	Dumb Asses Plus	761	697	715	2173	2	Strike Force	709	809	766	2284	5
5-6	Team #5	713	741	733	2187	2	The Happy Hookers	700	776	746	2222	5

Thanks for bowling! We hope you had a good time. See you next season!

Individual High Averages

Men	Women
183.67 Tony Calcaterra	194.20 Michelle Headley
181.88 Kevin Kahle	150.48 Lisa Knott
177.44 Scott Henry	135.83 Eilen Farrell
175.06 Larry Cannek	128.92 Kathie Kahle
170.63 Matthew Knott	125.90 Narce Cannek
167.65 Wade Farrell	123.23 Danielle Ruiz
166.02 Lee Franklin	116.04 Doreen Gregori
165.75 Don Stipe	114.56 Debbie Ruiz
164.12 Rick Gregori	100.86 Madeline Henry
163.78 John Knott	97.78 Tamara Gorski

Season High Scores

Team Scratch Game	Team Scratch Series	Team Handicap Game	Team Handicap Series
811 Snooze Ya Lose	2309 Snooze Ya Lose	926 Strike Force	2618 Snooze Ya Lose
786 Dumb Asses Plus One	2171 Dumb Asses Plus One	914 Snooze Ya Lose	2581 Dumb Asses Plu
761 Strike Force	2006 Strike Force	898 Dumb Asses Plus One	2501 Strike Force

Bowlers must have completed a minimum of 34 games to be eligible for any league award.

Men	Scratch Game	Scratch Series	Handicap Game	Handicap Series
252	Tony Calcaterra	677 Tony Calcaterra	269 Tony Calcaterra	732 Lee Franklin
247	Larry Cannek	624 Lee Franklin	267 Larry Cannek	719 Tony Calcaterra
245	Scott Henry	619 Wade Farrell	267 Scott Henry	718 Wade Farrell
236	Kevin Kahle	613 Scott Henry	263 John Knott	688 John Knott
232	John Knott	603 Kevin Kahle	262 Matthew Knott	678 Don Stipe
232	Matthew Knott			

Season High Scores - Continued

Women	267 Michelle Headley	672 Michelle Headley	271 Michelle Headley	707 Kathie Kahle
	213 Lisa Knott	555 Lisa Knott	265 Narce Cannek	684 Michelle Headley
	205 Narce Cannek	497 Kathie Kahle	253 Lisa Knott	669 Lisa Knott
	179 Kathie Kahle	463 Eilen Farrell	249 Kathie Kahle	641 Danielle Ruiz
	179 Eilen Farrell	446 Danielle Ruiz	239 Danielle Ruiz	640 Madeline Henry

Most Improved Average

Men	158 to 170.63 =+12.63 Matthew Knott	157 to 164.12 = +7.12 Rick Gregori	159 to 165.75 = +6.75 Don Stipe
Women	15 to 135.83 =+20.83 Eilen Farrell	122 to 128.92 = +6.92 Kathie Kahle	94 to 100.86 = +6.86 Madeline Henry

Last Week's Top Scores

Team Scratch Game	Team Scratch Series	Team Handicap Game	Team Handicap Series
676 Snooze Ya Lose	1947 Snooze Ya Lose	826 Hi-Lo Bowlers	2315 Hi-Lo Bowlers
659 Strike Force	1861 Dumb Asses Plus One	809 Strike Force	2284 Strike Force
657 Dumb Asses Plus One	1834 Strike Force	776 The Happy Hookers	2226 Snooze Ya Lose
Scratch Game	Scratch Series	Handicap Game	Handicap Series
Men	222 Lee Franklin	562 Lee Franklin	250 Lee Franklin
	214 Kevin Kahle	555 Wade Farrell	233 Wade Farrell
	206 Wade Farrell	529 Kevin Kahle	228 Kevin Kahle
	194 John Knott	508 Scott Henry	223 John Knott
	190 Scott Henry	505 John Knott	208 Scott Henry
Women	224 Michelle Headley	536 Michelle Headley	245 Narce Cannek
	185 Narce Cannek	442 Eilen Farrell	228 Michelle Headley
	171 Eilen Farrell	439 Narce Cannek	223 Eilen Farrell
	159 Danielle Ruiz	407 Danielle Ruiz	221 Danielle Ruiz
	150 Kathie Kahle	404 Kathie Kahle	207 Kathie Kahle
			619 Narce Cannek
			598 Eilen Farrell
			593 Danielle Ruiz
			575 Kathie Kahle
			548 Michelle Headley

Weekly Game Over Average
Game - Ave = Difference

Men	222 - 164 = 58 Lee Franklin
	206 - 166 = 40 Wade Farrell
	214 - 182 = 32 Kevin Kahle
Women	185 - 124 = 61 Narce Cannek
	159 - 122 = 37 Danielle Ruiz
	171 - 135 = 36 Eilen Farrell

Weekly Series over Average
Series - Ave = Difference

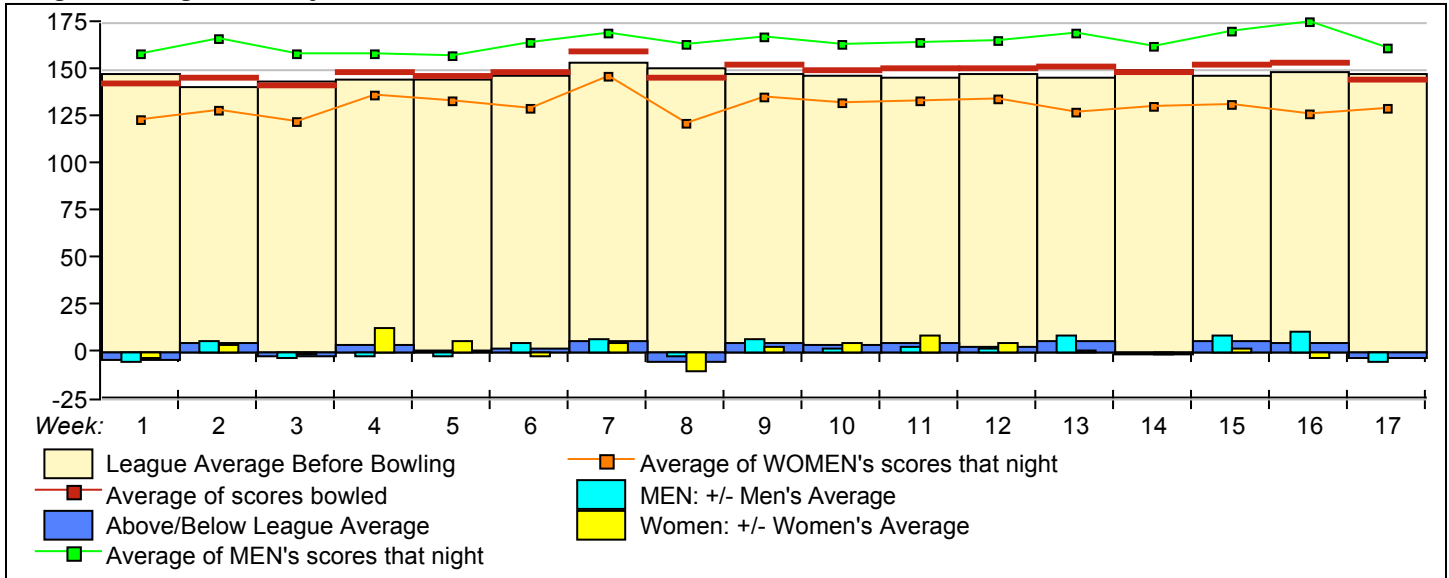
562 - 492 = 70 Lee Franklin
555 - 498 = 57 Wade Farrell
369 - 351 = 18 Rick Troy
439 - 372 = 67 Narce Cannek
407 - 366 = 41 Danielle Ruiz
442 - 405 = 37 Eilen Farrell

Team Rosters

Name	True Average	HDCP	Pins	Gms	-1-	-2-	-3-	Total	HDCP Total	High Game	HDCP High Game	High Sers	HDCP Sers	To Raise Avg +1	To Drop Avg -1	225's	650's	Most Improved Ave +/-
1 - Snooze Ya Lose Lane 4 HDCP=94 Ave=681																		
Don Stipe	165.75	28	8453	51	125	120	155	400	478	219	247	569	678	511	456	--	--	159 +6.75
Dwight Ballard	156.11	35	7025	45	156	164	129	449	554	214	250	564	672	511	462	--	--	156 +0.11
Michelle Headley	194.20	4	9904	51	142	224	170	536	548	267	271	672	684	626	571	8	3	200 -5.80
Lee Franklin	166.02	27	8467	51	173	167	222	562	646	227	260	624	732	551	496	1	--	162 +4.02
Marlene Ballard	116.17	67	697	6				0	0	121	185	362	554	356	346	--	--	
2 - Dumb Asses Plus One Lane 5 HDCP=106 Ave=666																		
John Knott	163.78	29	8353	51	194	140	171	505	592	232	263	572	688	503	448	1	--	173 -9.22
Lisa Knott	150.48	40	7223	48	130	138	132	400	517	213	253	555	669	478	426	--	--	166 -15.52
Matthew Knott	170.63	24	6825	40a	160a	160a	160	480	552	232	262	591	672	528	484	1	--	158 +12.63
Tony Calcaterra	183.67	13	8265	45	173	155	148	476	512	252	269	677	719	567	518	5	1	191 -7.33
3 - Strike Force Lane 6 HDCP=152 Ave=609																		
Kathie Kahle	128.92	57	6575	51	138	150	116	404	575	179	249	497	707	391	336	--	--	122 +6.92
Narce Cannek	125.90	60	6043	48	108	146	185	439	619	205	265	439	619	383	331	--	--	123 +2.90
Larry Cannek	175.06	20	8403	48	166	149	147	462	519	247	267	601	661	573	521	3	--	180 -4.94
Kevin Kahle	181.88	15	8730	48	147	214	168	529	571	236	252	603	660	552	500	1	--	188 -6.13
Cyndy Zeibert	179.00	16	537	3				0	0	213	229	537	585	543	536	--	--	
Dan Hayes	175.00	20	1050	6				0	0	216	233	534	585	534	524	--	--	
Annette Hayes	172.67	22	1554	9				0	0	222	247	544	619	522	509	--	--	
4 - Hi-Lo Bowlers Lane 2 HDCP=173 Ave=582																		
Eilen Farrell	135.83	52	6520	48	127	171	144	442	598	179	235	463	622	416	364	--	--	115 +20.83
Doreen Gregori	116.04	67	5222	45	86	127	100	313	514	150	218	382	592	394	345	--	--	110 +6.04
Rick Gregori	164.12	28	8370	51	161	175	147	483	567	215	244	563	650	540	485	--	--	157 +7.12
Wade Farrell	167.65	26	8550	51	206	179	170	555	636	226	259	619	718	522	467	1	--	173 -5.35
5 - Team #5 Lane 1 HDCP=216 Ave=528																		
Jason Headley	154.15	36	7245	47a	144a	144a	144	432	540	216	256	553	673	505	454	--	--	151 +3.15
Tamara Gorski	97.78	82	4400	45	114	92	89	295	541	147	234	331	616	304	255	--	--	93 +4.78
Madeline Henry	100.86	80	5144	51	91	119	94	304	544	139	224	391	640	310	255	--	--	94 +6.86
Scott Henry	177.44	18	8517	48	148	170	190	508	562	245	267	613	676	561	509	2	--	180 -2.56

Name	True							HDCP High					To Raise		To Drop		Most Improved		
	Average	HDCP	Pins	Gms	-1-	-2-	-3-	Total	Total	Game	Game	Sers	Sers	Avg +1	Avg -1	225's	650's	Ave	+/-
6 - The Happy Hookers Lane 3 HDCP=238 Ave=500																			
Debbie Ruiz	114.56	68	5155	45	87	131	103	321	525	146	217	403	610	365	316	--	--	111	+3.56
Danielle Ruiz	123.23	61	5299	43	115	133	159	407	593	176	239	446	641	405	358	--	--	119	+4.23
Rick Troy	118.20	65	5319	45	123	137	109	369	567	154	227	440	659	393	344	--	--	113	+5.20
Craig Tornow	145.27	44	5956	41a	135a	135a	135	405	537	191	236	502	637	468	423	--	--	145	+0.27
Kelsey Troy	79.67	96	239	3				0	0	83	179	239	527	241	234	--	--		

League Average Week-by-Week



****Last Week's High Scores for Immediate Release ****

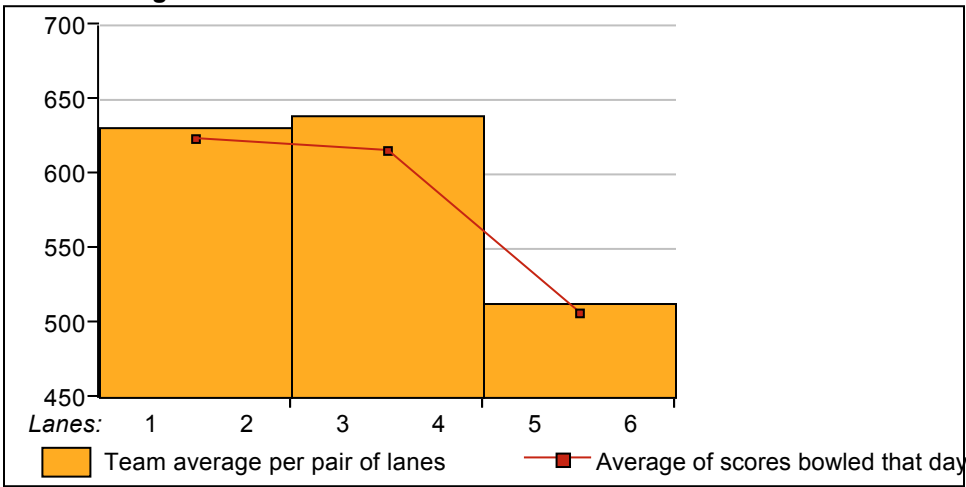
	<u>Scratch Game</u>	<u>Scratch Game</u>	<u>Scratch Series</u>	<u>Scratch Series</u>
Men	222 Lee Franklin	170 Scott Henry	562 Lee Franklin	369 Rick Troy
	214 Kevin Kahle	170 Wade Farrell	555 Wade Farrell	
	206 Wade Farrell	168 Kevin Kahle	529 Kevin Kahle	
	194 John Knott	167 Lee Franklin	508 Scott Henry	
	190 Scott Henry	166 Larry Cannek	505 John Knott	
	179 Wade Farrell	164 Dwight Ballard	483 Rick Gregori	
	175 Rick Gregori	161 Rick Gregori	476 Tony Calcaterra	
	173 Lee Franklin	156 Dwight Ballard	462 Larry Cannek	
	173 Tony Calcaterra	155 Don Stipe	449 Dwight Ballard	
	171 John Knott	155 Tony Calcaterra	400 Don Stipe	
Women	224 Michelle Headley	138 Kathie Kahle	536 Michelle Headley	
	185 Narce Cannek	133 Danielle Ruiz	442 Eilen Farrell	
	171 Eilen Farrell	132 Lisa Knott	439 Narce Cannek	
	170 Michelle Headley	131 Debbie Ruiz	407 Danielle Ruiz	
	159 Danielle Ruiz	130 Lisa Knott	404 Kathie Kahle	
	150 Kathie Kahle	127 Doreen Gregori	400 Lisa Knott	
	146 Narce Cannek	127 Eilen Farrell	321 Debbie Ruiz	
	144 Eilen Farrell	119 Madeline Henry	313 Doreen Gregori	
	142 Michelle Headley	116 Kathie Kahle	304 Madeline Henry	
	138 Lisa Knott	115 Danielle Ruiz	295 Tamara Gorski	

STARDUST BOWL III

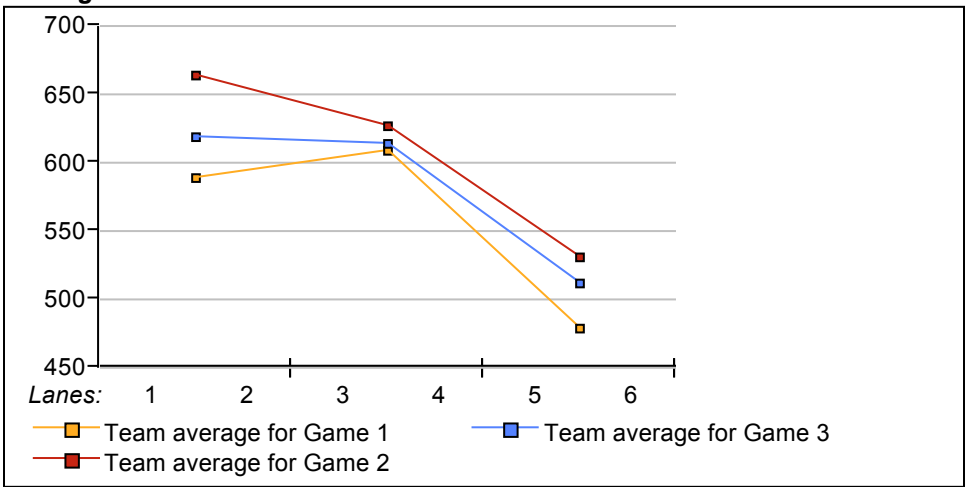
This Week's Statistics

	<u>Over All</u>	<u>Men</u>	<u>Women</u>
How many people bowled	21	11	10
Number of games bowled	63	33	30
Actual average of week's scores	145.38	160.55	128.70
How many games above average	27	14	13
How many games below average	35	18	17
Pins above/below average per game	-2.24	-4.64	0.40
How many people raised average	10	4	6
by this amount	0.65	0.76	0.58
How many people went down	11	7	4
by this amount	-0.93	-0.97	-0.87
League average before bowling	148.15	165.76	128.78
League average after bowling	147.97	165.42	128.78
Change in league average	-0.18	-0.34	0.00
800s	--	--	--
775s	--	--	--
750s	--	--	--
725s	--	--	--
700s	--	--	--
675s	--	--	--
650s	--	--	--
625s	--	--	--
600s	--	--	--
575s	--	--	--
550s	2	2	--
525s	2	1	1
500s	2	2	--
475s	2	2	--
450s	1	1	--
425s	3	1	2
400s	4	1	3
below 400	5	1	4
300s	--	--	--
275s	--	--	--
250s	--	--	--
225s	--	--	--
200s	4	3	1
175s	5	4	1
150s	17	13	4
125s	21	10	11
100s	10	3	7
below 100	6	--	6

Team Average vs Ave of Scores



Average of Scores for Each Game



Amount Over/Under Team Average

