



Stardust Bowl III League
Bowler of the Year Tournament
 Qualifying Round May 13 @ 7pm
 Championship May 20 @ 7pm

Roger's Southsiders

Sunday 6:00 pm

05/01/2011 Week 17 of 18

Lanes 29 - 48

Stardust Bowl

Secretary/Treasurer: Roger Blaylock is on Lane 31



Send us a Friend Request on www.Facebook.com/StardustBowl3

League Standing Sheets are on www.BowlStardust.com Sign up for Email Alerts
 ~Join our Email List! Get League updates, Open Bowl Specials & Coupons!

===== U P C O M I N G T O U R N A M E N T S =====

~King of the Hill Spring Mini-Series March 25 - May 6 Friday's 10:40pm
 ~Are you on www.BowlStardust.com? Bowler of the Year Tournament May 13 & 20
 ~40 Frame Game Tournament ALL Summer Any Day, Any Time May 14 - Aug. 14

===== S U M M E R L E A G U E S F O R M I N G =====

Money Doubles ~ Sox vs Cubs ~ Tools to Bowl ~ Youth/Adult ~ Thurs Stars ~
 ~King of the Hill Summer Series May 27 - August 19 Friday's 8:30pm



Lane Assignments

29-30 31-32 33-34 35-36 37-38 39-40 41-42 43-44 45-46 47-48
 18 05/15 1-9 5-2 8-10 15-4 16-3 20-18 7-12 19-13 14-6 11-17 *Manually assigned*

Team Standings

Place	Lane	#	Team Name	Points Won	Points Lost	%Won	Scratch Pins	Pins + HDCP	Team Ave	High Game	HDCP Game	High Sers	HDCP Sers	Year-To-Date WON	Y-T-D LOST
1	29	1	Pin Pals	43	13	76.8	31566	39696	619	737	903	1961	2460	75	44
2	31	5	Heading For First	43	13	76.8	31137	40707	612	760	963	2045	2654	83	36
3	45	14	Popakowski's	40	16	71.4	29068	40396	573	674	892	1900	2554	72	47
4	34	10	The 4 F's	36	20	64.3	34823	40610	687	851	960	2155	2515	71	48
5	44	13	We Bowl Like Split	35	21	62.5	31835	40571	623	723	890	2029	2611	74	45
6	30	9	Shine Our Balls	33	23	58.9	25732	40138	503	595	875	1662	2517	76	43
7	33	8	Mission Impossibowl	32	24	57.1	29971	40348	585	725	935	2000	2630	64	55
8	40	18	Damn Lucky	32	24	57.1	29590	37396	622	740	903	2052	2559	49	70
9	32	2	First Place Team	28	28	50.0	32790	40140	644	781	926	2073	2508	66	53
10	36	4	We Are Just Here For T	28	28	50.0	29983	39811	589	707	902	1904	2523	64	55
11	39	20	The Billy Bob's	26	30	46.4	26820	39648	529	660	911	1736	2489	55	64
12	48	17	That's What She Said	26	30	46.4	24449	36818	510	586	825	1603	2393	61	58
13	37	16	Lucky Strikes	23	33	41.1	29032	37195	605	708	877	1919	2453	54	65
14	46	6	Strikes and Spares	21	35	37.5	28898	37508	605	715	897	1965	2511	43	76
15	47	11	Vacant	19	37	33.9	27084	39594	520	663	864	1840	2443	52	67
16	35	15	Sure Win	19	37	33.9	25154	38702	493	594	862	1650	2420	36	83
17	42	12	The BM's	17	39	30.4	28754	37517	602	755	927	2010	2561	52	67
18	43	19	3 Fingers Deep	15	41	26.8	27421	39388	536	641	874	1737	2457	44	75
19	38	3	Oh Yeah	12	44	21.4	22426	31789	541	641	868	1760	2441	32	87
20	41	7	Bowling Skanks	8	48	14.3	25152	36497	525	619	868	1729	2477	34	85

Review of Last Week's Bowling.....

Lanes	Team Name	HDCP -1-	HDCP -2-	HDCP -3-	HDCP Total	Last Wk WON	Team Name	HDCP -1-	HDCP -2-	HDCP -3-	HDCP Total	Last Wk WON
29-30	The BM's	832	803	821	2456	7	Bowling Skanks	768	753	755	2276	0
31-32	Pin Pals	897	690	769	2356	2	Heading For First	712	863	877	2452	5
33-34	Popakowski's	892	821	841	2554	7	Mission Impossibo	821	803	822	2446	0
35-36	Shine Our Balls	775	803	754	2332	2	We Bowl Like Split	825	793	862	2480	5
37-38	The 4 F's	811	846	756	2413	7	We Are Just Here F	776	781	735	2292	0
39-40	That's What She Sai	719	777	739	2235	0	Damn Lucky	757	862	903	2522	7
41-42	First Place Team	759	821	855	2435	5	Lucky Strikes	748	784	865	2397	2
43-44	The Billy Bob's	811	732	770	2313	5	Strikes and Spares	747	737	746	2230	2
45-46	Sure Win	761	797	862	2420	5	3 Fingers Deep	737	810	860	2407	2
47-48	Vacant	772	772	772	2316	7	Oh Yeah	714	735	762	2211	0

Individual High Averages

Men	Women
212.16 Duke Popa	161.04 Carolyn McCarter
206.43 Ron Frey	160.35 Nancy Dzialakiewicz
206.18 Sean Blaylock	160.00 Jenell Stolzenbach
202.10 Tom Yearsich	157.80 Arianne Akerman
198.06 Nigel Akerman	153.67 Tracy Yearsich
190.00 Bob Schmidt	153.35 Mary Murdock
188.72 Don Bane	153.00 Debbie Frey
181.38 Rich Fisher	148.09 Kathy Gannon

High Ave

180.55	Bob Farmer
180.53	Harry Humyak

High Ave

147.43	Dawn Fisher
146.73	Brandi Jean

Season High Scores

<u>Team Scratch Game</u>	<u>Team Scratch Series</u>	<u>Team Handicap Game</u>	<u>Team Handicap Series</u>
851 The 4 F's	2155 The 4 F's	963 Heading For First	2654 Heading For First
781 First Place Team	2073 First Place Team	960 The 4 F's	2630 Mission Impossi
760 Heading For First	2052 Damn Lucky	935 Mission Impossibowl	2611 We Bowl Like Spl
755 The BM's	2045 Heading For First	927 The BM's	2561 The BM's
740 Damn Lucky	2029 We Bowl Like Split	926 First Place Team	2559 Damn Lucky

	<u>Scratch Game</u>	<u>Scratch Series</u>	<u>Handicap Game</u>	<u>Handicap Series</u>
Men	300 Duke Popa	768 Duke Popa	300 Duke Popa	768 Duke Popa
	279 Ron Frey	716 Sean Blaylock	293 Tim Maslanka	720 Tim Maslanka
	276 Nigel Akerman	691 Ron Frey	279 Ron Frey	719 Sean Blaylock
	269 Tim Maslanka	690 Nigel Akerman	279 Brian Miller	718 Dave Flores
	268 Sean Blaylock	674 Tom Yearsich	276 Nigel Akerman	717 Brian Miller
Women	255 Tracy Yearsich	593 Nancy Dzialakiewicz	297 Tracy Yearsich	723 Kathy Matusik
	235 Kim Vandervoort	584 Tracy Yearsich	291 Kathy Matusik	717 Kim Vandervoort
	224 Kathy Matusik	571 Jenell Stolzenbach	289 Kim Vandervoort	710 Tracy Yearsich
	222 Nancy Dzialakiewicz	556 Arianne Akerman	272 Debbie Bane	701 Nancy Dzialakiewicz
	221 Debbie Frey	555 Kim Vandervoort	272 Brandi Jean	696 Dorian Lubert
	221 Carolyn McCarter			
	221 Brandi Jean			
	221 Jenell Stolzenbach			

	<u>Season Game Over Average</u>	<u>Season Series over Average</u>
	<u>Game - Ave = Difference</u>	<u>Series - Ave = Difference</u>
Men	269 - 173 = 96 Tim Maslanka	592 - 459 = 133 Dave Flores
	254 - 172 = 82 Brian Miller	768 - 636 = 132 Duke Popa
	200 - 119 = 81 John Kowalski	648 - 519 = 129 Tim Maslanka
	235 - 158 = 77 Dan Bonior	499 - 372 = 127 Rudy Monteubre
	276 - 200 = 76 Nigel Akerman	522 - 396 = 126 Roger Blaylock
		639 - 513 = 126 Brian Miller
Women	255 - 153 = 102 Tracy Yearsich	522 - 375 = 147 Kathy Matusik
	224 - 125 = 99 Kathy Matusik	555 - 417 = 138 Kim Vandervoort
	235 - 139 = 96 Kim Vandervoort	584 - 459 = 125 Tracy Yearsich
	203 - 123 = 80 Debbie Bane	492 - 372 = 120 Dorian Lubert
	221 - 143 = 78 Brandi Jean	593 - 480 = 113 Nancy Dzialakiewicz

Most Improved Average

Men 131 to 157.71 = +26.71 Andy Maslanka	177 to 198.06 = +21.06 Nigel Akerman	192 to 206.43 = +14.43 Ron Frey
Women 18 to 157.80 = +39.80 Arianne Akerman	124 to 141.82 = +17.82 Kim Vandervoort	129 to 146.73 = +17.73 Brandi Jean

Most Un-Improved Averages

Men 173 to 162.98 = -10.02 Keith Freel	154 to 144.10 = -9.90 Roger Blaylock	134 to 127.96 = -6.04 John Kowalski
Women 38 to 130.47 = -7.53 Kathy Matusik	128 to 121.22 = -6.78 Kandy Whisenhu	133 to 126.38 = -6.62 Norma Humyak

Last Week's Top Scores

<u>Team Scratch Game</u>	<u>Team Scratch Series</u>	<u>Team Handicap Game</u>	<u>Team Handicap Series</u>
740 Damn Lucky	2089 The 4 F's	903 Damn Lucky	2554 Popakowski's
738 The 4 F's	2033 Damn Lucky	897 Pin Pals	2522 Damn Lucky
737 Pin Pals	2012 First Place Team	892 Popakowski's	2480 We Bowl Like Spl
714 First Place Team	2003 We Bowl Like Split	877 Heading For First	2456 The BM's
703 We Bowl Like Split	1927 Heading For First	865 Lucky Strikes	2452 Heading For First

	<u>Scratch Game</u>	<u>Scratch Series</u>	<u>Handicap Game</u>	<u>Handicap Series</u>
Men	247 Duke Popa	671 Tom Yearsich	269 Larry Gannon	708 Brian Miller
	247 Ron Frey	667 Duke Popa	258 Brian Miller	675 John Kowalski
	245 Sean Blaylock	639 Don Bane	253 Richard Flores	675 Don Bane
	242 Nigel Akerman	638 Sean Blaylock	247 John Kowalski	671 Tom Yearsich
	236 Tom Yearsich	627 Brian Miller	247 Duke Popa	670 Paul Rather
			247 Ron Frey	
Women	198 Dawn Fisher	513 Dawn Fisher	267 Leigha Zajac	660 Dawn Fisher
	195 Jenell Stolzenbach	512 Jenell Stolzenbach	247 Dawn Fisher	651 Theresa Kowalski
	194 Leigha Zajac	506 Arianne Akerman	244 Kim Vandervoort	645 Kim Vandervoort
	192 Mary Murdock	501 Mary Murdock	244 Samantha Hall	640 Jamie Flores
	190 Kim Vandervoort	487 Nancy Dzialakiewicz	236 Theresa Kowalski	638 Robyn Freel

<u>Weekly Game Over Average</u>	<u>Weekly Series over Average</u>
<u>Game - Ave = Difference</u>	<u>Series - Ave = Difference</u>
Men 224 - 149 = 75 Larry Gannon	627 - 507 = 120 Brian Miller

Weekly Game Over Average

Game - Ave = Difference

231 - 169 = 62	Brian Miller
201 - 142 = 59	Richard Flores
180 - 125 = 55	John Kowalski
202 - 155 = 47	Paul Rather
Women	
194 - 118 = 76	Leigha Zajac
198 - 145 = 53	Dawn Fisher
179 - 127 = 52	Samantha Hall
190 - 140 = 50	Kim Vandervoort
157 - 112 = 45	Theresa Kowalski

Weekly Series over Average

Series - Ave = Difference

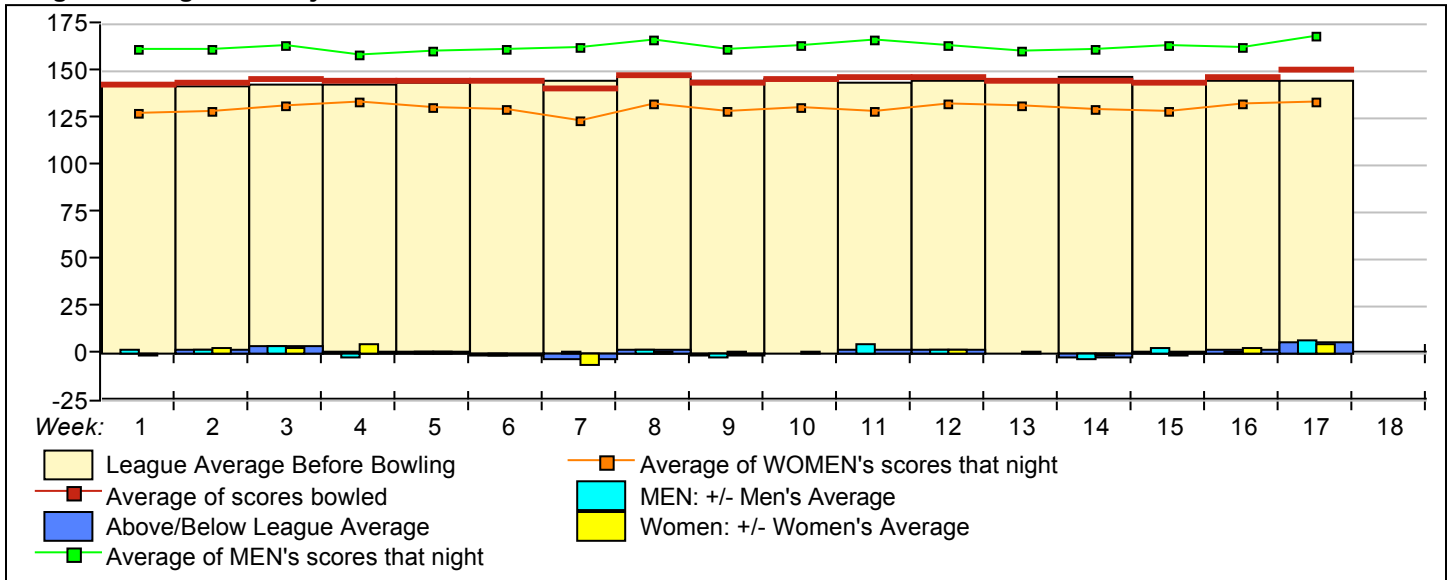
474 - 375 = 99	John Kowalski
550 - 465 = 85	Paul Rather
639 - 558 = 81	Don Bane
501 - 426 = 75	Richard Flores
414 - 336 = 78	Theresa Kowalski
513 - 435 = 78	Dawn Fisher
349 - 276 = 73	Jamie Flores
483 - 420 = 63	Kim Vandervoort
417 - 354 = 63	Leigha Zajac

Team Rosters

Name	True				HDCP High HDCP High HDCP To Raise										Most Improved			Div	
	Average	HDCP	Pins	Gms	-1-	-2-	-3-	Total	Total	Game	Game	Sers	Sers	Avg +1	225's	650's	Ave		+/-
1 - Pin Pals Lane 29	HDCP=161 Ave=619																		
Sue Maslanka	143.73	51	6468	45	156	105	135	396	546	206	257	509	662	444	--	--	144	-0.27	1
Andy Maslanka	157.71	38	8043	51	199	142	157	498	612	219	258	563	695	489	--	--	131	+26.71	1
Kim Vandervoort	141.82	53	5531	39	190	147	146	483	645	235	289	555	717	433	1	--	124	+17.82	1
Tim Maslanka	178.37	19	9097	51	192	136	171	499	553	269	293	648	720	569	2	--	174	+4.37	1
2 - First Place Team Lane 32	HDCP=141 Ave=644																		
Debi Burns	109.80	81	5600	51	114	100	130	344	587	153	235	391	631	340	--	--	108	+1.80	1
Tracy Yearsich	153.67	42	6454	42a	143a	143a	143	429	555	255	297	584	710	476	1	--	152	+1.67	1
Bob Farmer	180.55	18	9208	51	150	213	205	568	622	250	266	635	698	566	5	--	176	+4.55	1
Tom Yearsich	202.10	0	9701	48	211	224	236	671	671	257	257	674	682	652	9	3	188	+14.10	1
3 - Oh Yeah Lane 38	HDCP=231 Ave=541																		
Jillian McGill	117.29	74	2463	21a	107a	107a	107	321	543	164	235	377	589	369	--	--	111	+6.29	1
John McGill	168.83	28	5065	30a	158a	158a	158	474	558	222	230	616	650	512	--	--	171	-2.17	1
Kelly Gannon	123.72	69	4825	39	109	142	109	360	564	162	233	405	614	383	--	--	123	+0.72	1
Rudy Monteubre	133.72	60	4814	36	111	99	159	369	546	199	255	499	703	412	--	--	139	-5.28	1
4 - We Are Just Here For The Beer Lane 36	HDCP=188 Ave=589																		
Jennifer Flores	106.81	84	5127	48	109	99	109	317	569	158	238	359	614	330	--	--	113	-6.19	1
Nancy Dzialakiewicz	160.35	36	8178	51	157	175	155	487	595	222	258	593	701	516	--	--	159	+1.35	1
Dave Flores	158.61	37	8089	51	167	164	128	459	570	221	263	592	718	497	--	--	161	-2.39	1
Wayne Johnson	165.50	31	5958	36a	155a	155a	155	465	558	215	247	558	648	516	--	--	164	+1.50	1
5 - Heading For First Lane 31	HDCP=174 Ave=612																		
Jenell Stolzenbach	160.00	36	8160	51	153	164	195	512	620	221	270	571	685	534	--	--	153	+7.00	1
Shirley Boecker	102.24	88	4294	42	93	93	108	294	558	138	230	381	657	341	--	--	101	+1.24	1
Roger Blaylock	144.10	50	7349	51	130	186	167	483	636	199	260	522	705	481	--	--	154	-9.90	1
Sean Blaylock	206.18	0	10515	51	161	245	232	638	638	268	269	716	719	663	13	4	203	+3.18	1
6 - Strikes and Spares Lane 46	HDCP=174 Ave=605																		
Maryann Larotunda	126.47	66	5691	45a	116a	116a	116	348	546	171	238	438	639	405	--	--	121	+5.47	1
Carolyn McCarter	161.04	35	7247	45a	151a	151a	151	453	558	221	257	546	660	529	--	--	160	+1.04	1
Danny Stolzenbach	174.04	23	8876	51	172	162	171	505	574	223	250	597	678	574	--	--	170	+4.04	1
Mark Mokry	144.37	50	3898	27a	134a	134a	134	402	552	216	265	507	662	452	--	--	144	+0.37	1
7 - Bowling Skanks Lane 41	HDCP=246 Ave=525																		
Katie Anderson	107.98	83	4859	45	120	93	147	360	609	149	230	385	639	325	--	--	108	-0.02	1
April Bonior	122.95	70	5164	42	124	126	116	366	573	177	249	431	641	371	--	--	118	+4.95	1
Dan Bonior	162.15	34	6648	41	161	157	160	478	580	235	272	578	690	524	1	--	163	-0.85	1
Shannon Anderson	134.27	59	6445	48	119	133	88	340	514	203	259	447	612	440	--	--	135	-0.73	1
8 - Mission Impossible Lane 33	HDCP=193 Ave=585																		
Carin Africano	110.73	81	5647	51	110	114	101	325	568	158	240	434	680	347	--	--	103	+7.73	1
Robyn Freel	142.25	52	7255	51	161	166	152	479	638	202	264	508	672	467	--	--	143	-0.75	1
Brian Miller	171.71	26	8757	51	204	192	231	627	708	254	279	639	717	531	3	--	174	-2.29	1
Keith Freel	162.98	34	8312	51	153	138	145	436	532	221	256	590	698	490	--	--	173	-10.02	1
9 - Shine Our Balls Lane 30	HDCP=265 Ave=503																		
Melissa Swinford	114.94	77	5862	51	132	97	117	346	577	153	232	399	646	348	--	--	112	+2.94	1
Joseph Swinford	129.22	63	6590	51	116	165	122	403	595	196	265	470	677	430	--	--	127	+2.22	1
Brandi Jean	146.73	48	7043	48	146	163	134	443	587	221	272	540	690	454	--	--	129	+17.73	1
David Janocha	114.82	77	5856	51	115	112	115	342	573	160	246	406	649	354	--	--	117	-2.18	1
10 - The 4 F's Lane 34	HDCP=106 Ave=687																		
Debbie Frey	153.00	42	5967	39	142	156	129	427	553	221	260	525	671	501	--	--	155	-2.00	1
Dawn Fisher	147.43	47	7519	51	136	179	198	513	660	198	247	518	680	473	--	--	140	+7.43	1
Ron Frey	206.43	0	10528	51	247	192	179	618	618	279	279	691	691	650	14	3	192	+14.43	1
Rich Fisher	181.38	17	7074	39	178	211	142	531	582	237	255	607	673	570	3	--	179	+2.38	1

Name	True				HDCP High HDCP High HDCP To Raise										Most Improved		Div	
	Average	HDCP	Pins	Gms	-1-	-2-	-3-	Total	Total	Game	Game	Sers	Sers	Avg +1	225's	650's		Ave
11 - Vacant	Lane 47 HDCP=252 Ave=520																	
Blind Man	140.00	54	1260	9v140v140v140	420	582	140	194	420	582	432	--	--					1
Blind Man2	140.00	54	1260	9v140v140v140	420	582	140	194	420	582	432	--	--					1
Blind Woman	120.00	72	1080	9v120v120v120	360	576	120	192	360	576	372	--	--					1
Blind Woman2	120.00	72	1080	9v120v120v120	360	576	120	192	360	576	372	--	--					1
12 - The BM's	Lane 42 HDCP=177 Ave=602																	
Debbie Bane	123.54	69	5930	48 123 144 156 423	633	203	272	442	658	394	--	--	118	+5.54				1
Kathy Matusik	130.47	63	4697	36a120a120a120	360	549	224	291	522	723	412	--	--	138	-7.53			1
John Matusik	161.53	35	7269	45 194 137 163 494	599	227	263	575	703	507	1	--	--	159	+2.53			1
Don Bane	188.72	10	7360	39 215 222 202 639	675	237	248	672	705	578	3	2	189	-0.28			1	
13 - We Bowl Like Split	Lane 44 HDCP=157 Ave=623																	
Nate Akerman	140.35	54	6737	48 146 134 181 461	623	199	252	499	650	454	--	--	139	+1.35				1
Arienne Akerman	157.80	38	8048	51 181 159 166 506	620	211	259	556	679	484	--	--	118	+39.80				1
Samantha Hall	128.55	64	6556	51 128 179 114 421	616	179	244	432	636	410	--	--	115	+13.55				1
Nigel Akerman	198.06	1	10101	51 211 162 242 615	621	276	276	690	705	645	5	1	177	+21.06				1
14 - Popakowski's	Lane 45 HDCP=214 Ave=573																	
Wanda Popa	120.55	72	6148	51 122 118 105 345	561	182	254	414	630	386	--	--	125	-4.45				1
Theresa Kowalski	114.54	77	4467	39 125 132 157 414	651	157	236	414	651	363	--	--	106	+8.54				1
John Kowalski	127.96	65	5758	45 180 145 149 474	675	200	272	474	675	386	--	--	134	-6.04				1
Duke Popa	212.16	0	10820	51 247 208 212 667	667	300	300	768	768	682	17	7	200	+12.16				1
15 - Sure Win	Lane 35 HDCP=275 Ave=493																	
Richard Flores	144.00	50	6912	48 142 158 201 501	657	201	253	516	678	483	--	--	147	-3.00				1
Kandy Whisenhunt	121.22	71	6182	51 105 117 106 328	541	183	248	440	632	406	--	--	128	-6.78				1
Kirk Whisenhunt	134.90	59	6880	51 100 146 159 405	582	178	235	453	607	410	--	--	137	-2.10				1
Jamie Flores	94.35	95	4529	48 135 97 117 349	640	135	232	349	640	316	--	--	88	+6.35				1
16 - Lucky Strikes	Lane 37 HDCP=174 Ave=605																	
Norma Humyak	126.38	66	5308	42 129 129 136 394	592	167	235	442	646	407	--	--	133	-6.62				1
Larry Gannon	151.44	44	7269	48 124 172 224 520	655	224	269	520	655	483	--	--	151	+0.44				1
Harry Humyak	180.53	18	9207	51 182 170 192 544	598	255	272	622	673	567	4	--	--	171	+9.53			1
Kathy Gannon	148.09	46	6664	45a138a138a138	414	552	199	238	536	668	488	--	--	150	-1.91			1
17 - That's What She Said	Lane 48 HDCP=260 Ave=510																	
Laura Meyer	122.28	70	6114	50 125 135 87 347	557	155	226	416	629	405	--	--	115	+7.28				1
Vaughn Newman	150.75	45	6030	40 113 147 143 403	532	191	234	539	668	463	--	--	146	+4.75				1
Andrea Valle	101.51	89	3959	39 a91 a91 a91 273	540	147	242	369	648	325	--	--	99	+2.51				1
Nick Fritzing	137.04	56	6578	48 131 145 159 435	606	178	234	475	643	460	--	--	135	+2.04				1
18 - Damn Lucky	Lane 40 HDCP=159 Ave=622																	
Sharon Shapiro	131.88	62	6726	51 122 144 168 434	620	177	240	453	652	402	--	--	125	+6.88				1
Mary Murdock	153.35	42	7361	48 161 148 192 501	630	199	244	539	674	493	--	--	152	+1.35				1
Paul Rather	158.17	37	4587	29 169 202 179 550	670	229	273	550	705	501	1	--	--	155	+3.17			1
Mike Murdock	180.31	18	8655	48 142 205 201 548	602	244	263	659	695	576	4	1	180	+0.31				1
19 - 3 Fingers Deep	Lane 43 HDCP=235 Ave=536																	
Leigha Zajac	119.29	72	6084	51 107 116 194 417	636	194	267	417	636	396	--	--	120	-0.71				1
Jason Zajac	125.25	67	6012	48 144 111 131 386	587	176	245	456	663	414	--	--	130	-4.75				1
Dorian Lubert	125.78	67	6415	51 86 146 134 366	564	197	265	492	696	389	--	--	126	-0.22				1
Doug Curtis	167.94	29	8565	51 165 202 166 533	620	211	241	601	691	507	--	--	172	-4.06				1
20 - The Billy Bob's	Lane 39 HDCP=243 Ave=529																	
Cathy Duerr	101.33	89	5168	51 117 83 92 292	559	158	245	395	656	340	--	--	102	-0.67				1
Bill Duerr	94.52	95	3970	42 98 84 127 309	597	142	245	354	663	305	--	--	91	+3.52				1
Bob Schmidt	190.00	9	9120	48a180a180a180	540	567	255	265	658	688	621	5	1	188	+2.00			1
Debbie Schmidt	144.47	50	7368	51 172 141 127 440	590	184	233	478	629	462	--	--	145	-0.53				1

League Average Week-by-Week



STARDUST BOWL III

****Last Week's High Scores for Immediate Release ****

	<u>Scratch Game</u>	<u>Scratch Game</u>	<u>Scratch Series</u>	<u>Scratch Series</u>
Men	247 Duke Popa	215 Don Bane	671 Tom Yearsich	544 Harry Humyak
	247 Ron Frey	213 Bob Farmer	667 Duke Popa	533 Doug Curtis
	245 Sean Blaylock	212 Duke Popa	639 Don Bane	531 Rich Fisher
	242 Nigel Akerman	211 Rich Fisher	638 Sean Blaylock	520 Larry Gannon
	236 Tom Yearsich	211 Nigel Akerman	627 Brian Miller	505 Danny Stolzenbach
	232 Sean Blaylock	211 Tom Yearsich	618 Ron Frey	501 Richard Flores
	231 Brian Miller	208 Duke Popa	615 Nigel Akerman	499 Tim Maslanka
	224 Larry Gannon	205 Bob Farmer	568 Bob Farmer	498 Andy Maslanka
	224 Tom Yearsich	205 Mike Murdock	550 Paul Rather	494 John Matusik
	222 Don Bane	204 Brian Miller	548 Mike Murdock	483 Roger Blaylock
Women	198 Dawn Fisher	168 Sharon Shapiro	513 Dawn Fisher	427 Debbie Frey
	195 Jenell Stolzenbach	166 Robyn Freel	512 Jenell Stolzenbach	423 Debbie Bane
	194 Leigha Zajac	166 Arianne Akerman	506 Arianne Akerman	421 Samantha Hall
	192 Mary Murdock	164 Jenell Stolzenbach	501 Mary Murdock	417 Leigha Zajac
	190 Kim Vandervoort	163 Brandi Jean	487 Nancy Dzialakiewicz	414 Theresa Kowalski
	181 Arianne Akerman	161 Robyn Freel	483 Kim Vandervoort	396 Sue Maslanka
	179 Dawn Fisher	161 Mary Murdock	479 Robyn Freel	394 Norma Humyak
	179 Samantha Hall	159 Arianne Akerman	443 Brandi Jean	366 April Bonior
	175 Nancy Dzialakiewicz	157 Nancy Dzialakiewicz	440 Debbie Schmidt	366 Dorian Lubert
	172 Debbie Schmidt	157 Theresa Kowalski	434 Sharon Shapiro	360 Katie Anderson

STARDUST BOWL III

Bracket Payouts

Bowler _____ Lane _____ Refund _____ Winnings _____ Amt Paid _____ Balance Due _____



National Association Awards Earned Last Week

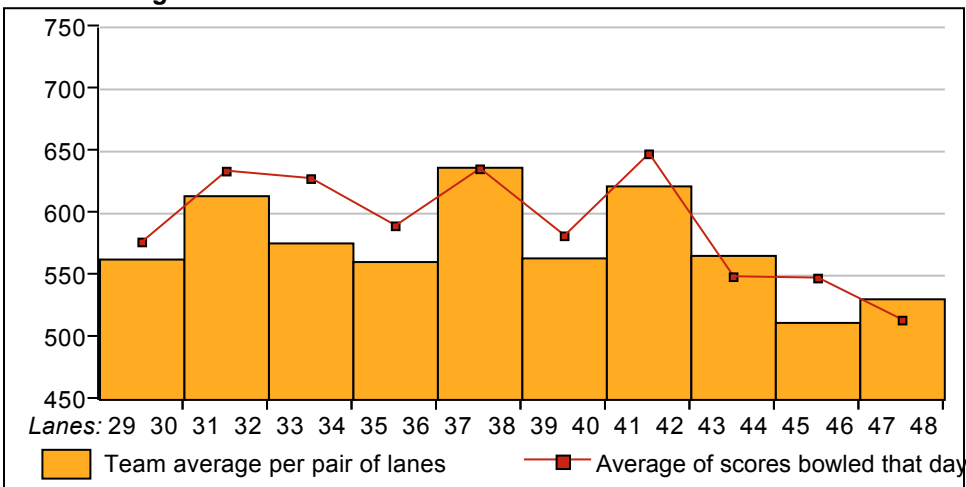
Name	ID Number	Award Average	Award Games	G1	G2	G3	Series	Award Score	Award Received
Richard Flores	-	142	45	142	158	201	501	201	200 Game (USBC Sport Awards)
Larry Gannon	-	149	45	124	172	224	520	224	75 Pins Over Average (USBC Sport Awar
Samantha Hall	-	127	48	128	179	114	421	179	175 Game (USBC Sport Awards)
John Kowalski	-	125	42	180	145	149	474	180	175 Game (USBC Sport Awards)
Theresa Kowalski	-	112	36	125	132	157	414	414	400 Series (USBC Sport Awards)
	-	112	36	125	132	157	414	157	150 Game (USBC Sport Awards)
Brian Miller	-	169	48	204	192	231	627	231	225 Game (USBC Sport Awards)
Paul Rather	621-1143	155	26	169	202	179	550	202	200 Game (USBC Sport Awards)
Leigha Zajac	-	118	48	107	116	194	417	417	400 Series (USBC Sport Awards)
	-	118	48	107	116	194	417	194	75 Pins Over Average (USBC Sport Awar
	-	118	48	107	116	194	417	194	175 Game (USBC Sport Awards)

STARDUST BOWL III

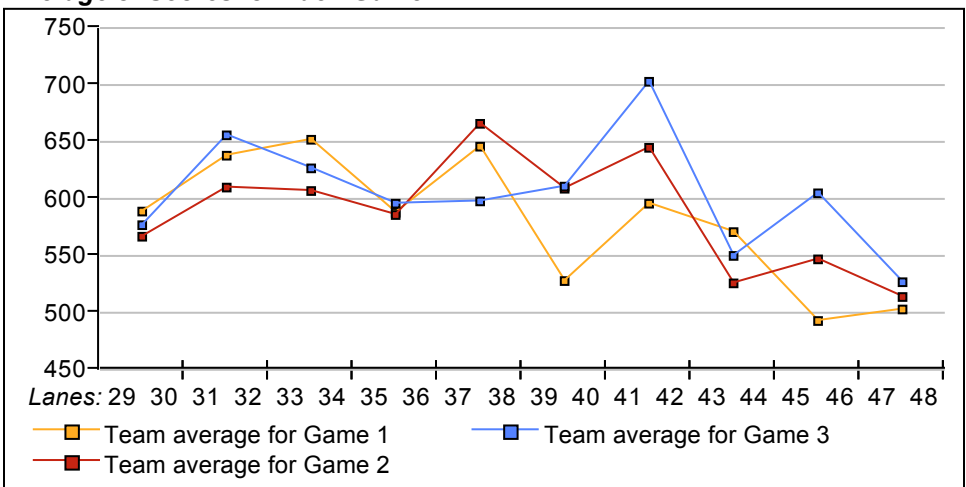
This Week's Statistics

	<u>Over All</u>	<u>Men</u>	<u>Women</u>
How many people bowled	65	33	32
Number of games bowled	195	99	96
Actual average of week's scores	150.66	167.77	133.01
How many games above average	112	56	56
How many games below average	79	41	38
Pins above/below average per game	6.43	7.59	5.23
How many people raised average	42	23	19
by this amount	0.88	0.92	0.82
How many people went down	23	10	13
by this amount	-0.50	-0.55	-0.47
League average before bowling	144.72	160.67	128.27
League average after bowling	145.10	161.14	128.57
Change in league average	0.39	0.47	0.30
800s	--	--	--
775s	--	--	--
750s	--	--	--
725s	--	--	--
700s	--	--	--
675s	--	--	--
650s	2	2	--
625s	3	3	--
600s	2	2	--
575s	--	--	--
550s	2	2	--
525s	4	4	--
500s	7	3	4
475s	8	5	3
450s	3	3	--
425s	6	2	4
400s	7	3	4
below 400	21	4	17
300s	--	--	--
275s	--	--	--
250s	--	--	--
225s	7	7	--
200s	18	18	--
175s	22	13	9
150s	43	26	17
125s	52	22	30
100s	39	10	29
below 100	14	3	11

Team Average vs Ave of Scores



Average of Scores for Each Game



Amount Over/Under Team Average

