

Saturday 9:50 AM

Stardust Bowl

Lanes 1 - 4

Lane Assignments

	1-2	3-4
32 04/28	1- 3	2- 4

Team Standings

Place	Lane	#	Team Name	Points Won	Points Lost	%Won	Scratch Pins	Total Pins	Team Ave	High Game	High Sers	Year-To-Date WON	Y-T-D LOST
1	2	3	Team 3	72	21	77.4	9797	9797	326	362	362	72	21
2	3	2	Team 2	66	27	71.0	9050	9050	305	395	395	66	27
3	1	1	Team 1	37 ½	55 ½	40.3	8332	8332	269	333	333	37 ½	55 ½
4	4	4	Team 4	7 ½	85 ½	8.1	6291	6291	257	277	277	7 ½	85 ½

Review of Last Week's Bowling.....

Lanes	Team Name	-1-	Total	Last Wk WON	Team Name	-1-	Total	Last Wk WON
1-2	Team 2	314	314	0	Team 1	333	333	3
3-4	Team 4	0	0	0	Team 3	279	279	0

Individual High Averages

Boys	Average	Name	Girls	Average	Name
	90.55	Nicholas DelRio		76.37	Makenzie Krupa
	88.37	Nolan Lewis		69.19	Morgan Mollett
	87.21	Anthony Cuda		67.17	Bailey Wesolowski
	86.63	Zachary DelRio		66.68	Emily Blastick
	81.07	Brandon Sauls		65.88	Ashlee Petit
	74.52	Vincent Soja		51.62	Cairo Gonzalez
	72.54	Justin Petit			
	64.40	Brian Daily			
	63.15	Anthony Zarlongo			
	58.04	Stanley Lesko			

Season High Scores

Team Scratch Game			Team Scratch Series		
395	Team 2		395	Team 2	
362	Team 3		362	Team 3	
333	Team 1		333	Team 1	
277	Team 4		277	Team 4	
Scratch Game			Scratch Series		
Boys	132	Nicholas DelRio	Boys	132	Nicholas DelRio
	116	Anthony Cuda		116	Anthony Cuda
	114	Zachary DelRio		114	Zachary DelRio
	106	Nolan Lewis		106	Nolan Lewis
	103	Brandon Sauls		103	Brandon Sauls
Girls	116	Bailey Wesolowski	Girls	116	Bailey Wesolowski
	113	Morgan Mollett		113	Morgan Mollett
	112	Makenzie Krupa		112	Makenzie Krupa
	105	Emily Blastick		105	Emily Blastick
	98	Ashlee Petit		98	Ashlee Petit

Most Improved Average

Boys	51	to	58.04	= +7.04	Stanley Lesko	84	to	90.55	= +6.55	Nicholas DelRio	77	to	81.07	= +4.07	Brandon Sauls
Girls	59	to	65.88	= +6.88	Ashlee Petit	65	to	69.19	= +4.19	Morgan Mollett	63	to	66.68	= +3.68	Emily Blastick

Most Un-Improved Averages

Boys	68	to	64.40	= -3.60	Brian Daily	90	to	86.63	= -3.37	Zachary DelRio	75	to	72.54	= -2.46	Justin Petit
Girls	50	to	51.62	= +1.62	Cairo Gonzalez	64	to	67.17	= +3.17	Bailey Wesolows	73	to	76.37	= +3.37	Makenzie Krupa

Last Week's Top Scores

Team Scratch Game			Team Scratch Series		
333	Team 1		333	Team 1	
314	Team 2		314	Team 2	
Scratch Game			Scratch Series		
Boys	96	Brandon Sauls	Boys	96	Brandon Sauls
	90	Nolan Lewis		90	Nolan Lewis
	81	Vincent Soja		81	Vincent Soja
	70	Anthony Cuda		70	Anthony Cuda
	70	Brian Daily		70	Brian Daily

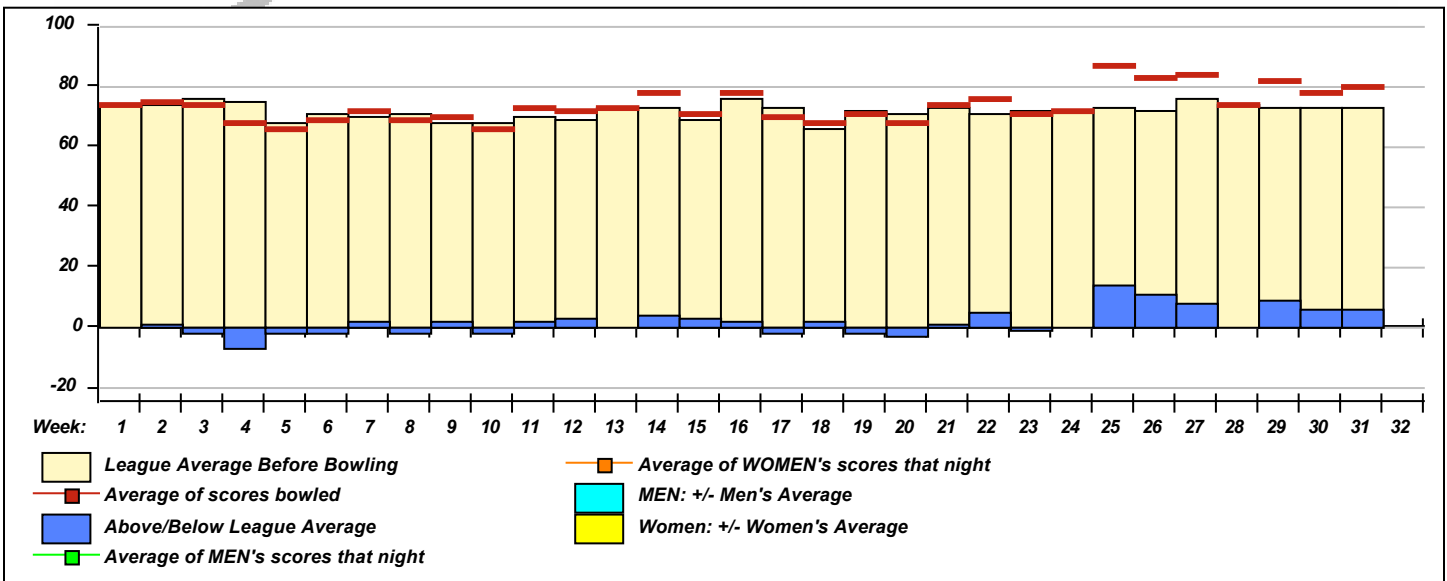
Last Week's Top Scores - Continued

Girls	105	Emily Blastick	105	Emily Blastick
	77	Makenzie Krupa	77	Makenzie Krupa
	66	Bailey Wesolowski	66	Bailey Wesolowski

Team Results

Name	True Average	Pins	Gms	-1-	High			To Raise	To Drop	225's	650's	Most Improv	
					Total	Game	Sers	Avg +1	Avg -1			Ave	+/-
1 - Team 1 Lane 1 Ave=269													
Stanley Lesko	58.04	1567	27	62	62	92	92	85	56	--	--	51	+7.04
Emily Blastick	66.68	1467	22	105	105	105	105	74	50	--	--	63	+3.68
Brandon Sauls	81.07	2270	28	96	96	103	103	108	78	--	--	77	+4.07
Brian Daily	64.40	1610	25	70	70	94	94	80	53	--	--	68	-3.60
2 - Team 2 Lane 3 Ave=305													
Nolan Lewis	88.37	2386	27	90	90	106	106	106	77	--	--	85	+3.37
Makenzie Krupa	76.37	2062	27	77	77	112	112	94	65	--	--	73	+3.37
Vincent Soja	74.52	1863	25	81	81	87	87	87	60	--	--	71	+3.52
Bailey Wesolowski	67.17	1948	29	66	66	116	116	92	61	--	--	64	+3.17
3 - Team 3 Lane 2 Ave=326													
Zachary DelRio	86.63	1646	19	a76	76	114	114	94	73	--	--	90	-3.37
Nicholas DelRio	90.55	1992	22	a80	80	132	132	101	77	--	--	84	+6.55
Anthony Zarlongo	63.15	1263	20	a53	53	84	84	81	59	--	--	63	+0.15
Anthony Cuda	87.21	2442	28	70	70	116	116	110	80	--	--	84	+3.21
4 - Team 4 Lane 4 Ave=257													
Cairo Gonzalez	51.62	671	13	a41	41	69	69	57	42	--	--	50	+1.62
Justin Petit	72.54	1741	24	a62	62	85	85	84	58	--	--	75	-2.46
Ashlee Petit	65.88	1647	25	a55	55	98	98	69	42	--	--	59	+6.88
Morgan Mollett	69.19	1453	21	a59	59	113	113	87	64	--	--	65	+4.19

League Average Week-by-Week



***** Last Week's High Scores for Immediate Release *****


	<u>Scratch Game</u>		<u>Scratch Game</u>		<u>Scratch Series</u>		<u>Scratch Series</u>	
Boys	96	Brandon Sauls	70	Anthony Cuda	96	Brandon Sauls	70	Anthony Cuda
	90	Nolan Lewis	70	Brian Daily	90	Nolan Lewis	70	Brian Daily
	81	Vincent Soja	62	Stanley Lesko	81	Vincent Soja	62	Stanley Lesko
Girls	105	Emily Blastick	66	Bailey Wesolowski	105	Emily Blastick	66	Bailey Wesolowski
	77	Makenzie Krupa			77	Makenzie Krupa		

STARDUST BOWL III

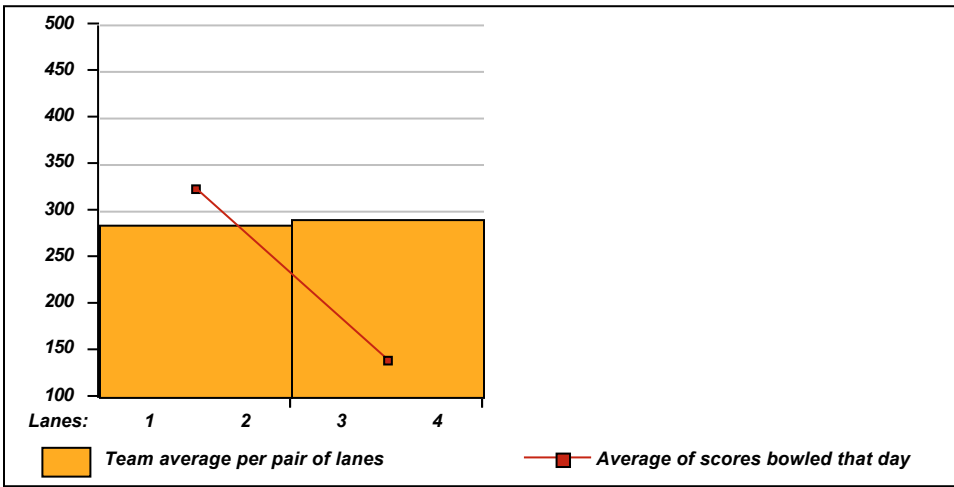
National Association Awards Earned Last Week
Local and Bowling Center Awards

This Week's Statistics

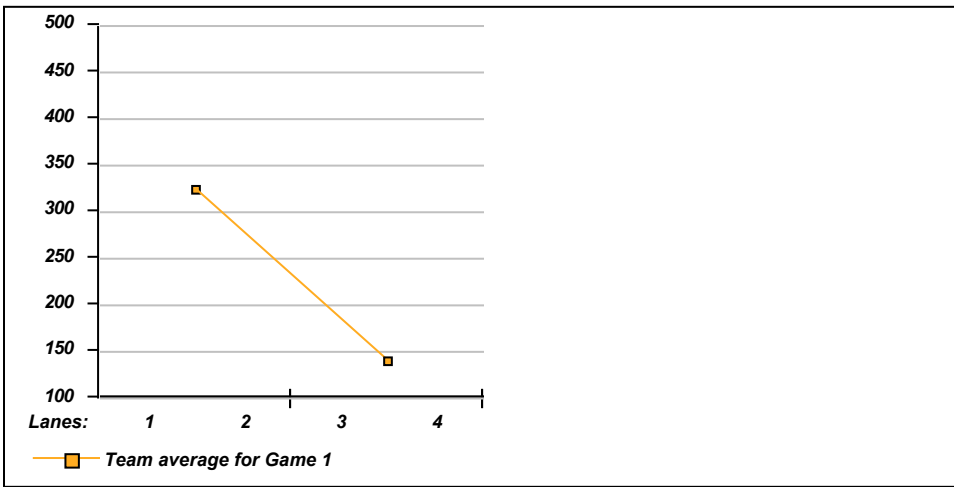
	Over All	Boys	Girls
How many people bowled	9	6	3
Number of games bowled	9	6	3
Actual average of week's scores	79.67	78.17	82.67
How many games above average	7	5	2
How many games below average	2	1	1
Pins above/below average per game	6.67	3.17	13.67
How many people raised average	7	5	2
by this amount	0.45	0.25	0.92
How many people went down	2	1	1
by this amount	-0.34	-0.64	-0.04
League average before bowling	73.49	75.50	69.47
League average after bowling	73.76	75.60	70.07
Change in league average	0.27	0.11	0.60
800s	--	--	--
600s	--	--	--
500s	--	--	--
450s	--	--	--
400s	--	--	--
375s	--	--	--
350s	--	--	--
325s	--	--	--
300s	--	--	--
275s	--	--	--
250s	--	--	--
225s	--	--	--
200s	--	--	--
175s	--	--	--
150s	--	--	--
125s	--	--	--
100s	1	--	1
below 100	8	6	2
300s	--	--	--
200s	--	--	--
180s	--	--	--
160s	--	--	--
140s	--	--	--
120s	--	--	--
100s	1	--	1
80s	3	3	--
60s	5	3	2
below 60	--	--	--



Team Average vs Ave of Scores



Average of Scores for Each Game



Amount Over/Under Team Average

