

Saturday 11:00 AM

Stardust Bowl

Lanes 1 - 4

Secretary/Treasurer:

Lane Assignments

	1-2	3-4
32 04/28	1- 3	2- 4

Team Standings

Place	Lane	#	Team Name	Points		%Won	Scratch Pins	Total Pins	Team Ave	High Game	High Sers	Year-To-Date WON	Y-T-D LOST
				Won	Lost								
1	1	1	Team 1	53	9	85.5	9916	9916	336	399	399	53	9
2	3	2	Team 2	36	26	58.1	7666	7666	311	361	361	36	26
3	2	3	Team 3	14	48	22.6	6912	6912	300	368	368	14	48
4	4	4	Team 4	13	49	21.0	8326	8326	289	409	409	13	49

Review of Last Week's Bowling.....

Lanes	Team Name	-1-	Total	Last Wk		Team Name	-1-	Total	Last Wk
				WON	LOST				
1-2	Team 2	0	0	0	<-->	Team 1	350	350	2
3-4	Team 4	298	298	2	<-->	Team 3	0	0	0

Individual High Averages

Boys	Average	Name	Girls	Average	Name
	90.65	Ryne Sjoerdsma		93.48	Riley Snyder
	90.10	Peyton Sjoerdsma		83.68	Mia Graf
	82.71	Jake Craig		81.75	Ava Roque
	73.45	Austin Delby		78.75	Riley Engle
	59.38	Brady Craig		75.39	Hayde Stroh
				73.56	Cheyenne Barton
				73.04	Hannah Stroh

Season High Scores

Team Scratch Game			Team Scratch Series		
409	Team 4		409	Team 4	
399	Team 1		399	Team 1	
368	Team 3		368	Team 3	
361	Team 2		361	Team 2	
Scratch Game			Scratch Series		
Boys	140	Peyton Sjoerdsma	140	Peyton Sjoerdsma	
	119	Ryne Sjoerdsma	119	Ryne Sjoerdsma	
	105	Austin Delby	105	Austin Delby	
	105	Jake Craig	105	Jake Craig	
	91	Brady Craig	91	Brady Craig	
Girls	126	Ava Roque	126	Ava Roque	
	118	Riley Snyder	118	Riley Snyder	
	114	Hannah Stroh	114	Hannah Stroh	
	111	Hayde Stroh	111	Hayde Stroh	
	104	Mia Graf	104	Mia Graf	

Most Improved Average

Boys	80	to	82.71	= +2.71	Jake Craig	88	to	90.65	= +2.65	Ryne Sjoerdsma	71	to	73.45	= +2.45	Austin Delby
Girls	65	to	81.75	= +16.75	Ava Roque	59	to	73.04	= +14.04	Hannah Stroh	64	to	75.39	= +11.39	Hayde Stroh

Most Un-Improved Averages

Boys	63	to	59.38	= -3.62	Brady Craig	91	to	90.10	= -0.90	Peyton Sjoerdsma	87	to	86.53	= -0.47	Steven Hall
Girls	73	to	72.17	= -0.83	Lily McNeal	81	to	83.68	= +2.68	Mia Graf	90	to	93.48	= +3.48	Riley Snyder

Last Week's Top Scores

Team Scratch Game			Team Scratch Series		
298	Team 4		298	Team 4	
Scratch Game			Scratch Series		
Boys	86	Jake Craig	86	Jake Craig	
	44	Brady Craig	44	Brady Craig	

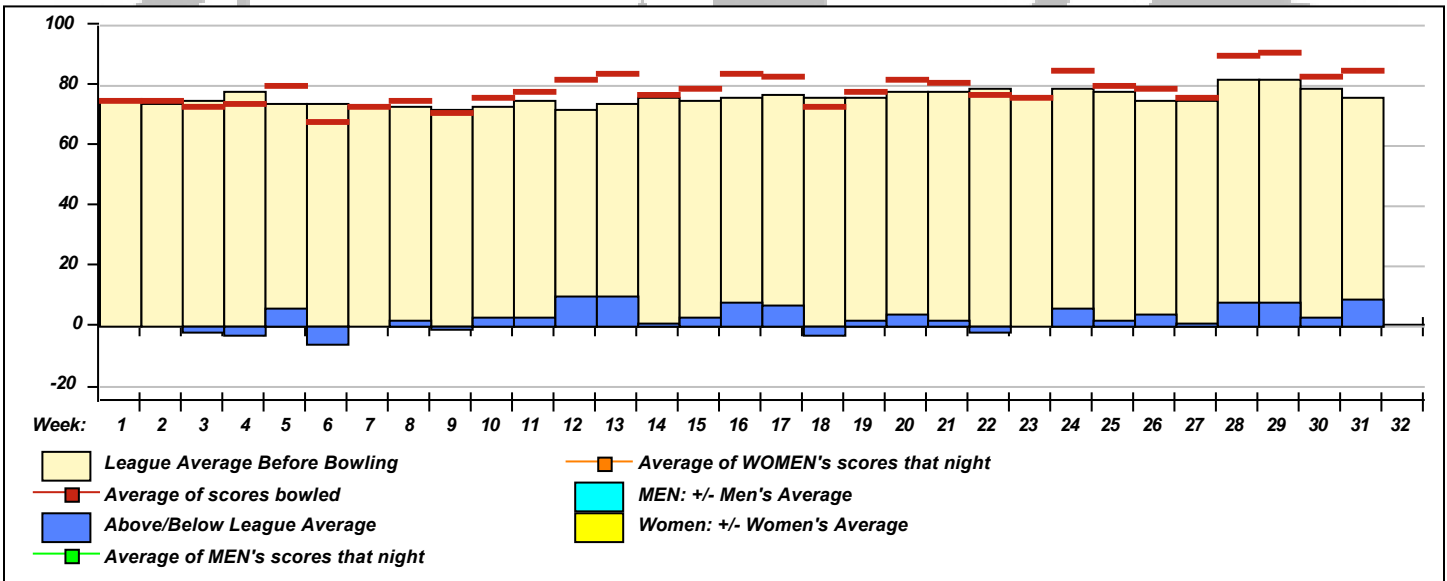
Last Week's Top Scores - Continued

Girls	109	Ava Roque	109	Ava Roque
	104	Mia Graf	104	Mia Graf
	94	Hayde Stroh	94	Hayde Stroh
	86	Cheyenne Barton	86	Cheyenne Barton
	80	Riley Engle	80	Riley Engle

Team Results

Name	True Average	Pins	Gms	-1-	Total	High Game	High Sers	To Raise Avg +1	To Drop Avg -1	225's	650's	Most Improv Ave +/-
1 - Team 1 Lane 1 Ave=336												
Cheyenne Barton	73.56	1986	27	86	86	94	94	86	57	--	--	64 +9.56
Mia Graf	83.68	2343	28	104	104	104	104	93	63	--	--	81 +2.68
Peyton Sjoerdsma	90.10	1892	21	a80	80	140	140	110	87	--	--	91 -0.90
Ryne Sjoerdsma	90.65	2085	23	a80	80	119	119	99	74	--	--	88 +2.65
2 - Team 2 Lane 3 Ave=311												
Riley Engle	78.75	2205	28	80	80	95	95	86	56	--	--	72 +6.75
Riley Snyder	93.48	2524	27	a83	83	118	118	108	79	--	--	90 +3.48
Lily McNeal	72.17	1299	18	a62	62	85	85	88	68	--	--	73 -0.83
Maxx McNeal	68.79	1307	19	a58	58	94	94	73	52	--	--	67 +1.79
3 - Team 3 Lane 2 Ave=300												
Ava Roque	81.75	1962	24	109	109	126	126	88	62	--	--	65 +16.75
Austin Delby	73.45	2130	29	a63	63	105	105	90	59	--	--	71 +2.45
Steven Hall	86.53	1471	17	a76	76	105	105	95	76	--	--	87 -0.47
Trevor Adams	60.11	541	9	a50	50	88	88	69	58	--	--	56 +4.11
4 - Team 4 Lane 4 Ave=289												
Hayde Stroh	75.39	1734	23	94	94	111	111	90	65	--	--	64 +11.39
Brady Craig	59.38	1722	29	44	44	91	91	78	47	--	--	63 -3.62
Jake Craig	82.71	2316	28	86	86	105	105	91	61	--	--	80 +2.71
Hannah Stroh	73.04	1753	24	74	74	114	114	97	71	--	--	59 +14.04

League Average Week-by-Week



***** Last Week's High Scores for Immediate Release *****

	<u>Scratch Game</u>	<u>Scratch Game</u>	<u>Scratch Series</u>	<u>Scratch Series</u>
Boys	86 Jake Craig	44 Brady Craig	86 Jake Craig	44 Brady Craig
Girls	109 Ava Roque	86 Cheyenne Barton	109 Ava Roque	86 Cheyenne Barton
	104 Mia Graf	80 Riley Engle	104 Mia Graf	80 Riley Engle
	94 Hayde Stroh	74 Hannah Stroh	94 Hayde Stroh	74 Hannah Stroh


STARDUST BOWL III

National Association Awards Earned Last Week

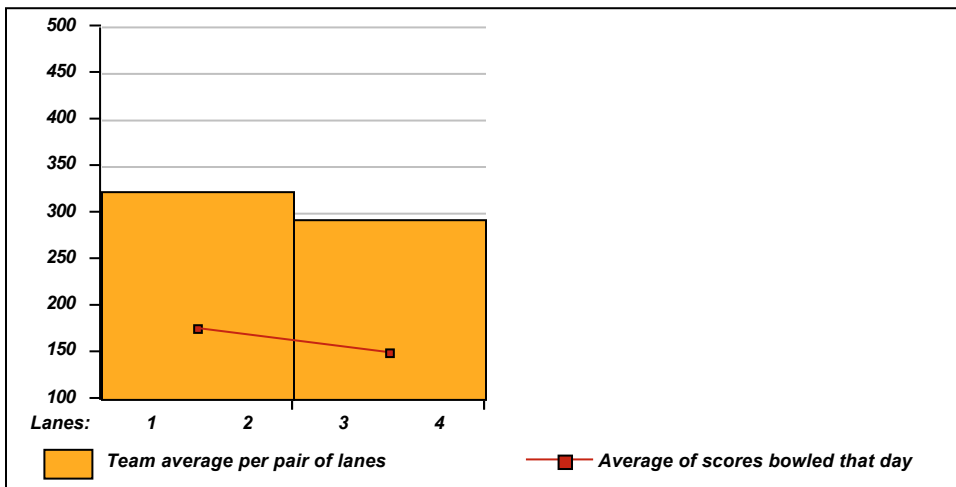
Local and Bowling Center Awards

This Week's Statistics

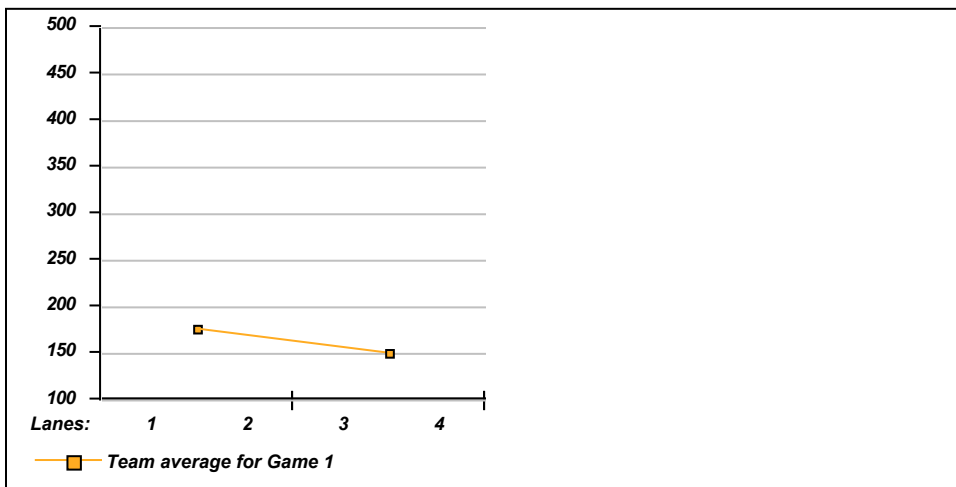
	Over All	Boys	Girls
How many people bowled	8	2	6
Number of games bowled	8	2	6
Actual average of week's scores	84.63	65.00	91.17
How many games above average	7	1	6
How many games below average	1	1	0
Pins above/below average per game	9.50	-5.50	14.50
How many people raised average	7	1	6
by this amount	0.50	0.12	0.56
How many people went down	1	1	--
by this amount	-0.55	-0.55	0.00
League average before bowling	75.67	71.26	77.14
League average after bowling	76.03	71.05	77.69
Change in league average	0.37	-0.21	0.56
800s	--	--	--
600s	--	--	--
500s	--	--	--
450s	--	--	--
400s	--	--	--
375s	--	--	--
350s	--	--	--
325s	--	--	--
300s	--	--	--
275s	--	--	--
250s	--	--	--
225s	--	--	--
200s	--	--	--
175s	--	--	--
150s	--	--	--
125s	--	--	--
100s	2	--	2
below 100	6	2	4
300s	--	--	--
200s	--	--	--
180s	--	--	--
160s	--	--	--
140s	--	--	--
120s	--	--	--
100s	2	--	2
80s	4	1	3
60s	1	--	1
below 60	1	1	--



Team Average vs Ave of Scores



Average of Scores for Each Game



Amount Over/Under Team Average

