

Saturday 10:00 AM

Stardust Bowl

Lanes 15 - 20

Lane Assignments

	15-16	17-18	19-20
32 04/28	6- 2	1- 4	5- 3

Team Standings

Place	Lane	#	Team Name	Points Won	Points Lost	%Won	Scratch Pins	Pins + HDCP	Team Ave	High Game	HDCP Game	High Sers	HDCP Sers	Year-To-Date WON	Y-T-D LOST
1	15	6	Team 6	81	31	72.3	47667	86526	544	670	1083	1848	3087	154	63
2	19	5	Team 5	65	47	58.0	42052	87580	459	566	1055	1577	3044	124	93
3	18	4	Team #4	60 ½	51 ½	54.0	34315	86917	380	469	1038	1291	3010	118 ½	98 ½
4	17	1	Team 1	59 ½	52 ½	53.1	39520	87064	397	546	1027	1520	2966	119 ½	97 ½
5	20	3	The Strikers	50	62	44.6	33297	81420	400	463	1019	1283	2924	109	108
6	16	2	Team 2	0	112		0	0	0	0	0	0	0	0	217

Review of Last Week's Bowling.....

Lanes	Team Name	HDCP -1-	HDCP -2-	HDCP -3-	HDCP Total	Last Wk WON	Team Name	HDCP -1-	HDCP -2-	HDCP -3-	HDCP Total	Last Wk WON
15-16	Team 6	972	1014	960	2946	7	Team 5	904	922	928	2754	0
17-18	Team #4	942	899	953	2794	2 ½	Team 1	901	924	969	2794	4 ½
19-20	The Strikers	912	987	961	2860	7	Team 2	0	0	0	0	0

Individual High Averages

Boys	Average	Name	Girls	Average	Name
	124.37	Brian Kwiecinski		133.27	Emily Payne
	122.74	Peter Dimiceli		95.51	Kaitlyn Yearsich
	118.80	Brett Cobban		93.83	Marissa Metcalfe
	108.25	Michael Saksa		90.05	Trina Pappas
	88.14	Ricky Paz		84.22	Abilgail McDaniel
	86.40	Quinn Stroud		83.11	Brianna Wagner
	73.08	Ryan McDaniel		81.48	Isabel Sitkowski
	56.63	Nathan Rodriguez		81.48	Samantha Andrews
	46.29	Zach Kettell		79.39	Brenda Metcalfe
				78.88	Gabriella Shumylo

Season High Scores

Team Scratch Game	Team Scratch Series	Team Handicap Game	Team Handicap Series
670 Team 6	1848 Team 6	1083 Team 6	3087 Team 6
566 Team 5	1577 Team 5	1055 Team 5	3044 Team 5
546 Team 1	1520 Team 1	1038 Team #4	3010 Team #4
469 Team #4	1291 Team #4	1027 Team 1	2966 Team 1
463 The Strikers	1283 The Strikers	1019 The Strikers	2924 The Strikers

Boys	Scratch Game	Scratch Series	Handicap Game	Handicap Series
	203 Peter Dimiceli	505 Peter Dimiceli	275 Peter Dimiceli	721 Peter Dimiceli
	179 Brian Kwiecinski	490 Brian Kwiecinski	262 Quinn Stroud	701 Brett Cobban
	176 Brett Cobban	440 Brett Cobban	256 Brett Cobban	697 Brian Kwiecinski
	164 Michael Saksa	410 Michael Saksa	250 Michael Saksa	670 Quinn Stroud
	158 Quinn Stroud	359 Ricky Paz	249 Brian Kwiecinski	665 Ricky Paz

Girls	Scratch Game	Scratch Series	Handicap Game	Handicap Series
	198 Emily Payne	495 Emily Payne	257 Emily Payne	675 Emily Payne
	150 Kaitlyn Yearsich	372 Trina Pappas	246 Kaitlyn Yearsich	672 Trina Pappas
	139 Marissa Metcalfe	356 Kaitlyn Yearsich	242 Isabel Sitkowski	659 Samantha Andrews
	134 Trina Pappas	356 Marissa Metcalfe	236 Trina Pappas	657 Isabel Sitkowski
	133 Isabel Sitkowski	335 Samantha Andrews	234 Abilgail McDaniel	653 Kaitlyn Yearsich
			234 Marissa Metcalfe	

Most Improved Averages

Boys	90 to 118.80 = +28.80	Brett Cobban	29 to 46.29 = +17.29	Zach Kettell	72 to 86.40 = +14.40	Quinn Stroud
Girls	70 to 90.05 = +20.05	Trina Pappas	70 to 81.48 = +11.48	Samantha Andre	70 to 78.88 = +8.88	Gabriella Shumylo

Most Un-Improved Averages

Boys	66 to 56.63 = -9.38	Nathan Rodrique	72 to 73.08 = +1.08	Ryan McDaniel	105 to 106.19 = +1.19	Carlos Haase
Girls	104 to 93.83 = -10.17	Marissa Metcalfe	138 to 133.27 = -4.73	Emily Payne	86 to 83.11 = -2.89	Brianna Wagner

Last Week's Top Scores

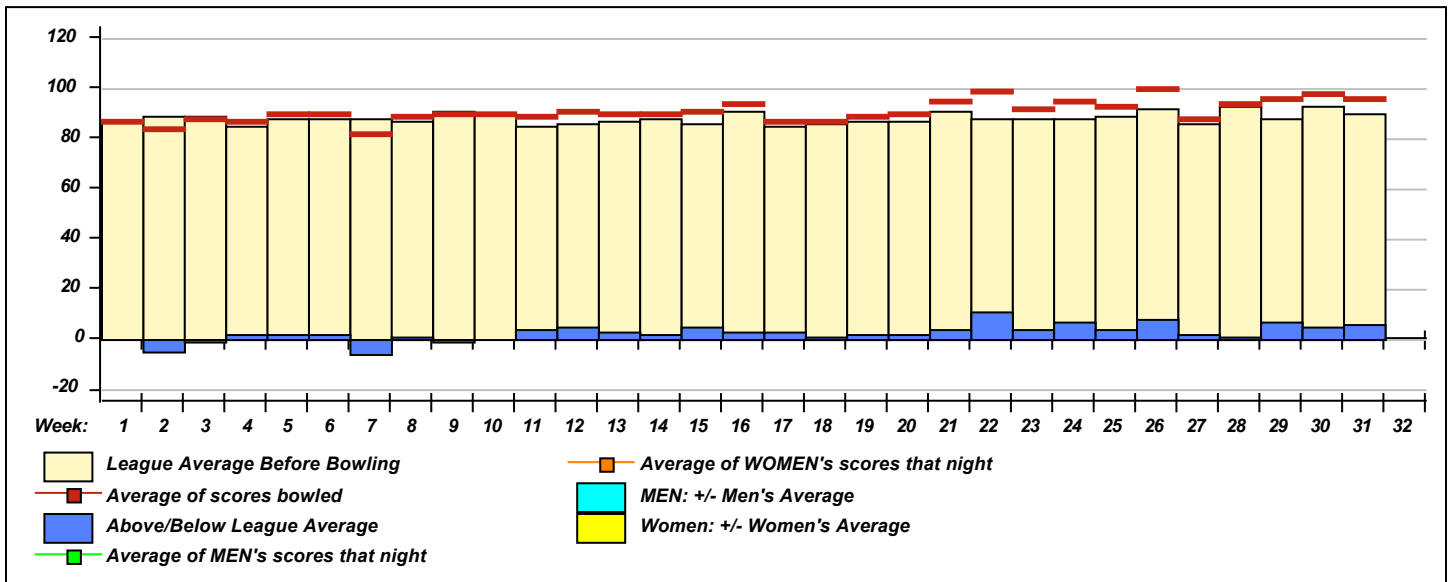
Team Scratch Game	Team Scratch Series	Team Handicap Game	Team Handicap Series
605 Team 6	1719 Team 6	1014 Team 6	2946 Team 6
449 The Strikers	1302 Team 5	987 The Strikers	2860 The Strikers
444 Team 5	1246 The Strikers	969 Team 1	2794 Team 1
428 Team 1	1171 Team 1	953 Team #4	2794 Team #4

Team Scratch Game			Team Scratch Series			Team Handicap Game			Team Handicap Series		
397	Team #4		1126	Team #4		928	Team 5		2754	Team 5	
Scratch Game			Scratch Series			Handicap Game			Handicap Series		
Boys	179	Brian Kwiecinski	490	Brian Kwiecinski		248	Brian Kwiecinski		697	Brian Kwiecinski	
	156	Brett Cobban	383	Brett Cobban		229	Brett Cobban		607	Daniel Cornejo	
	146	Michael Saksa	366	Peter Dimiceli		228	Michael Saksa		602	Brett Cobban	
	135	Peter Dimiceli	316	Michael Saksa		208	Daniel Cornejo		579	Quinn Stroud	
	104	Quinn Stroud	273	Quinn Stroud		206	Quinn Stroud		576	Peter Dimiceli	
Girls	134	Emily Payne	335	Samantha Andrews		244	Haley Batres		659	Samantha Andrews	
	125	Haley Batres	333	Emily Payne		223	Samantha Andrews		653	Haley Batres	
	125	Kaitlyn Yearsich	327	Kaitlyn Yearsich		219	Kaitlyn Yearsich		609	Kaitlyn Yearsich	
	115	Samantha Andrews	296	Haley Batres		200	Abilgail McDaniel		567	Abilgail McDaniel	
	96	Abilgail McDaniel	255	Abilgail McDaniel		193	Emily Payne		533	Gabriella Shumylo	

Team Results

Name	True Average	HDCP	Pins	Gms	-1-	-2-	-3-	Total	HDCP High Total	HDCP High Game	HDCP High Sers	HDCP To Raise Avg +1	To Drop Avg -1	225's	650's	Most Improved Ave +/-	
1 - Team 1 Lane 17 HDCP=539 Ave=397																	
Carlos Haase	106.19	84	5734	54	a96	a96	a96	288	540	153	235	366	617	365	307	-- --	105 +1.19
Michael Saksa	108.25	82	9093	84	76	94	146	316	562	164	250	410	659	390	302	-- --	99 +9.25
Daniel Cornejo	39.33	144	1180	30	51	56	62	169	607	63	211	169	607	140	106	-- --	33 +6.33
Nathan Rodriguez	56.63	129	4077	72	a46	a46	a46	138	525	92	220	237	592	198	122	-- --	66 -9.38
Ricky Paz	88.14	100	7051	80	91	91	a78	260	560	132	239	359	665	336	252	-- --	79 +9.14
2 - Team 2 Lane 16 HDCP=0 Ave=0																	
3 - The Strikers Lane 20 HDCP=537 Ave=400																	
Gabriella Shumylo	78.88	109	5443	69	73	82	54	209	533	113	225	284	611	245	172	-- --	70 +8.88
Haley Batres	69.68	117	3066	44	67	104	125	296	653	125	244	296	653	224	176	-- --	70 -0.32
Trina Pappas	90.05	99	5133	57	a80	a80	a80	240	537	134	236	372	672	327	266	-- --	70 +20.05
Alexis Clark	68.35	118	3896	57	a58	a58	a58	174	528	101	214	250	608	244	183	-- --	70 -1.65
Kaitlyn Yearsich	95.51	94	8023	84	96	125	106	327	609	150	246	356	653	329	241	-- --	87 +8.51
4 - Team #4 Lane 18 HDCP=556 Ave=380																	
Zach Kettell	46.29	138	3194	69	49	26	61	136	550	89	236	211	643	190	117	-- --	29 +17.29
Marissa Metcalfe	93.83	96	7319	78	87	67	81	235	520	139	234	356	592	295	213	-- --	104 -10.17
Isabel Sitkowski	81.48	107	4889	60	a71	a71	a71	213	534	133	242	333	657	277	213	-- --	73 +8.48
Samantha Andrews	81.48	107	6844	84	110	110	115	335	659	119	230	335	659	290	202	-- --	70 +11.48
Brenda Metcalfe	79.39	108	5478	69	a69	a69	a69	207	531	114	222	299	623	282	209	-- --	77 +2.39
5 - Team 5 Lane 19 HDCP=485 Ave=459																	
Quinn Stroud	86.40	102	6480	75	85	104	84	273	579	158	262	351	670	306	227	-- --	72 +14.40
Ryan McDaniel	73.08	114	6358	87	68	74	80	222	564	125	239	280	622	302	211	-- --	72 +1.08
Abilgail McDaniel	84.22	104	7327	87	96	86	73	255	567	128	234	331	649	323	232	-- --	86 -1.78
Emily Payne	133.27	60	12394	93	98	101	134	333	510	198	257	495	675	470	373	-- --	138 -4.73
Brianna Wagner	83.11	105	5485	66	a73	a73	a73	219	534	124	232	316	640	311	241	-- --	86 -2.89
6 - Team 6 Lane 15 HDCP=408 Ave=544																	
Owen Karr	71.67	116	3225	45	a61	a61	a61	183	531	99	218	247	598	231	182	-- --	67 +4.67
Peter Dimiceli	122.74	70	9328	76	135	110	121	366	576	203	275	505	721	389	309	-- --	119 +3.74
Brett Cobban	118.80	73	9979	84	121	156	106	383	602	176	256	440	701	374	286	-- --	90 +28.80
Brian Kwiecinski	124.37	68	11193	90	147	179	164	490	697	179	249	490	697	432	338	-- --	122 +2.37
Nicholas Schutz	109.79	81	4611	42	a99	a99	a99	297	540	153	239	408	657	339	293	-- --	100 +9.79

League Average Week-by-Week



STARDUST BOWL III

***** Last Week's High Scores for Immediate Release *****

	<u>Scratch Game</u>	<u>Scratch Game</u>	<u>Scratch Series</u>	<u>Scratch Series</u>
Boys	179 Brian Kwiecinski	104 Quinn Stroud	490 Brian Kwiecinski	
	164 Brian Kwiecinski	94 Michael Saksa	383 Brett Cobban	
	156 Brett Cobban	91 Ricky Paz	366 Peter Dimiceli	
	147 Brian Kwiecinski	91 Ricky Paz	316 Michael Saksa	
	146 Michael Saksa	85 Quinn Stroud	273 Quinn Stroud	
	135 Peter Dimiceli	84 Quinn Stroud	222 Ryan McDaniel	
	121 Brett Cobban	80 Ryan McDaniel	169 Daniel Cornejo	
	121 Peter Dimiceli	76 Michael Saksa	136 Zach Kettell	
	110 Peter Dimiceli	74 Ryan McDaniel		
	106 Brett Cobban	68 Ryan McDaniel		
Girls	134 Emily Payne	96 Abigail McDaniel	335 Samantha Andrews	
	125 Haley Batres	96 Kaitlyn Yearsich	333 Emily Payne	
	125 Kaitlyn Yearsich	87 Marissa Metcalfe	327 Kaitlyn Yearsich	
	115 Samantha Andrews	86 Abigail McDaniel	296 Haley Batres	
	110 Samantha Andrews	82 Gabriella Shumylo	255 Abigail McDaniel	
	110 Samantha Andrews	81 Marissa Metcalfe	235 Marissa Metcalfe	
	106 Kaitlyn Yearsich	73 Gabriella Shumylo	209 Gabriella Shumylo	
	104 Haley Batres	73 Abigail McDaniel		
	101 Emily Payne	67 Haley Batres		
	98 Emily Payne	67 Marissa Metcalfe		

STARDUST BOWL III

National Association Awards Earned Last Week

Name	ID Number	Award Average	Award Games	G1	G2	G3	Series	Award Score	Award Received
Samantha Andrews	-	80	81	110	110	115	335	335	300 Youth 3 Game Series (USBC Award)
Haley Batres	-	67	41	67	104	125	296	125	125 Youth Game Award (USBC Awards)

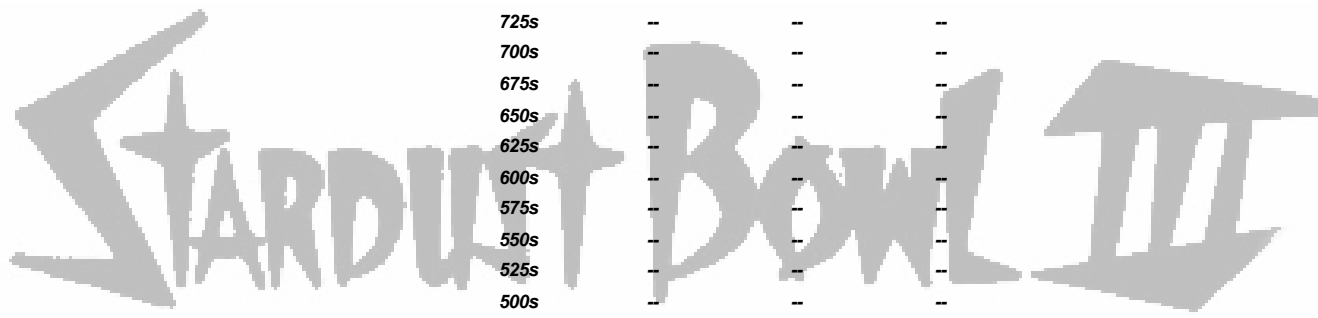
Local and Bowling Center Awards

Name	ID Number	Award Average	Award Games	G1	G2	G3	Series	Award Score	Award Received
Brian Kwiecinski	-	123	87	147	179	164	490	490	Pins Over Ave Series (State Assoc. Awar

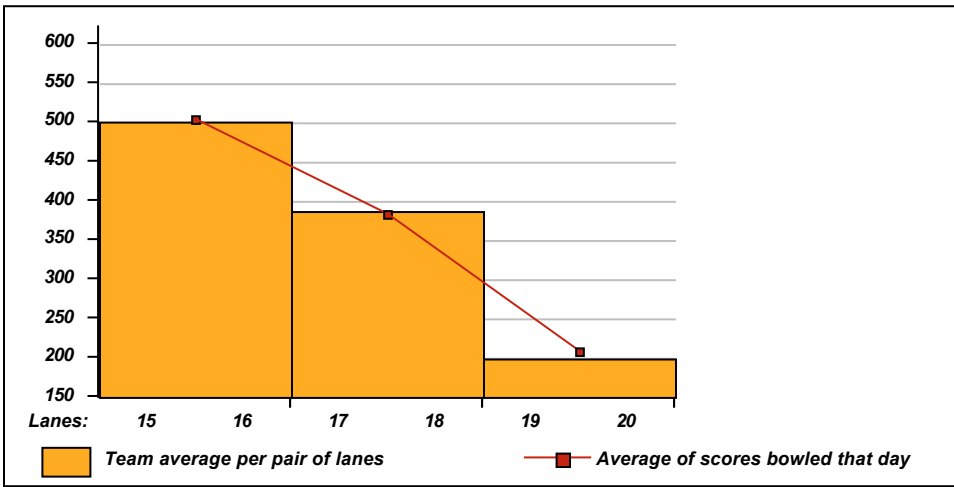
This Week's Statistics

	Over All	Boys	Girls
How many people bowled	16	9	7
Number of games bowled	47	26	21
Actual average of week's scores	96.32	97.58	94.76
How many games above average	28	17	11
How many games below average	17	9	8
Pins above/below average per game	6.66	8.54	4.33
How many people raised average	10	6	4
by this amount	0.76	0.64	0.94
How many people went down	6	3	3
by this amount	-0.33	-0.06	-0.59
League average before bowling	89.91	89.30	90.70
League average after bowling	90.27	89.71	90.98
Change in league average	0.35	0.41	0.28

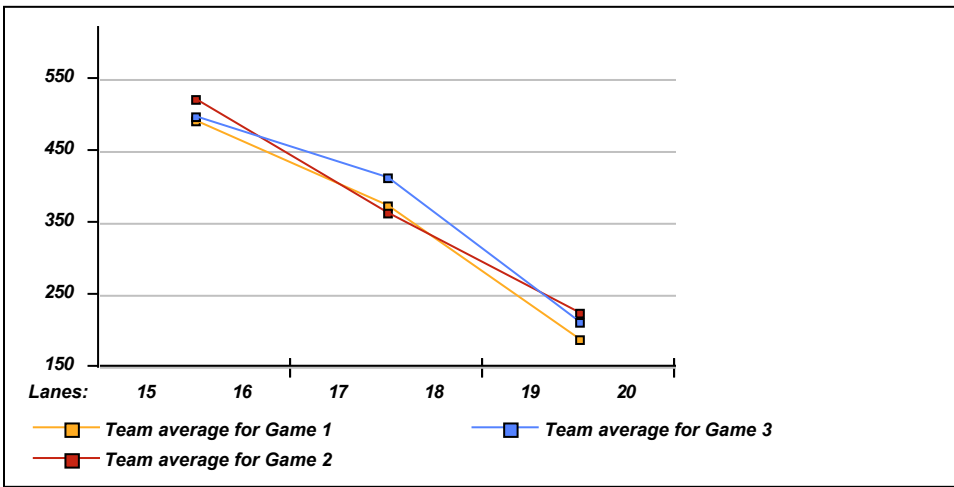
800s	--	--	--
775s	--	--	--
750s	--	--	--
725s	--	--	--
700s	--	--	--
675s	--	--	--
650s	--	--	--
625s	--	--	--
600s	--	--	--
575s	--	--	--
550s	--	--	--
525s	--	--	--
500s	--	--	--
475s	1	1	--
450s	--	--	--
425s	--	--	--
400s	--	--	--
below 400	15	8	7
300s	--	--	--
275s	--	--	--
250s	--	--	--
225s	--	--	--
200s	--	--	--
175s	1	1	--
150s	2	2	--
125s	6	3	3
100s	11	5	6
below 100	27	15	12



Team Average vs Ave of Scores



Average of Scores for Each Game



Amount Over/Under Team Average

