

8 Is Enough
8 Games of 8 Pin No Tap
April 17 - May 16
1st Place \$888

OSL Phantom Strikers

Saturday 6:20 pm

04/03/2010 Week 8 of 8

Stardust Bowl

Thank you for bowling with us! We hope to see you next season!

Secretary/Treasurer: Diane Lund is on Lane 46



Send us a Friend Request on www.Facebook.com/StardustBowl3

League Standing Sheets are on www.BowlStardust.com Sign up for Email Alerts
~Join our Email List! Get League updates, Open Bowl Specials & Coupons!
~Summer Leagues Forming! White Sox vs Cubs Leagues plus many more!!
===== U P C O M I N G T O U R N A M E N T S =====
~King of the Hill Friday's @ 10:40pm March 26 - May 7
~8 is Enough Tournament ~8 Games of 8 Pin No Tap~ April 17th thru May 16th
~40 Frame Game Tournament: ALL Summer May 15 - August 15 Any Day, Any Time
~Are you on www.BowlStardust.com? Bowler of the Year Tournament May 14 & 21
~Post-Tribune Tournament: Women's Sat. May 22, Men's Sun. May 23 both start @ 12pm, sign up 11am at Stardust Bowl II. Qualifiers posted @ post-trib.com



House Jackpots - Enter by the 3rd Frame

~Strike Lotto \$2.00 Entry @ the Front Desk 180 & Under 181 & Over Divisions
~High Roller Jackpot. You Bowl It, You Win a % of the Jackpot!
270-279 = 10% 280-289 = 15% 290-299 = 25% ~300~ = 50%
~\$5.00 Brackets at the Front Desk, Scratch and Handicap Brackets



Team Standings

Place	Lane	#	Team Name	Points Won	Points Lost	%Won	Scratch Pins	Pins + HDCP	High Game	HDCP Game	High Sers	HDCP Sers	Year-To-Date WON	Y-T-D LOST	Y-T-D %WON
1	47	6	Mustangs	44	12	78.6	11249	18935	527	849	1514	2471	44	12	78.6
2	38	8	Lucky Strikers	41	15	73.2	12682	18793	644	933	1704	2571	41	15	73.2
3	36	3	Team 3	36	20	64.3	12286	18766	566	831	1620	2444	36	20	64.3
4	40	14	Team 14	33	23	58.9	15651	19110	777	930	2151	2565	33	23	58.9
5	41	2	Team 2	32	24	57.1	11718	18522	565	847	1520	2396	32	24	57.1
6	33	4	Team 4	27	29	48.2	12093	18648	651	929	1629	2462	27	29	48.2
7	46	5	Team 5	27	29	48.2	11566	18520	577	862	1569	2424	27	29	48.2
8	34	13	Team 13	27	29	48.2	11744	18290	629	873	1604	2376	27	29	48.2
9	44	9	PINPOPPERS	27	29	48.2	12807	18237	625	851	1666	2362	27	29	48.2
10	35	15	Splits for Brains	27	29	48.2	9768	15894	566	823	1533	2367	27	29	48.2
11	39	1	Team 1	24	32	42.9	12331	18292	639	887	1617	2375	24	32	42.9
12	45	7	Slippery Lanes	24	32	42.9	10481	16331	559	838	1580	2429	24	32	42.9
13	43	12	Team 12	23	33	41.1	9178	16057	501	827	1380	2361	23	33	41.1
14	48	10	Team 10	21	35	37.5	12880	18433	648	873	1727	2402	21	35	37.5
15	37	11	Team 11	20	36	35.7	9878	13562	624	817	1763	2336	20	36	35.7
16	42	16	BYE	2	54		0	0	0	0	0	0	2	54	3.6

Review of Last Week's Bowling.....

Lanes	Team Name	HDCP -1-	HDCP -2-	HDCP -3-	HDCP Total	Last Wk WON	Team Name	HDCP -1-	HDCP -2-	HDCP -3-	HDCP Total	Last Wk WON
33-34	Mustangs	778	778	828	2384	2	Slippery Lanes	785	801	818	2404	5
35-36	Team 11	0	0	0	0	0	Team 1	816	749	742	2247	3
37-38	Team 2	691	845	817	2353	2	Team 14	856	822	887	2565	5
39-40	Lucky Strikers	726	787	772	2285	7	PINPOPPERS	703	662	722	2087	0
41-42	Team 10	781	745	737	2263	2	Team 12	739	781	802	2322	5
43-44	Team 5	760	862	802	2424	5	Team 4	779	770	790	2339	2
45-46	Splits for Brains	741	726	731	2198	2	Team 13	697	873	766	2336	5
47-48	BYE	0	0	0	0	0	Team 3	763	814	820	2397	7

Thanks for bowling! We hope you had a good time. See you next season!

Individual High Averages

Men	Women
187.95 Kitt Zubik	162.29 Diane Zubik
164.25 Bob Mills	161.89 Kim Clementi
159.06 Jim Clancy	155.50 Kay Giegerich
157.10 Rich Lund	152.46 Cheri Nawrocki
148.25 Tim Wojcinski	146.95 Julie Wojcinski
146.67 Waren Wood	142.67 Mary O'Brien
143.48 Roy Witting	140.71 Janene Mills

High Ave		
140.71	Larry Welch	
134.50	Larry Tegtmeier	
129.43	Clyde Beuster	

High Ave		
140.48	Tina Kazmierowski	
136.67	Dawn Schmidt	
136.29	Diane Lund	

Season High Scores

Team Scratch Game	Team Scratch Series	Team Handicap Game	Team Handicap Series
777 Team 14	2151 Team 14	933 Lucky Strikers	2571 Lucky Strikers
651 Team 4	1763 Team 11	930 Team 14	2565 Team 14
648 Team 10	1727 Team 10	929 Team 4	2471 Mustangs

Bowlers must have completed a minimum of 16 games to be eligible for any league award.

	Scratch Game	Scratch Series	Handicap Game	Handicap Series
Men	257 Kitt Zubik	646 Kitt Zubik	277 Steve Robinett	725 Bob Mills
	236 Bob Mills	614 Bob Mills	273 Scott Milne	696 Waren Wood
	220 Waren Wood	531 Waren Wood	273 Bob Mills	693 Larry Welch
	208 Jim Clancy	527 Jim Clancy	271 Kitt Zubik	688 Kitt Zubik
	197 Steve Robinett	504 Larry Welch	270 Waren Wood	672 Scott Milne
		265 Loren VanSchouven		
Women	225 Diane Zubik	578 Diane Zubik	274 Kay Giegerich	713 Kay Giegerich
	216 Kay Giegerich	553 Kim Clementi	271 Nancy Miskiewicz	695 Diane Zubik
	203 Kim Clementi	539 Kay Giegerich	264 Diane Zubik	676 Kim Clementi
	203 Nancy Miskiewicz	514 Cheri Nawrocki	259 MaryPat Bertrand	667 Tina Kazmierowski
	201 Janene Mills	513 Julie Wojcinski	259 Janene Mills	660 Heather Koetteritz
	199 Tina Kazmierowski		253 Tina Kazmierowski	660 Julie Wojcinski

Most Improved Average

Men	118 to 134.50 =+16.50	Larry Tegtmeier	105 to 114.24 =+9.24	Steve Robinett	132 to 140.71 =+8.71	Larry Welch
Women	125 to 146.95 =+21.95	Julie Wojcinski	99 to 109.90 =+10.90	Diane Witting	126 to 136.67 =+10.67	Dawn Schmidt

Last Week's Top Scores

Team Scratch Game	Team Scratch Series	Team Handicap Game	Team Handicap Series	
749 Team 14	2151 Team 14	887 Team 14	2565 Team 14	
629 Team 13	1620 Team 3	873 Team 13	2424 Team 5	
577 Team 5	1604 Team 13	862 Team 5	2404 Slippery Lanes	
Scratch Game	Scratch Series	Handicap Game	Handicap Series	
Men	236 Bob Mills	614 Bob Mills	277 Steve Robinett	725 Bob Mills
	217 Kitt Zubik	571 Kitt Zubik	273 Bob Mills	642 Larry Welch
	210 Ed Mullner	498 Ed Mullner	251 Ed Mullner	642 Loren VanSchouven
	197 Steve Robinett	486 Rich Lund	228 Kitt Zubik	638 Roy Witting
	171 Rich Lund	477 Larry Welch	227 Dan Nawrocki	627 Steve Robinett
			621 Ed Mullner	
Women	179 Kim Clementi	511 Kim Clementi	244 Diane Witting	647 Maureen Sadzak
	179 Mary O'Brien	497 Diane Zubik	240 DeAnne Kalk	645 Doris Wood
	176 Tina Kazmierowski	473 Kay Giegerich	233 Mary O'Brien	634 Janene Mills
	172 Janene Mills	469 Janene Mills	229 Tina Kazmierowski	629 Mary O'Brien
	171 Diane Zubik	467 Mary O'Brien	228 Doris Wood	622 DeAnne Kalk
	168 DeAnne Kalk		228 Linda Welch	

Weekly Game Over Average
Game - Ave = Difference

Men	197 - 111 = 86	Steve Robinett
	236 - 158 = 78	Bob Mills
	210 - 154 = 56	Ed Mullner
Women	162 - 108 = 54	Diane Witting
	168 - 120 = 48	DeAnne Kalk
	179 - 140 = 39	Mary O'Brien

Weekly Series over Average
Series - Ave = Difference

614 - 474 = 140	Bob Mills
399 - 327 = 72	Loren VanSchouven
477 - 414 = 63	Larry Welch
425 - 351 = 74	Maureen Sadzak
441 - 372 = 69	Doris Wood
469 - 414 = 55	Janene Mills

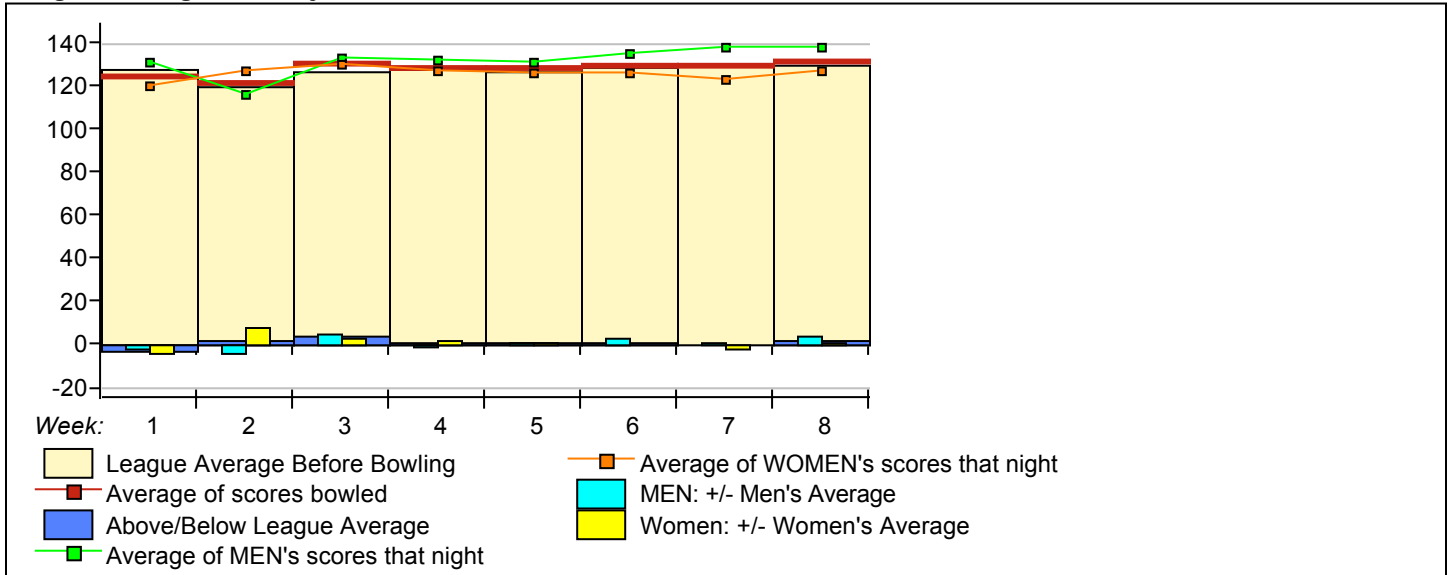
Team Rosters

Name	True Average	HDCP	High	HDCP	High	HDCP	To Raise	To Drop	Most Improved										
									250's	700's	Ave +/-								
1 - Team 1 Lane 39	HDCP=253	Ave=517																	
Kerry Czarobski	128.92	64	3094	24	137	115	100	352	541	186	246	449	629	389	361	--	--	135	-6.08
Art Czarobski	143.27	51	2149	15	157	125	163	445	601	167	225	475	649	443	424	--	--	135	+8.27
Tina Kazmierowski	140.48	54	2950	21	176	119	106	401	560	199	253	505	667	434	409	--	--	139	+1.48
Lynn Kazmierowski	106.29	84	2232	21	95	109	92	296	545	140	227	380	641	336	311	--	--	123	-16.71
BB	117.00	74	351	3				0	0	141	215	351	573	357	350	--	--		
2 - Team 2 Lane 41	HDCP=278	Ave=489																	
Tim Sadzak	129.00	63	3096	24	95	128	109	332	518	154	224	434	620	414	386	--	--	139	-10.00
Maureen Sadzak	120.57	72	2532	21	124	149	152	425	647	152	226	425	647	372	347	--	--	122	-1.43
Larry Tegtmeier	134.50	59	3228	24	123	154	151	428	608	181	233	428	608	417	389	--	--	118	+16.50
Sandy Tegtmeier	106.50	84	2556	24	69	134	125	328	580	142	232	352	622	333	305	--	--	103	+3.50

Name	True Average	HDCP	Pins	Gms	-1-	-2-	-3-	Total	HDCP Total	High Game	HDCP Game	High Sers	HDCP Sers	To Raise Avg +1	To Drop Avg -1	250's	700's	Most Improved Ave +/-
3 - Team 3 Lane 36 HDCP=256 Ave=513																		
Cheri Nawrocki	152.46	43	3659	24	126	146	153	425	548	198	239	514	637	472	444	--	--	147 +5.46
Roy Witting	143.48	51	3013	21	170	149	157	476	638	174	236	476	648	443	418	--	--	142 +1.48
Diane Witting	109.90	81	2308	21	91	162	106	359	605	162	244	359	605	332	307	--	--	99 +10.90
Dan Nawrocki	109.50	81	2628	24	117	98	145	360	606	151	243	383	661	342	314	--	--	147 -37.50
Cathy Solty		72	0	0				0	0	0		0				--	--	
4 - Team 4 Lane 33 HDCP=259 Ave=510																		
MaryPat Bertrand	105.71	85	2220	21	93	123	102	318	573	169	259	374	644	324	299	--	--	102 +3.71
Nancy Miszkiewicz	131.17	62	3148	24	139	125	128	392	578	203	271	453	652	416	388	--	--	138 -6.83
Doris Wood	128.61	64	2315	18	160	146	135	441	645	160	228	441	645	394	372	--	--	139 -10.39
Waren Wood	146.67	48	3520	24	126	115	164	405	543	220	270	531	696	449	421	--	--	143 +3.67
Sam Wood	97.67	92	293	3				0	0	109	201	293	569	295	288	--	--	
5 - Team 5 Lane 46 HDCP=279 Ave=488																		
Diane Lund	136.29	57	2862	21	140	135	154	429	603	178	232	429	606	426	401	--	--	128 +8.29
Rich Lund	157.10	38	3299	21	159	171	156	486	603	192	231	499	628	493	468	--	--	156 +1.10
Diane Robinett	81.71	107	1716	21	90	74	103	267	591	106	218	267	591	252	227	--	--	83 -1.29
Steve Robinett	114.24	77	2399	21	86	197	104	387	627	197	277	387	629	361	336	--	--	105 +9.24
Marilyn Moller		72	0	0				0	0	0		0				--	--	
James Moller	130.33	63	391	3				0	0	158	221	391	580	395	388	--	--	
6 - Mustangs Lane 47 HDCP=299 Ave=467																		
Larry Welch	140.71	54	3377	24	150	160	167	477	642	187	250	504	693	430	402	--	--	132 +8.71
Linda Welch	105.63	85	2535	24	97	121	141	359	620	141	230	359	621	327	299	--	--	102 +3.63
Michael Koetteritz	111.25	80	2670	24	115	117	105	337	577	134	215	368	611	354	326	--	--	110 +1.25
Heather Koetteritz	111.13	80	2667	24	115	79	114	308	545	150	232	414	660	357	329	--	--	116 -4.88
7 - Slippery Lanes Lane 45 HDCP=271 Ave=497																		
Aaron O'Brien	123.90	69	2602	21	124	135	139	398	608	148	211	402	608	374	349	--	--	123 +0.90
Mary O'Brien	142.67	52	2996	21	179	144	144	467	629	192	246	467	629	436	411	--	--	137 +5.67
Scott Milne	129.19	63	2713	21	126	132	136	394	586	195	273	459	672	407	382	--	--	122 +7.19
Sandy Milne	103.33	87	2170	21	80	114	123	317	581	130	220	340	613	326	301	--	--	123 -19.67
8 - Lucky Strikers Lane 38 HDCP=241 Ave=530																		
Clare Giegerich	121.38	71	2549	21	107	148	138	393	609	148	220	393	617	379	354	--	--	127 -5.62
Kay Giegerich	155.50	40	3732	24	163	151	159	473	593	216	274	539	713	480	452	--	--	155 +0.50
Clyde Beuster	129.43	63	2718	21	116	153	111	380	569	164	233	438	636	402	377	--	--	121 +8.43
Darlene Marzelli	125.58	67	3014	24	101	96	125	322	514	173	236	432	639	388	360	--	--	137 -11.42
9 - PINPOPPERS Lane 44 HDCP=239 Ave=532																		
Julie Wojcinski	146.95	48	3086	21	128	117	142	387	522	195	244	513	660	442	417	--	--	125 +21.95
Keith Johnson	102.71	88	2465	24	75	74	74	223	475	160	240	397	643	316	288	--	--	117 -14.29
Dawn Schmidt	136.67	57	2870	21	129	97	145	371	536	166	220	464	626	418	393	--	--	126 +10.67
Tim Wojcinski	148.25	46	3558	24	142	145	132	419	554	179	229	498	651	465	437	--	--	141 +7.25
Donna Schmidt		72	0	0				0	0	0		0				--	--	121
10 - Team 10 Lane 48 HDCP=222 Ave=552																		
Marie Studer	91.43	98	1920	21	a81	a81	a81	243	537	142	245	327	636	288	263	--	--	85 +6.43
Janice Krillich	134.27	59	2014	15	144	119	115	378	549	191	250	449	626	416	397	--	--	130 +4.27
Kim Clementi	161.89	35	2914	18	179	168	164	511	619	203	244	553	676	488	466	--	--	160 +1.89
Ted Jaeger	166.42	30	1997	12a	156a	156a	156	468	558	185	215	516	612	508	492	--	--	156 +10.42
11 - Team 11 Lane 37 HDCP=220 Ave=553																		
Leah Clancy	128.00	64	2304	18a	118a	118a	118	354	546	165	225	400	592	405	383	--	--	137 -9.00
Jim Clancy	159.06	36	2863	18a	149a	149a	149	447	555	208	243	527	596	497	475	--	--	161 -1.94
Diane Rodriguez	120.33	72	1444	12a	110a	110a	110	330	546	161	234	381	600	371	355	--	--	143 -22.67
Dave Rodriguez	146.25	48	1755	12a	136a	136a	136	408	552	182	225	457	586	450	434	--	--	149 -2.75
12 - Team 12 Lane 43 HDCP=320 Ave=443																		
Valerie Baker	97.76	92	2053	21	89	110	111	310	589	137	244	336	657	299	274	--	--	96 +1.76
David Baker	113.44	78	1021	9a	103a	103a	103	309	543	134	211	344	581	347	334	--	--	111 +2.44
Loren VanSchouwen	113.44	78	2042	18	114	140	145	399	642	176	265	399	642	352	330	--	--	121 -7.56
Bruce VanSchouwen	120.56	72	2170	18	111	106	121	338	548	152	219	405	624	371	349	--	--	122 -1.44
RoseAnn Bultema	86.67	102	260	3				0	0	115	217	260	566	262	255	--	--	
Brian Rogers		72	0	0				0	0	0		0				--	--	
Mike Hamstra	109.50	81	657	6				0	0	127	206	338	575	333	323	--	--	
13 - Team 13 Lane 34 HDCP=253 Ave=517																		
Susan Devermann	97.25	92	778	8				0	0	123	211	312	576	300	288	--	--	
Ed Mullner	156.80	39	2352	15	118	210	170	498	621	210	251	498	621	474	455	--	--	156 +0.80
Brad Kalk	142.33	52	2135	15	144	164	131	439	598	178	228	448	613	439	420	--	--	142 +0.33
DeAnne Kalk	122.04	70	2929	24	104	168	134	406	622	168	240	419	641	392	364	--	--	117 +5.04
Gerda Mullner	109.33	81	2296	21	87	87	87	261	495	156	228	419	635	344	319	--	--	113 -3.67

Name	True			-1-	-2-	-3-	Total	HDCP Total	High Game	HDCP Game	High Sers	HDCP Sers	To Raise Avg +1	To Drop Avg -1	250's	700's	Most Improved		
	Average	HDCP	Pins_Gms														Ave	+/-	
14 - Team 14 Lane 40	HDCP=131 Ave=653																		
Janene Mills	140.71	54	2955	21	156	141	172	469	634	201	259	469	634	429	404	--	--	138	+2.71
Diane Zubik	162.29	34	3895	24	171	166	160	497	602	225	264	578	695	506	478	--	--	156	+6.29
Bob Mills	164.25	32	3942	24	174	204	236	614	725	236	273	614	725	513	485	--	--	159	+5.25
Kitt Zubik	187.95	11	3947	21	217	173	181	571	604	257	271	646	688	565	540	1	--	191	-3.05
15 - Splits for Brains Lane 35	HDCP=307 Ave=457																		
Jen Puente	126.94	66	2285	18	116	116	116	348	546	175	247	417	633	382	360	--	--	125	+1.94
Norm Puente	92.11	97	1658	18	82	82	82	246	537	134	233	322	619	295	273	--	--	89	+3.11
Marian Walsh	114.05	77	2395	21	112	117	121	350	584	143	224	367	613	365	340	--	--	113	+1.05
Shawn Walsh	125.00	67	1500	12				0	0	155	213	405	584	390	374	--	--		
Jack Jacobs	148.44	46	1336	9	149	129	130	408	531	225	238	555	594	452	439	--	--		
16 - BYE Lane 42	HDCP=0 Ave=0																		

League Average Week-by-Week



**** Last Week's High Scores for Immediate Release ****

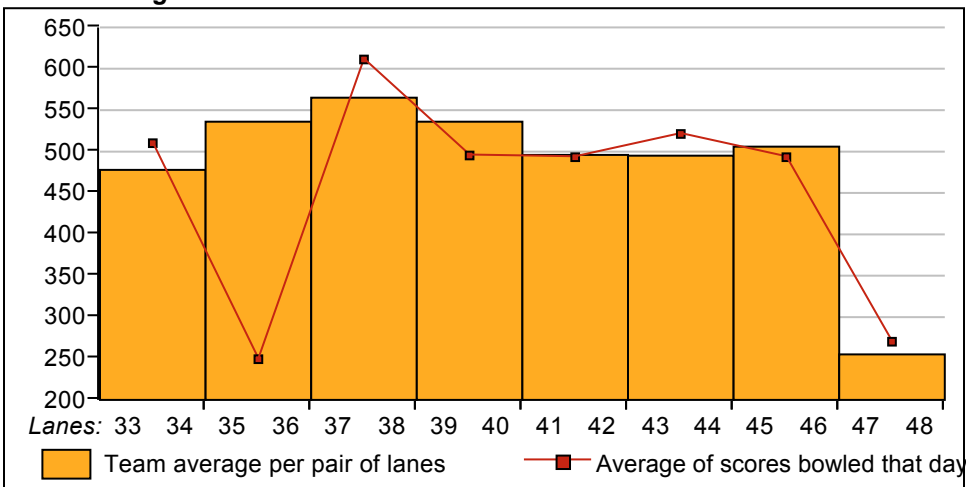
	<u>Scratch Game</u>	<u>Scratch Game</u>	<u>Scratch Series</u>	<u>Scratch Series</u>
Men	236 Bob Mills	170 Ed Mullner	614 Bob Mills	408 Jack Jacobs
	217 Kitt Zubik	167 Larry Welch	571 Kitt Zubik	405 Waren Wood
	210 Ed Mullner	164 Waren Wood	498 Ed Mullner	399 Loren VanSchouven
	204 Bob Mills	164 Brad Kalk	486 Rich Lund	398 Aaron O'Brien
	197 Steve Robinett	163 Art Czarobski	477 Larry Welch	394 Scott Milne
	181 Kitt Zubik	160 Larry Welch	476 Roy Witting	393 Clare Giegerich
	174 Bob Mills	159 Rich Lund	445 Art Czarobski	387 Steve Robinett
	173 Kitt Zubik	157 Art Czarobski	439 Brad Kalk	380 Clyde Beuster
	171 Rich Lund	157 Roy Witting	428 Larry Tegtmeier	360 Dan Nawrocki
	170 Roy Witting	156 Rich Lund	419 Tim Wojcinski	338 Bruce VanSchouven
Women	179 Kim Clementi	162 Diane Witting	511 Kim Clementi	401 Tina Kazmierowski
	179 Mary O'Brien	160 Doris Wood	497 Diane Zubik	392 Nancy Miskiewicz
	176 Tina Kazmierowski	160 Diane Zubik	473 Kay Giegerich	387 Julie Wojcinski
	172 Janene Mills	159 Kay Giegerich	469 Janene Mills	378 Janice Krillich
	171 Diane Zubik	156 Janene Mills	467 Mary O'Brien	371 Dawn Schmidt
	168 Kim Clementi	154 Diane Lund	441 Doris Wood	359 Diane Witting
	168 DeAnne Kalk	153 Cheri Nawrocki	429 Diane Lund	359 Linda Welch
	166 Diane Zubik	152 Maureen Sadzak	425 Maureen Sadzak	352 Kerry Czarobski
	164 Kim Clementi	151 Kay Giegerich	425 Cheri Nawrocki	350 Marian Walsh
	163 Kay Giegerich	149 Maureen Sadzak	406 DeAnne Kalk	328 Sandy Tegtmeier

STARDUST BOWL III

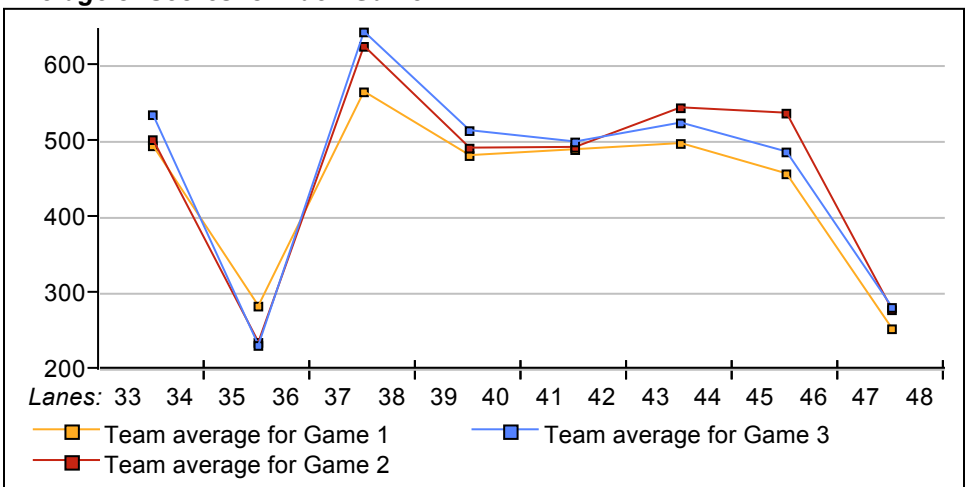
This Week's Statistics

	<u>Over All</u>	<u>Men</u>	<u>Women</u>
How many people bowled	51	24	27
Number of games bowled	153	72	81
Actual average of week's scores	132.20	137.54	127.44
How many games above average	82	38	44
How many games below average	69	33	36
Pins above/below average per game	2.82	4.08	1.70
How many people raised average	33	16	17
by this amount	1.63	1.83	1.44
How many people went down	18	8	10
by this amount	-2.13	-2.39	-1.92
League average before bowling	129.83	133.93	126.18
League average after bowling	130.13	134.36	126.37
Change in league average	0.31	0.43	0.20
800s	--	--	--
775s	--	--	--
750s	--	--	--
725s	--	--	--
700s	--	--	--
675s	--	--	--
650s	--	--	--
625s	--	--	--
600s	1	1	--
575s	--	--	--
550s	1	1	--
525s	--	--	--
500s	1	--	1
475s	5	4	1
450s	3	--	3
425s	7	3	4
400s	5	3	2
below 400	28	12	16
300s	--	--	--
275s	--	--	--
250s	--	--	--
225s	1	1	--
200s	3	3	--
175s	5	2	3
150s	34	18	16
125s	46	22	24
100s	42	18	24
below 100	22	8	14

Team Average vs Ave of Scores



Average of Scores for Each Game



Amount Over/Under Team Average

