



*Stardust Bowl III League*  
*Bowler of the Year Tournament*  
 Qualifying Round May 13 @ 7pm  
 Championship May 20 @ 7pm

**COL. Phantom Strikers**

Saturday 6:20 pm

04/02/2011 Week 8 of 9

Lanes 27 - 40

Stardust Bowl

Secretary/Treasurer: Diane Lund is on Lane 35

Send us a Friend Request on [www.Facebook.com/StardustBowl3](http://www.Facebook.com/StardustBowl3)

League Standing Sheets are on [www.BowlStardust.com](http://www.BowlStardust.com) Sign up for Email Alerts

~Join our Email List! Get League updates, Open Bowl Specials & Coupons!

===== UPCOMING TOURNAMENTS =====

~King of the Hill Spring Mini-Series March 25 - May 6 Friday's 10:40pm

~Are you on [www.BowlStardust.com](http://www.BowlStardust.com)? Bowler of the Year Tournament May 13 & 20

~40 Frame Game Tournament ALL Summer Any Day, Any Time May 14 - Aug. 14

===== SUMMER LEAGUES FORMING =====

Money Doubles ~ Sox vs Cubs ~ Tools to Bowl ~ Youth/Adult ~ Thurs Stars ~

~King of the Hill Summer Series May 27 - August 19 Friday's 8:30pm



**Lane Assignments**

	27-28	29-30	31-32	33-34	35-36	37-38	39-40
9 05/07	3-12	11-13	7- 1	6-14	5- 2	9- 4	10- 8

**Team Standings**

Place	Lane	#	Team Name	Points Won	Points Lost	%Won	Scratch Pins	Pins + HDCP	Team Ave	High Game	HDCP Game	High Sers	HDCP Year-To-Date Sers	WON	Y-T-D LOST
1	30	13	Nutty Nabors	42	14	75.0	16633	19297	693	790	904	2252	2558	42	14
2	38	4	Team 4	41	15	73.2	12060	18660	502	638	913	1623	2416	41	15
3	31	7	Slippery Lanes	33	23	58.9	11951	18407	497	566	839	1558	2363	33	23
4	37	9	Pinpoppers	31	25	55.4	12979	18592	545	664	893	1808	2495	31	25
5	27	3	Mission Impossible	31	25	55.4	12926	18470	537	624	866	1796	2522	31	25
6	34	14	Splits for Brains	30	26	53.6	11514	18426	480	549	849	1521	2421	30	26
7	29	11	The Pinheads	29	27	51.8	11231	18350	466	541	839	1503	2397	29	27
8	32	1	Team 1	27	29	48.2	10695	16041	509	687	937	1583	2333	27	29
9	33	6	Mustangs	24	32	42.9	11138	18077	462	536	834	1468	2311	24	32
10	40	8	Lucky Strikers	23	33	41.1	13063	18484	543	599	827	1686	2358	23	33
11	39	10	Team 10	23	33	41.1	10081	16075	481	552	841	1510	2377	23	33
12	36	2	Team 2	20	36	35.7	11518	18385	479	545	834	1514	2381	20	36
13	28	12	Team 12	18	38	32.1	10344	18240	418	484	826	1350	2322	18	38
14	35	5	Happy Pin Heads	18	38	32.1	11352	17973	474	556	820	1522	2330	18	38

Review of Last Week's Bowling.....

Lanes	Team Name	HDCP -1-	HDCP -2-	HDCP -3-	HDCP Total	Last Wk WON	Team Name	HDCP -1-	HDCP -2-	HDCP -3-	HDCP Total	Last Wk WON
27-28	Happy Pin Heads	759	811	718	2288	2	Team 1	762	714	839	2315	5
29-30	Team 10	745	734	743	2222	3	Mustangs	693	761	750	2204	4
31-32	Mission Impossible	858	798	866	2522	7	Lucky Strikers	744	761	778	2283	0
33-34	Team 12	700	807	714	2221	0	Nutty Nabors	846	874	838	2558	7
35-36	The Pinheads	762	739	767	2268	4	Pinpoppers	733	773	765	2271	3
37-38	Splits for Brains	721	838	804	2363	5	Team 2	717	753	829	2299	2
39-40	Slippery Lanes	701	692	749	2142	0	Team 4	784	708	834	2326	7

**Individual High Averages**

Men	Women
196.33 Kitt Zubik	170.92 Diane Zubik
182.25 Bob Mills	155.63 Kay Giegerich
157.63 Rich Lund	146.08 Cheri Nawrocki
154.86 Tim Wojcinski	145.46 Janene Mills
149.71 Waren Wood	140.24 Julie Wojcinski
145.00 John Melcarek	136.63 Mary O'Brien
144.79 Larry Welch	130.67 Dawn Schmidt
140.78 Art Czarobski	130.46 Nancy Miszkiewicz
139.63 Matt Galloy	130.25 Jen Puente
138.13 Roy Witting	129.57 Tina Kazmierowski

**Season High Scores**

Team Scratch Game	Team Scratch Series	Team Handicap Game	Team Handicap Series
790 Nutty Nabors	2252 Nutty Nabors	937 Team 1	2558 Nutty Nabors
687 Team 1	1808 Pinpoppers	913 Team 4	2522 Mission Imposs
664 Pinpoppers	1796 Mission Impossible	904 Nutty Nabors	2495 Pinpoppers
638 Team 4	1686 Lucky Strikers	893 Pinpoppers	2421 Splits for Brains

Team Scratch Game			Team Scratch Series		Team Handicap Game		Team Handicap Series		
624	Mission Impossible		1623	Team 4	866	Mission Impossible		2416	Team 4
	Scratch Game			Scratch Series		Handicap Game			Handicap Series
Men	257	Kitt Zubik	676	Kitt Zubik	270	Kitt Zubik		700	Kitt Zubik
	242	Bob Mills	614	Bob Mills	268	Waren Wood		685	Dan Nawrocki
	222	Waren Wood	552	Rich Lund	263	Dan Nawrocki		680	Tim Wojcinski
	212	Rich Lund	527	Tim Wojcinski	260	Bob Mills		677	Bob Mills
	211	Art Czarowski	501	Art Czarowski	257	Art Czarowski		675	Rich Lund
Women	242	Diane Zubik	648	Diane Zubik	278	Diane Zubik		756	Diane Zubik
	209	Tina Kazmierowski	548	Janene Mills	273	Tina Kazmierowski		683	Janene Mills
	203	Nancy Miszkiewicz	499	Kay Giegerich	273	Diane Witting		667	Nancy Miszkiewicz
	202	Janene Mills	491	Julie Wojcinski	267	Nancy Miszkiewicz		662	Julie Wojcinski
	200	Diane Witting	477	Cheri Nawrocki	259	Doris Wood		660	RoseAnn Bultema

Season Game Over Average  
Game - Ave = Difference

Men	222 - 148 = 74	Waren Wood
	188 - 116 = 72	Dan Nawrocki
	257 - 185 = 72	Kitt Zubik
	211 - 148 = 63	Art Czarowski
	242 - 180 = 62	Bob Mills
Women	242 - 159 = 83	Diane Zubik
	200 - 118 = 82	Diane Witting
	209 - 128 = 81	Tina Kazmierowski
	203 - 128 = 75	Nancy Miszkiewicz
	199 - 133 = 66	Doris Wood

Season Series over Average  
Series - Ave = Difference

493 - 384 = 109	Dan Nawrocki
676 - 573 = 103	Kitt Zubik
527 - 429 = 98	Tim Wojcinski
552 - 462 = 90	Rich Lund
596 - 507 = 89	Bob Mills
648 - 477 = 171	Diane Zubik
548 - 447 = 101	Janene Mills
375 - 282 = 93	RoseAnn Bultema
460 - 369 = 91	Nancy Miszkiewicz
437 - 354 = 83	Diane Witting
491 - 408 = 83	Julie Wojcinski

Most Improved Average

Men	109 to 132.71 = +23.71	Dan Nawrocki	164 to 182.25 = +18.25	Bob Mills	106 to 121.00 = +15.00	Lynn Kazmierow
Women	109 to 121.67 = +12.67	Diane Witting	162 to 170.92 = +8.92	Diane Zubik	140 to 145.46 = +5.46	Janene Mills

Most Un-Improved Averages

Men	129 to 124.04 = -4.96	Scott Milne	143 to 138.13 = -4.88	Roy Witting	111 to 106.54 = -4.46	Michael Koetteritz
Women	136 to 123.77 = -12.23	Diane Lund	140 to 129.57 = -10.43	Tina Kazmierows	105 to 96.07 = -8.93	MaryPat Bertrand

Last Week's Top Scores

Team Scratch Game		Team Scratch Series		Team Handicap Game		Team Handicap Series	
772	Nutty Nabors	2252	Nutty Nabors	874	Nutty Nabors	2558	Nutty Nabors
624	Mission Impossible	1796	Mission Impossible	866	Mission Impossible	2522	Mission Impossi
578	Team 1	1602	Lucky Strikers	839	Team 1	2363	Splits for Brains
567	Team 4	1596	Pinpoppers	838	Splits for Brains	2326	Team 4
551	Lucky Strikers	1532	Team 1	834	Team 4	2315	Team 1
Scratch Game		Scratch Series		Handicap Game		Handicap Series	
Men	246	Kitt Zubik	676	Kitt Zubik	254	Kitt Zubik	
	216	Bob Mills	614	Bob Mills	245	Dan Nawrocki	
	194	Tim Wojcinski	493	Dan Nawrocki	238	Clyde Beuster	
	181	Dan Nawrocki	491	Tim Wojcinski	236	Tim Wojcinski	
	178	Clyde Beuster	467	Waren Wood	234	Bob Mills	
Women	203	Nancy Miszkiewicz	525	Diane Zubik	267	Nancy Miszkiewicz	
	185	Diane Zubik	455	Kay Giegerich	252	Diane Witting	
	180	Diane Witting	443	Cheri Nawrocki	239	Diane Lund	
	168	Cheri Nawrocki	443	Nancy Miszkiewicz	223	Valerie VanSchouven	
	168	Diane Lund	437	Janene Mills	219	Dawn Schmidt	
					219	Coleen Krueger	

Weekly Game Over Average  
Game - Ave = Difference

Men	246 - 191 = 55	Kitt Zubik
	181 - 128 = 53	Dan Nawrocki
	178 - 133 = 45	Clyde Beuster
	194 - 153 = 41	Tim Wojcinski
	168 - 130 = 38	Todd Krueger
Women	203 - 128 = 75	Nancy Miszkiewicz
	180 - 119 = 61	Diane Witting
	168 - 121 = 47	Diane Lund
	133 - 99 = 34	Valerie VanSchouven
	144 - 116 = 28	Coleen Krueger


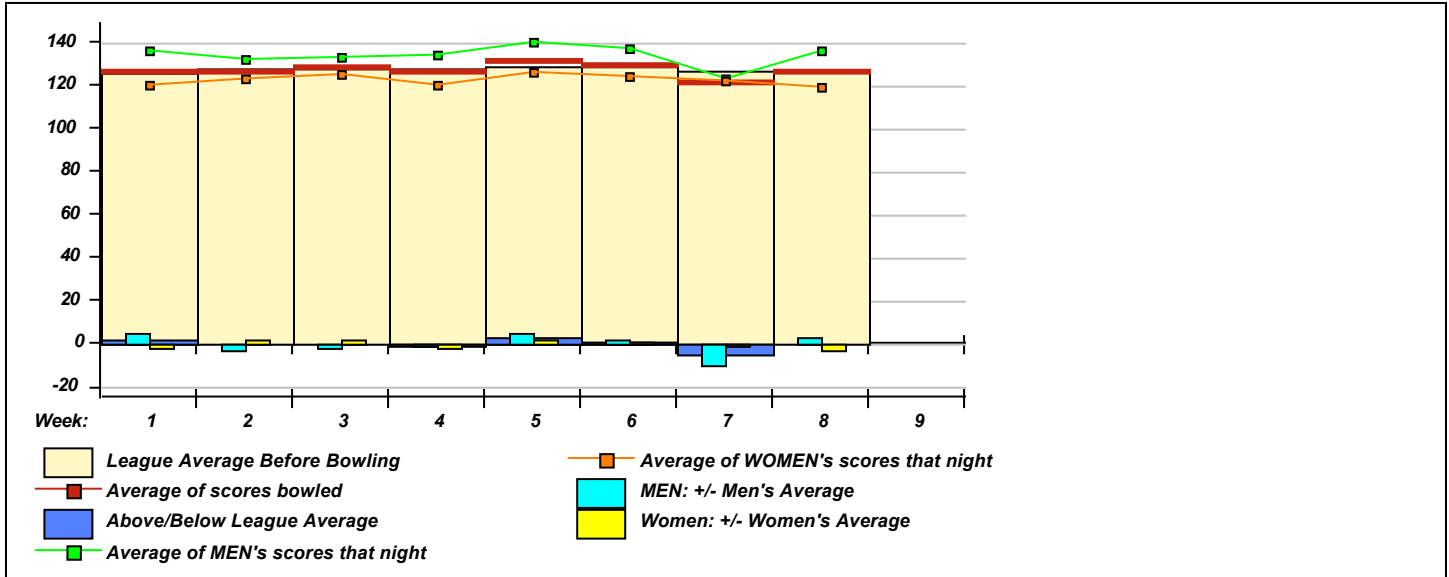
Weekly Series over Average  
Series - Ave = Difference

493 - 384 = 109	Dan Nawrocki
676 - 573 = 103	Kitt Zubik
614 - 537 = 77	Bob Mills
451 - 390 = 61	Todd Krueger
449 - 408 = 41	Roy Witting
443 - 384 = 59	Nancy Miszkiewicz
411 - 357 = 54	Diane Witting
415 - 363 = 52	Diane Lund
395 - 348 = 47	Coleen Krueger
329 - 297 = 32	Valerie VanSchouven

Team Results																			
Name	True Average	HDCP	Pins	Gms	-1-	-2-	-3-	Total	HDCP Total	High Game	HDCP High Game	High Sers	HDCP High Sers	To Raise Avg +1	To Drop Avg -1	250's	700's	Most Improved Ave	+/-
<b>1 - Team 1 Lane 32 HDCP=260 Ave=509</b>																			
Kerry Czarobski	119.39	72	2149	18	101	116	139	356	572	166	236	382	604	371	349	--	--	128	-8.61
Art Czarobski	140.78	54	2534	18	127	136	159	422	584	211	257	501	639	427	405	--	--	140	+0.78
Tina Kazmierowski	129.57	63	2721	21	142	93	135	370	559	209	273	438	633	399	374	--	--	140	-10.43
Lynn Kazmierowski	121.00	71	2541	21	131	108	145	384	600	160	238	407	653	387	362	--	--	106	+15.00
<b>2 - Team 2 Lane 36 HDCP=287 Ave=479</b>																			
Tim Sadzak	127.83	65	3068	24	120	106	152	378	570	170	235	405	600	388	360	--	--	129	-1.17
Maureen Sadzak	116.33	75	2443	21	99	133	133	365	593	138	215	366	599	365	340	--	--	120	-3.67
Larry Tegtmeier	131.67	62	3160	24	93	136	137	366	546	168	233	444	633	404	376	--	--	134	-2.33
Sandy Tegtmeier	105.88	85	2541	24	120	93	122	335	590	130	211	344	590	321	293	--	--	106	-0.13
<b>3 - Mission Impossible Lane 27 HDCP=235 Ave=537</b>																			
Cheri Nawrocki	146.08	48	3506	24	168	120	155	443	590	176	223	477	633	463	435	--	--	152	-5.92
Dan Nawrocki	132.71	61	3185	24	179	133	181	493	685	192	263	493	685	406	378	--	--	109	+23.71
Roy Witting	138.13	55	3315	24	159	123	167	449	620	188	240	471	620	438	410	--	--	143	-4.88
Diane Witting	121.67	71	2920	24	110	180	121	411	627	200	273	437	656	374	346	--	--	109	+12.67
<b>4 - Team 4 Lane 38 HDCP=266 Ave=502</b>																			
MaryPat Bertrand	96.07	93	1345	14	110	84	a85	279	561	123	221	344	638	304	286	--	--	105	-8.93
Nancy Miszkiewicz	130.46	63	3131	24	130	110	203	443	635	203	267	460	667	406	378	--	--	131	-0.54
Doris Wood	127.35	65	2547	20	119	99	118	336	525	199	259	458	653	397	373	--	--	134	-6.65
Waren Wood	149.71	45	3144	21	158	148	161	467	605	222	268	467	611	456	431	--	--	146	+3.71
John Miszkiewicz	118.17	73	709	6				0	0	138	213	360	585	362	352	--	--		
<b>5 - Happy Pin Heads Lane 35 HDCP=292 Ave=474</b>																			
Diane Lund	123.77	69	2723	22	110	137	168	415	628	178	241	415	628	377	351	--	--	136	-12.23
Rich Lund	157.63	38	3783	24	168	168	113	449	560	212	242	552	675	483	455	--	--	157	+0.63
Diane Robinett	84.88	104	1443	17	81	101	74	256	568	101	207	272	572	257	236	--	--	81	+3.88
Steve Robinett	110.83	81	1995	18	110	115	73	298	532	146	216	372	586	336	314	--	--	114	-3.17
<b>6 - Mustangs Lane 33 HDCP=302 Ave=462</b>																			
Larry Welch	144.79	50	3475	24	109	157	139	405	549	180	227	492	624	440	412	--	--	140	+4.79
Linda Welch	105.67	85	2536	24	119	100	117	336	594	132	215	344	614	326	298	--	--	105	+0.67
Michael Koetteritz	106.54	84	2557	24	92	92	100	284	530	195	249	420	582	332	304	--	--	111	-4.46
Heather Koetteritz	107.08	83	2570	24	75	114	96	285	531	139	225	369	642	346	318	--	--	111	-3.92
<b>7 - Slippery Lanes Lane 31 HDCP=271 Ave=497</b>																			
Sandy Milne	107.21	83	2573	24	84	79	90	253	496	133	216	380	629	343	315	--	--	103	+4.21
Scott Milne	124.04	68	2977	24	102	116	116	334	535	162	222	404	581	398	370	--	--	129	-4.96
Mary O'Brien	136.63	57	3279	24	122	99	138	359	521	176	242	460	643	420	392	--	--	142	-5.38
Aaron O'Brien	130.08	63	3122	24	128	133	140	401	590	163	231	429	633	415	387	--	--	123	+7.08
<b>8 - Lucky Strikers Lane 40 HDCP=229 Ave=543</b>																			
Darlene Marzelli	128.96	64	3095	24	108	154	111	373	562	154	217	409	604	388	360	--	--	125	+3.96
Clyde Beuster	134.14	59	2817	21	138	96	178	412	592	185	242	443	626	423	398	--	--	129	+5.14
Clare Giegerich	126.33	66	3032	24	131	127	104	362	557	170	238	425	623	397	369	--	--	121	+5.33
Kay Giegerich	155.63	40	3735	24	140	157	158	455	572	180	221	499	622	477	449	--	--	155	+0.63
<b>9 - Pinpoppers Lane 37 HDCP=229 Ave=545</b>																			
Julie Wojcinski	140.24	54	2945	21	127	114	109	350	500	196	247	491	662	439	414	--	--	146	-5.76
Tim Wojcinski	154.86	41	3252	21	129	168	194	491	617	194	238	527	680	468	443	--	--	148	+6.86
Donna Schmidt	121.92	71	2926	24	134	110	110	354	564	165	237	404	619	368	340	--	--	125	-3.08
Dawn T. Schmidt	130.67	63	3136	24	118	156	127	401	590	156	219	410	602	401	373	--	--	136	-5.33
<b>10 - Team 10 Lane 39 HDCP=285 Ave=481</b>																			
Jackie Melcarek	110.24	81	2315	21	59	94	88	241	469	162	251	382	647	349	324	--	--	115	-4.76
John Melcarek	145.00	49	3045	21	144	138	139	421	568	188	239	491	644	459	434	--	--	147	-2.00
Annie Mesko	107.94	83	1943	18	126	92	121	339	591	137	220	366	621	325	303	--	--	106	+1.94
Mark Mesko	119.67	72	2154	18	134	128	113	375	594	136	211	380	605	366	344	--	--	118	+1.67
<b>11 - The Pinheads Lane 29 HDCP=298 Ave=466</b>																			
Matt Galloy	139.63	54	3351	24	148	123	144	415	577	166	224	469	640	429	401	--	--	140	-0.38
Lisa Mitchell	117.17	74	2812	24	110	103	131	344	566	152	215	427	616	374	346	--	--	121	-3.83
Don Klass	112.25	79	2694	24	103	119	119	341	578	145	232	372	633	357	329	--	--	112	+0.25
Terri Davis	98.92	91	2374	24	104	97	76	277	547	123	219	333	621	299	271	--	--	99	-0.08
<b>12 - Team 12 Lane 28 HDCP=342 Ave=418</b>																			
Valerie VanSchouven	100.88	90	2421	24	97	133	99	329	599	143	239	329	614	306	278	--	--	97	+3.88
Loren VanSchouven	112.21	79	2693	24	88	101	105	294	525	147	224	364	595	358	330	--	--	114	-1.79
Keith Johnson	107.00	83	1819	17	96	137	87	320	569	142	220	352	586	341	320	--	--	102	+5.00
RoseAnn Bultema	99.47	90	1492	15	81	98	85	264	528	142	237	375	660	308	289	--	--	99	+0.47
Brian Gotsos	136.00	57	544	4				0	0	151	212	398	581	415	407	--	--		

Name	True			-1-	-2-	-3-	Total	HDCP High			HDCP	To Raise	To Drop	250's	700's	Most Improved			
	Average	HDCP	Pins					Total	Game	Game						Sers	Sers	Avg +1	Avg -1
13 - Nutty Nabors Lane 30 HDCP=95 Ave=693																			
Janene Mills	145.46	49	3491	24	139	151	147	437	584	202	247	548	683	451	423	--	--	140	+5.46
Diane Zubik	170.92	27	4102	24	181	159	185	525	606	242	278	648	756	515	487	--	--	162	+8.92
Bob Mills	182.25	16	4374	24	199	216	199	614	668	242	260	614	677	567	539	--	--	164	+18.25
Kitt Zubik	196.33	3	4123	21	225	246	205	676	700	257	270	676	700	605	580	1	--	187	+9.33
14 - Splits for Brains Lane 34 HDCP=286 Ave=480																			
Coleen Krueger	118.48	73	2488	21	112	139	144	395	620	152	233	401	644	368	343	--	--	116	+2.48
Todd Krueger	133.43	60	2802	21	132	168	151	451	640	172	235	451	640	414	389	--	--	130	+3.43
Jen Puente	130.25	63	3126	24	112	120	104	336	519	176	249	432	635	411	383	--	--	131	-0.75
Norm Puente	99.08	90	2378	24	75	121	115	311	584	149	213	385	607	322	294	--	--	101	-1.92

League Average Week-by-Week



**\*\*\* Last Week's High Scores for Immediate Release \*\*\***

	<u>Scratch Game</u>		<u>Scratch Game</u>		<u>Scratch Series</u>		<u>Scratch Series</u>	
<b>Men</b>	246	Kitt Zubik	168	Rich Lund	676	Kitt Zubik	415	Matt Galloy
	225	Kitt Zubik	168	Rich Lund	614	Bob Mills	412	Clyde Beuster
	216	Bob Mills	168	Tim Wojcinski	493	Dan Nawrocki	405	Larry Welch
	205	Kitt Zubik	168	Todd Krueger	491	Tim Wojcinski	401	Aaron O'Brien
	199	Bob Mills	167	Roy Witting	467	Waren Wood	384	Lynn Kazmierowski
	199	Bob Mills	161	Waren Wood	451	Todd Krueger	378	Tim Sadzak
	194	Tim Wojcinski	159	Art Czarobski	449	Roy Witting	375	Mark Mesko
	181	Dan Nawrocki	159	Roy Witting	449	Rich Lund	366	Larry Tegtmeier
	179	Dan Nawrocki	158	Waren Wood	422	Art Czarobski	362	Clare Giegerich
	178	Clyde Beuster	157	Larry Welch	421	John Melcarek	341	Don Klass
<b>Women</b>	203	Nancy Miszkiewicz	155	Cheri Nawrocki	525	Diane Zubik	370	Tina Kazmierowski
	185	Diane Zubik	154	Darlene Marzelli	455	Kay Giegerich	365	Maureen Sadzak
	181	Diane Zubik	151	Janene Mills	443	Cheri Nawrocki	359	Mary O'Brien
	180	Diane Witting	147	Janene Mills	443	Nancy Miszkiewicz	356	Kerry Czarobski
	168	Cheri Nawrocki	144	Coleen Krueger	437	Janene Mills	354	Donna Schmidt
	168	Diane Lund	142	Tina Kazmierowski	415	Diane Lund	350	Julie Wojcinski
	159	Diane Zubik	140	Kay Giegerich	411	Diane Witting	344	Lisa Mitchell
	158	Kay Giegerich	139	Kerry Czarobski	401	Dawn Schmidt	339	Annie Mesko
	157	Kay Giegerich	139	Janene Mills	395	Coleen Krueger	336	Doris Wood
	156	Dawn Schmidt	139	Coleen Krueger	373	Darlene Marzelli	336	Linda Welch

# STARDUST BOWL III


**Bracket Payments**

<u>Bowler</u>	<u>Lane</u>	<u>Refund</u>	<u>Winnings</u>	<u>Amt Paid</u>	<u>Balance Due</u>
---------------	-------------	---------------	-----------------	-----------------	--------------------

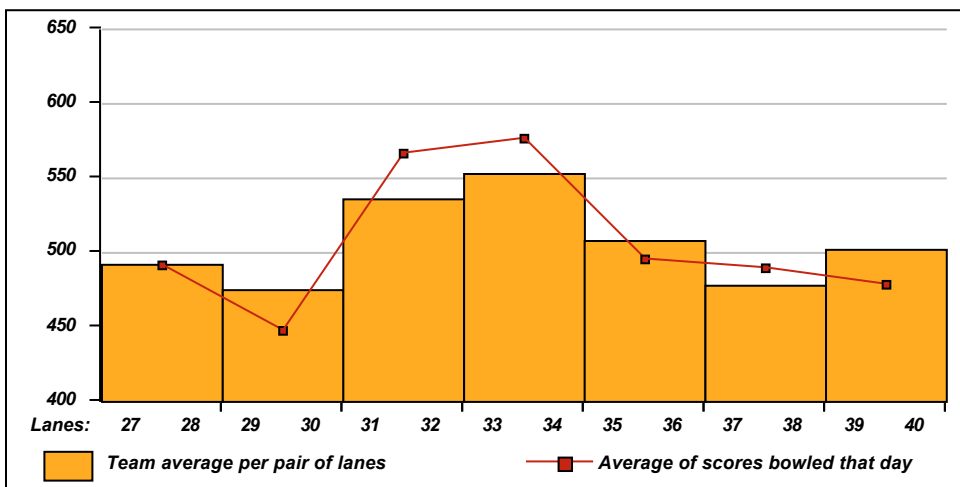


**This Week's Statistics**

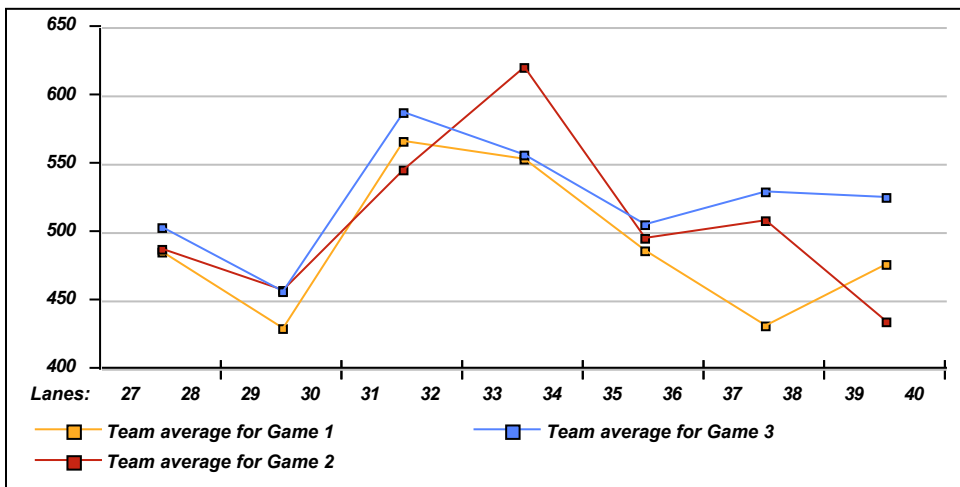
	<u>Over All</u>	<u>Men</u>	<u>Women</u>
How many people bowled	56	26	30
Number of games bowled	167	78	89
Actual average of week's scores	126.89	136.06	118.84
How many games above average	78	42	36
How many games below average	86	34	52
Pins above/below average per game	0.07	3.10	-2.58
How many people raised average	28	13	15
by this amount	1.40	1.82	1.04
How many people went down	28	13	15
by this amount	-1.52	-1.07	-1.92
League average before bowling	127.08	133.39	121.61
League average after bowling	127.02	133.77	121.17
Change in league average	-0.06	0.37	-0.44
800s	--	--	--
775s	--	--	--
750s	--	--	--
725s	--	--	--
700s	--	--	--
675s	1	1	--
650s	--	--	--
625s	--	--	--
600s	1	1	--
575s	--	--	--
550s	--	--	--
525s	1	--	1
500s	--	--	--
475s	2	2	--
450s	3	2	1
425s	5	2	3
400s	9	6	3
below 400	34	12	22
300s	--	--	--
275s	--	--	--
250s	--	--	--
225s	2	2	--
200s	3	2	1
175s	9	6	3
150s	21	12	9
125s	44	25	19
100s	55	22	33
below 100	33	9	24



Team Average vs Ave of Scores



Average of Scores for Each Game



Amount Over/Under Team Average

