



# King of the Hill

Summer Series on Wednesday's at 7pm  
For 12 weeks May 19 - August 11  
Bowl on Different Sport Patterns Each Week

# Money Doubles

Monday 7:00 pm

08/02/2010 Week 11 of 12

Lanes 25 - 46

## Stardust Bowl



Send us a Friend Request on [www.Facebook.com/StardustBowl3](http://www.Facebook.com/StardustBowl3)

League Standing Sheets are on [www.BowlStardust.com](http://www.BowlStardust.com) Sign up for Email Alerts  
~Join our Email List! Get League updates, Open Bowl Specials & Coupons!

===== U P C O M I N G T O U R N A M E N T S =====

~King of the Hill Wednesday's @ 7:00pm May 19 - Aug 18  
~40 Frame Game Tournament: ALL Summer May 15 - August 15 Any Day, Any Time  
~Join a fall league & qualify for the Bowler of the Year Tournament in May



### House Jackpots - Enter by the 3rd Frame

~Strike Lotto \$2.00 Entry @ the Front Desk 180 & Under 181 & Over Divisions  
~High Roller Jackpot. You Bowl It, You Win a % of the Jackpot!  
270-279 = 10% 280-289 = 15% 290-299 = 25% ~300~ = 50%  
~\$5.00 Brackets at the Front Desk, Scratch & Handicap Brackets



### Team Standings In Each Division

Place	Lane	#	Team Name	Points Won	Points Lost	%Won	Team Ave	HDCP	Scratch Pins	Pins + HDCP	High Game	HDCP Game	High Sers	HDCP Sers	Games Won
<i>Division 1</i>															
1	25	9	Olympia's House Rats	55	22	71.4	428	0	14160	14160	511	511	1347	1347	23
2	27	1	B.I.G.	55	22	71.4	421	0	13941	14049	495	495	1304	1315	23
3	29	2	Two & a Half Men	46	31	59.7	425	8	13602	13686	514	514	1419	1419	19
4	31	6	Ebony & Ivory	45	32	58.4	416	0	14288	14291	497	497	1376	1376	19
5	33	4	Team 4	44	33	57.1	391	7	12946	13375	475	480	1294	1333	19
6	35	11	The Happy Shamen	40	37	51.9	403	8	13315	13666	467	475	1320	1344	17
7	37	10	Cheech & Chong	37	40	48.1	409	3	13381	13666	499	514	1398	1413	16
8	39	8	This Shot Sucks	31	46	40.3	401	3	13170	13671	470	524	1310	1392	13
9	41	3	Team 3	29	48	37.7	329	63	10893	13257	391	491	1089	1389	13
10	43	5	N 2 the K	26	51	33.8	401	4	12008	12095	521	522	1447	1450	12
11	45	7	Team 7	25	52	32.5	289	99	9529	12937	361	464	939	1222	11
<i>Division 2</i>															
1	26	17	\$ANTI-SOCIALITES\$	58	19	75.3	420	9	13907	14474	498	513	1394	1439	24½
2	28	14	Team 14	52	25	67.5	422	3	13960	14323	513	524	1366	1390	22½
3	30	18	Minds in the Gutter	48	29	62.3	431	0	14179	14218	503	504	1382	1382	20
4	32	15	Top Gun	44	33	57.1	426	2	13839	13875	525	525	1375	1390	19
5	34	20	Dumb & Dumber	43	34	55.8	381	16	12423	13449	468	488	1262	1331	18
6	36	13	I'll have what she's hav	39	38	50.6	399	1	13181	13481	515	525	1374	1374	17
7	38	22	Nature's Laxative	33	44	42.9	391	18	12915	13401	481	495	1254	1296	14
8	40	19	Family Feud	31	46	40.3	396	2	13223	13598	447	466	1307	1364	13
9	42	16	Geriatric Ward	28	49	36.4	339	54	11317	12625	440	470	1162	1255	13
10	44	12	The Best Team	26	51	33.8	340	53	8246	9524	402	452	1119	1254	11
11	46	21	Beat Avg Minus 10	4	73	5.2	240	144	2312	2402	418	433	1163	1208	2

### Review of Last Week's Bowling....

Lanes	Team Name	HDCP -1-	HDCP -2-	HDCP -3-	HDCP Total	Last Wk WON	Team Name	HDCP -1-	HDCP -2-	HDCP -3-	HDCP Total	Last Wk WON
25-26	Dumb & Dumber	423	488	411	1322	5	Geriatric Ward	432	443	380	1255	2
27-28	Family Feud	435	421	401	1257	5	Top Gun	458	411	333	1202	2
29-30	Minds in the Gutter	429	428	404	1258	5	Beat Avg Minus 10	0	0	0	0	0
31-32	The Best Team	0	0	0	0	0	Nature's Laxative	413	368	452	1233	5
33-34	I'll have what she's	372	431	403	1206	2	B.I.G.	403	495	395	1293	5
35-36	\$ANTI-SOCIALITES	413	493	413	1319	2	Team 14	464	461	465	1390	5
37-38	This Shot Sucks	385	403	398	1186	0	Team 4	403	421	401	1225	7
39-40	Team 7	413	372	388	1173	5	Team 3	358	400	384	1142	2
41-42	Ebony & Ivory	407	407	416	1230	0	Olympia's House R	491	436	420	1347	7
43-44	The Happy Shamen	344	423	391	1158	2	Cheech & Chong	447	430	369	1246	5
45-46	N 2 the K	354	402	330	1086	0	Two & a Half Men	435	486	395	1316	7

### Lane Assignments

25-26 27-28 29-30 31-32 33-34 35-36 37-38 39-40 41-42 43-44 45-46

**Lane Assignments - continued**

25-26 27-28 29-30 31-32 33-34 35-36 37-38 39-40 41-42 43-44 45-46  
 12 08/09 9-17 1-14 2-18 6-15 4-20 11-13 10-22 8-19 3-16 5-12 7-21 Roll-Off Scores count

**Individual High Averages**

Men			Women		
	234.62	Rob Cuthbert		207.73	Stephanie Cooley
	231.85	Darrell Richmond		205.33	Lisa Gulick
	229.04	Aaron Gawrys		198.36	Jen Bandish
	226.85	Ryan Czaja		197.23	Jackie Graan
	226.83	Shaun Ciesielski		197.18	Natalie Sorak
	219.97	Kevin Zatorski		195.70	Nikki Matusik
	215.67	Alex DaCorte		180.52	Kelly Krueger
	213.21	Jeremy Maciejewski		126.67	Sylvia Brown
	212.27	Tom Bridgmon			
	211.73	Dave Krueger			

**Season High Scores****Team Division #1 - Division1**

Team Scratch Game	Team Scratch Series	Team Handicap Game	Team Handicap Series
521 N 2 the K	1447 N 2 the K	524 This Shot Sucks	1450 N 2 the K
514 Two & a Half Men	1419 Two & a Half Men	522 N 2 the K	1419 Two & a Half Men
511 Olympia's House Rats	1398 Cheech & Chong	514 Two & a Half Men	1413 Cheech & Chong
		514 Cheech & Chong	

**Team Division #2 - Division2**

Team Scratch Game	Team Scratch Series	Team Handicap Game	Team Handicap Series
525 Top Gun	1394 \$ANTI-SOCIALITES\$	525 I'll have what she's havin	1439 \$ANTI-SOCIALIT
515 I'll have what she's havin	1382 Minds in the Gutter	525 Top Gun	1390 Team 14
513 Team 14	1375 Top Gun	524 Team 14	1390 Top Gun

Men	Scratch Game	Scratch Series	Handicap Game	Handicap Series
	300 Rob Cuthbert	786 Aaron Gawrys	302 Kevin Quayle	786 Aaron Gawrys
	290 Aaron Gawrys	774 Rob Cuthbert	300 Rob Cuthbert	777 James Garcia
	289 Tom Bridgmon	768 Darrell Richmond	290 Aaron Gawrys	775 Kevin Quayle
	285 Alex DaCorte	757 Karl Marx	289 Tom Bridgmon	774 Rob Cuthbert
	279 Karl Marx	745 Ryan Czaja	288 Tim Isaacs	768 Darrell Richmond
	279 Glenn Kosiara			
	279 Kevin Zatorski			
	279 Ryan Czaja			
	279 Darrell Richmond			
Women	Scratch Game	Scratch Series	Handicap Game	Handicap Series
	288 Jen Bandish	732 Jackie Graan	290 Jen Bandish	732 Jackie Graan
	269 Stephanie Cooley	705 Lisa Gulick	269 Stephanie Cooley	713 Jen Bandish
	261 Jackie Graan	699 Stephanie Cooley	264 Sylvia Brown	705 Lisa Gulick
	258 Nikki Matusik	690 Nikki Matusik	261 Jackie Graan	699 Stephanie Cooley
	253 Lisa Gulick	675 Jen Bandish	260 Nikki Matusik	693 Nikki Matusik

**Most Improved Average**

<b>Men</b> 193 to 205.50 =+12.50 Glenn Kosiara	184 to 196.18 =+12.18 Ken Czaja	201 to 211.73 =+10.73 Dave Krueger
<b>Women</b> 200 to 207.73 =+7.73 Stephanie Cooley	193 to 198.36 =+5.36 Jen Bandish	124 to 126.67 =+2.67 Sylvia Brown

**Most Un-Improved Averages**

<b>Men</b> 203 to 196.82 = -6.18 Kevin Quayle	179 to 173.47 = -5.53 Bill Tuttle	211 to 206.79 = -4.21 George Goodma
<b>Women</b> 184 to 180.52 = -3.48 Kelly Krueger	208 to 205.33 = -2.67 Lisa Gulick	198 to 195.70 = -2.30 Nikki Matusik

**Last Week's Top Scores****Team Division #1 - Division1**

Team Scratch Game	Team Scratch Series	Team Handicap Game	Team Handicap Series
495 B.I.G.	1347 Olympia's House Rats	495 B.I.G.	1347 Olympia's House
491 Olympia's House Rats	1304 Two & a Half Men	491 Olympia's House Rats	1316 Two & a Half Men
482 Two & a Half Men	1293 B.I.G.	486 Two & a Half Men	1293 B.I.G.

**Team Division #2 - Division2**

Team Scratch Game	Team Scratch Series	Team Handicap Game	Team Handicap Series
484 \$ANTI-SOCIALITES\$	1366 Team 14	493 \$ANTI-SOCIALITES\$	1390 Team 14
468 Dumb & Dumber	1292 \$ANTI-SOCIALITES\$	488 Dumb & Dumber	1322 Dumb & Dumber
458 Top Gun	1262 Dumb & Dumber	465 Team 14	1319 \$ANTI-SOCIALIT

Men	Scratch Game	Scratch Series	Handicap Game	Handicap Series
	300 Rob Cuthbert	748 Darrell Richmond	300 Rob Cuthbert	748 Darrell Richmond
	285 Alex DaCorte	742 Rob Cuthbert	285 Alex DaCorte	742 Ken Czaja
	279 Kevin Zatorski	719 Alex DaCorte	279 Kevin Zatorski	742 Rob Cuthbert
	278 Darrell Richmond	718 Ken Czaja	278 Darrell Richmond	719 Alex DaCorte
	269 Aaron Gawrys	694 Jason Sorak	269 Aaron Gawrys	703 Jason Sorak

Last Week's Top Scores - Continued


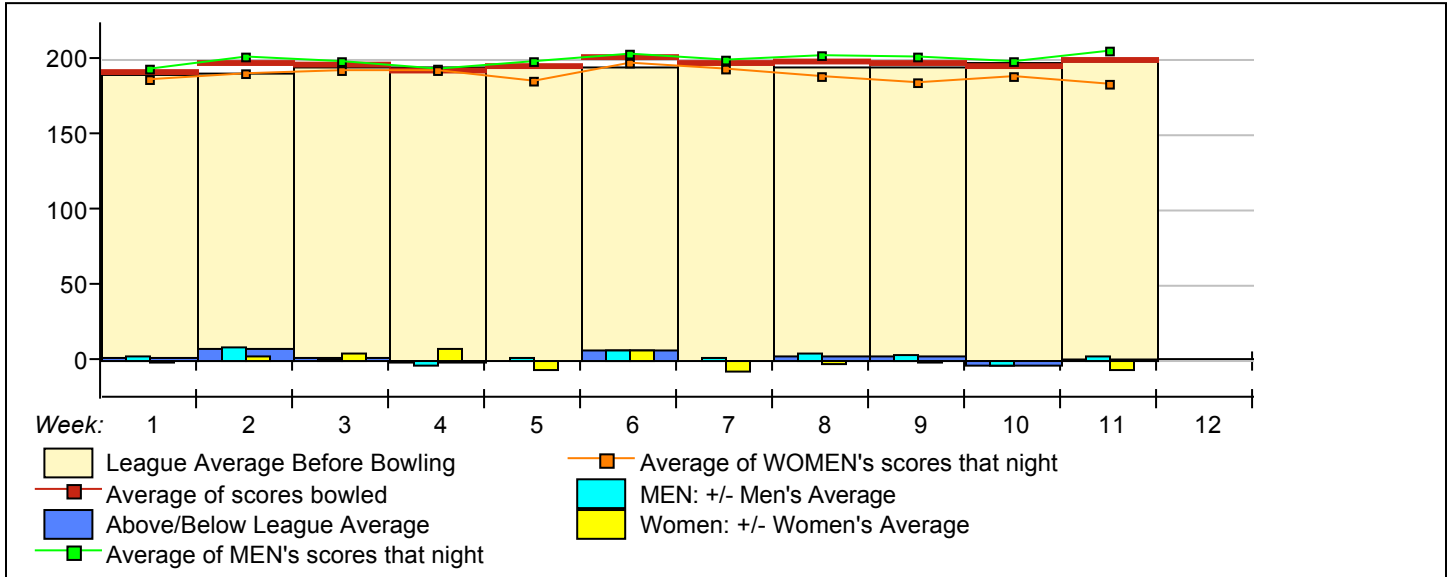
<b>Women</b>	236 Jen Bandish	625 Stephanie Cooley	238 Jen Bandish	625 Stephanie Cooley
	215 Stephanie Cooley	610 Jen Bandish	224 Sylvia Brown	616 Jen Bandish
	207 Jackie Graan	583 Lisa Gulick	218 Kelly Krueger	613 Kelly Krueger
	204 Lisa Gulick	559 Kelly Krueger	215 Stephanie Cooley	590 Sylvia Brown
	200 Kelly Krueger	551 Natalie Sorak	207 Jackie Graan	583 Lisa Gulick

Team Rosters

Name	True Average	HDCP	Pins	Gms	-1-	-2-	-3-	Total	HDCP Total	High Game	HDCP High Game	High Sers	HDCP Sers	To Raise Avg +1	To Drop Avg -1	225's	650's
<b>1 - B.I.G.</b> Lane 27 HDCP=0 Ave=421																	
George Goodman	206.79	0	6824	33	182	210	182	574	574	258	276	679	733	628	591	7	3
Alex DaCorte	215.67	0	7117	33	221	285	213	719	719	285	285	719	719	659	622	11	5
<b>2 - Two &amp; a Half Men</b> Lane 29 HDCP=8 Ave=425																	
John Melby	191.79	8	4603	24				0	0	256	264	673	697	581	553	4	1
Rob Cuthbert	234.62	0	4927	21	216	300	226	742	742	300	300	774	774	713	688	13	5
Laird White	193.90	6	4072	21	215	182	165	562	574	236	240	619	619	584	559	4	--
<b>3 - Team 3</b> Lane 41 HDCP=63 Ave=329																	
Terry Burbridge	164.67	32	5434	33	147	183	195	525	624	214	269	577	742	506	469	--	--
Gary VanDerNoord	165.42	31	5459	33	149	155	127	431	518	215	247	557	665	517	480	--	--
<b>4 - Team 4</b> Lane 33 HDCP=7 Ave=391																	
Jen Bandish	198.36	1	6546	33	236	172	202	610	616	288	290	675	713	618	581	6	3
Travis Pitchford	193.94	6	6400	33	159	241	191	591	609	249	259	635	656	584	547	3	--
<b>5 - N 2 the K</b> Lane 43 HDCP=4 Ave=401																	
Nikki Matusik	195.70	4	5284	27	197	189	152	538	544	258	260	690	693	596	565	5	3
Karl Marx	206.81	0	5584	27	155	211	176	542	542	279	279	757	757	626	595	8	2
Andrew Seanz	193.00	6	579	3				0	0	224	230	579	597	585	578	--	--
<b>6 - Ebony &amp; Ivory</b> Lane 31 HDCP=0 Ave=416																	
Bob Hileman	209.67	0	2516	12	200	192	213	605	605	248	248	685	685	634	618	3	1
Stephanie Cooley	207.73	0	6855	33	207	215	203	625	625	269	269	699	699	633	596	9	3
Ethan Hansen	227.00	0	681	3				0	0	255	255	681	681	687	680	2	1
<b>7 - Team 7</b> Lane 45 HDCP=99 Ave=289																	
Sylvia Brown	126.67	66	3800	30	158	125	109	392	590	191	264	436	655	391	357	--	--
Raimondo Brown	163.00	33	3912	24	156	148	180	484	583	208	234	531	609	516	488	--	--
Steve McDonald	150.56	45	1355	9				0	0	172	225	483	669	457	444	--	--
<b>8 - This Shot Sucks</b> Lane 39 HDCP=3 Ave=401																	
Kevin Quayle	196.82	3	6495	33	187	205	200	592	601	259	302	667	775	597	560	5	1
Glenn Kosiara	205.50	0	4932	24	a195	a195	a195	585	585	279	279	700	700	630	602	6	3
<b>9 - Olympia's House Rats</b> Lane 25 HDCP=0 Ave=428																	
Bryant Bohlin	209.12	0	6901	33	212	239	216	667	667	259	259	673	673	659	622	9	3
Kevin Zatorski	219.97	0	7259	33	279	197	204	680	680	279	279	681	681	661	624	11	8
<b>10 - Cheech &amp; Chong</b> Lane 37 HDCP=3 Ave=409																	
Jason Matyasovich	196.63	3	4719	24	179	201	179	559	562	248	258	662	681	600	572	5	2
Jeremy Maciejewski	213.21	0	7036	33	267	228	189	684	684	267	267	736	736	668	631	14	5
<b>11 - The Happy Shamen</b> Lane 35 HDCP=8 Ave=403																	
Jason Mulvihill	191.21	8	6310	33	182	194	151	527	548	254	262	680	704	602	565	4	1
Tom Bridgmon	212.27	0	7005	33	155	222	233	610	610	289	289	695	695	663	626	10	5
<b>12 - The Best Team</b> Lane 44 HDCP=53 Ave=340																	
Brian Juda	165.00	31	3960	24	a155	a155	a155	465	558	209	245	552	654	522	494	--	--
Jesse Kats	175.22	22	3154	18	a165	a165	a165	495	561	224	249	560	635	542	520	--	--
<b>13 - I'll have what she's havin</b> Lane 36 HDCP=1 Ave=399																	
Tim Isaacs	198.90	1	5967	30	171	229	198	598	601	278	288	670	700	600	566	6	2
James Garcia	201.42	0	6647	33	200	201	204	605	605	266	271	738	777	625	588	8	2
<b>14 - Team 14</b> Lane 28 HDCP=3 Ave=422																	
Ken Czaja	196.18	3	6474	33	214	247	257	718	742	267	278	718	742	618	581	4	2
Ryan Czaja	226.85	0	7486	33	242	206	200	648	648	279	279	745	745	686	649	16	7
<b>15 - Top Gun</b> Lane 32 HDCP=2 Ave=426																	
Jackie Graan	197.23	2	5917	30	189	207	140	536	536	261	261	732	732	617	583	8	3
Aaron Gawrys	229.04	0	5497	24	269	204	193	666	666	290	290	786	786	713	685	14	6
Bobby Schmidt	198.78	1	1789	9				0	0	269	269	668	668	599	586	2	1
<b>16 - Geriatric Ward</b> Lane 42 HDCP=54 Ave=339																	
Bill Tuttle	173.47	24	5204	30				0	0	266	284	602	606	538	504	2	--
Thomas Wulf	166.30	30	4989	30	168	208	145	521	614	208	239	580	670	522	488	--	--
Gregg Schmied	213.67	0	641	3	233	204	204	641	641	233	233	641	641	643	636	1	--
<b>17 - \$ANTI-SOCIALITES\$</b> Lane 26 HDCP=9 Ave=420																	
James Davis	189.58	9	6256	33	168	206	170	544	571	240	255	680	726	584	547	3	1
Darrell Richmond	231.85	0	7651	33	236	278	234	748	748	279	279	768	768	701	664	21	8
<b>18 - Minds in the Gutter</b> Lane 30 HDCP=0 Ave=431																	
Lisa Gulick	205.33	0	6160	30	204	203	176	583	583	253	253	705	705	638	604	10	2
Shaun Ciesielski	226.83	0	6805	30	225	225	225	675	675	277	277	713	713	686	652	17	8
Josh Bailey	185.67	13	557	3				0	0	214	227	557	596	559	552	--	--

Name	True Average	HDCP	Pins	Gms	-1-	-2-	-3-	Total	HDCP Total	High Game	HDCP Game	High Sers	HDCP Sers	To Raise Avg +1	To Drop Avg -1	225's	650's
<b>19 - Family Feud</b> Lane 40 HDCP=2 Ave=396																	
Jason Sorak	199.87	0	5996	30	248	222	224	694	703	256	266	694	720	604	570	5	2
Natalie Sorak	197.18	2	6507	33	183	195	173	551	554	247	252	642	648	621	584	3	--
Matt Shriver	240.00	0	720	3				0	0	258	258	720	720	726	719	3	1
<b>20 - Dumb &amp; Dumber</b> Lane 34 HDCP=16 Ave=381																	
Sean Blaylock	184.30	14	5529	30	193	235	158	586	631	235	252	615	652	576	542	2	--
Shawn Leavy	197.40	2	5922	30	210	233	233	676	691	267	282	686	754	612	578	6	3
James Andrade	162.00	34	972	6				0	0	189	237	534	678	495	485	--	--
<b>21 - Beat Avg Minus 10</b> Lane 46 HDCP=144 Ave=240																	
VACANT	72	0	0	0	v120	v120	v120	360	576	0		0				--	--
VACANT	72	0	0	0	v120	v120	v120	360	576	0		0				--	--
<b>22 - Nature's Laxative</b> Lane 38 HDCP=18 Ave=391																	
Kelly Krueger	180.52	18	5957	33	181	200	178	559	613	235	255	587	647	559	522	1	--
Dave Krueger	211.73	0	6352	30	214	150	256	620	620	257	257	725	725	644	610	12	4

League Average Week-by-Week



**\*\*Last Week's High Scores for Immediate Release \*\***

	<u>Scratch Game</u>	<u>Scratch Game</u>	<u>Scratch Series</u>	<u>Scratch Series</u>
<b>Men</b>	300 Rob Cuthbert	242 Ryan Czaja	748 Darrell Richmond	666 Aaron Gawrys
	285 Alex DaCorte	241 Travis Pitchford	742 Rob Cuthbert	648 Ryan Czaja
	279 Kevin Zatorski	239 Bryant Bohlin	719 Alex DaCorte	641 Gregg Schmied
	278 Darrell Richmond	236 Darrell Richmond	718 Ken Czaja	620 Dave Krueger
	269 Aaron Gawrys	235 Sean Blaylock	694 Jason Sorak	610 Tom Bridgmon
	267 Jeremy Maciejewski	234 Darrell Richmond	684 Jeremy Maciejewski	605 James Garcia
	257 Ken Czaja	233 Tom Bridgmon	680 Kevin Zatorski	605 Bob Hileman
	256 Dave Krueger	233 Shawn Leavy	676 Shawn Leavy	598 Tim Isaacs
	248 Jason Sorak	233 Shawn Leavy	675 Shaun Ciesielski	592 Kevin Quayle
	247 Ken Czaja	233 Gregg Schmied	667 Bryant Bohlin	591 Travis Pitchford
<b>Women</b>	236 Jen Bandish	195 Natalie Sorak	625 Stephanie Cooley	
	215 Stephanie Cooley	189 Nikki Matusik	610 Jen Bandish	
	207 Stephanie Cooley	189 Jackie Graan	583 Lisa Gulick	
	207 Jackie Graan	183 Natalie Sorak	559 Kelly Krueger	
	204 Lisa Gulick	181 Kelly Krueger	551 Natalie Sorak	
	203 Stephanie Cooley	178 Kelly Krueger	538 Nikki Matusik	
	203 Lisa Gulick	176 Lisa Gulick	536 Jackie Graan	
	202 Jen Bandish	173 Natalie Sorak	392 Sylvia Brown	
	200 Kelly Krueger	172 Jen Bandish		
	197 Nikki Matusik	158 Sylvia Brown		

# STARDUST BOWL III

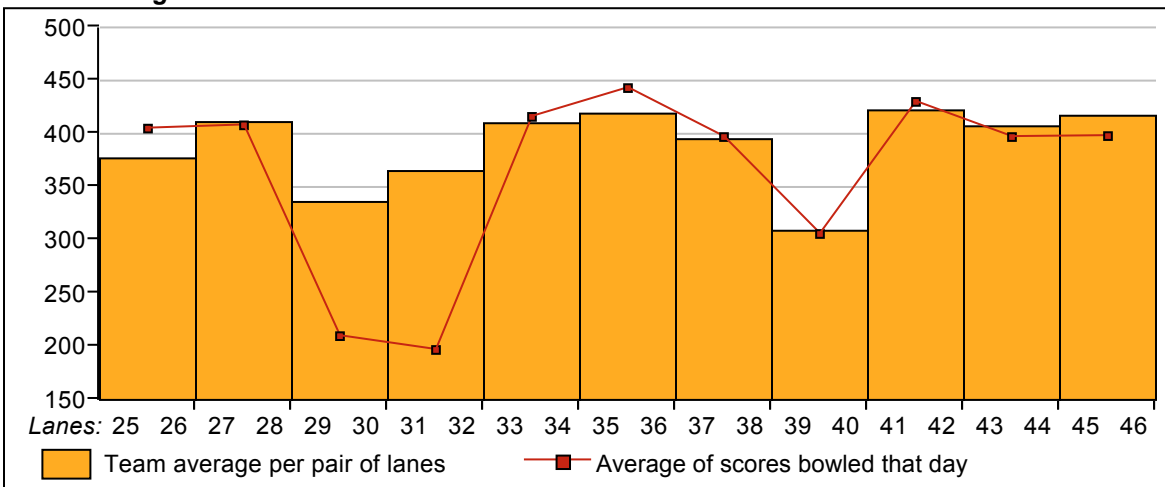
**\$5 Brackets - 8 person 3 game SCRATCH - Scratch**

Game 1		Game 2		Game 3		
1_Lane 35	236 Darrell Richmond	204	Aaron Gawrys	225	Shaun Ciesielski	<b>-- #1 --</b> <b>** Finished **</b>
1_Lane 28	<b>269 Aaron Gawrys</b>					
2_Lane 29	<b>225 Shaun Ciesielski</b>	225	Shaun Ciesielski			
2_Lane 43	155 Tom Bridgmon					
3_Lane 43	<b>182 Jason Mulvihill</b>	194	Jason Mulvihill			<hr/> <b>\$20 Shaun Ciesielski</b> <b>\$10 Jason Sorak</b>
3_Lane --	*** BYE			224	Jason Sorak	
4_Lane 27	<b>248 Jason Sorak</b>	222	Jason Sorak			
4_Lane 26	233 Gregg Schmied					
1_Lane 43	155 Tom Bridgmon	194	Jason Mulvihill	189	Jeremy Maciejews	<b>-- #2 --</b> <b>** Finished **</b>
1_Lane 43	<b>182 Jason Mulvihill</b>					
2_Lane 29	225 Shaun Ciesielski	228	Jeremy Macieje			
2_Lane 44	<b>267 Jeremy Maciejewski</b>					
3_Lane 28	<b>269 Aaron Gawrys</b>	204	Aaron Gawrys			<hr/> <b>\$20 Jason Sorak</b> <b>\$10 Jeremy Maciejewski</b>
3_Lane 26	233 Gregg Schmied			224	Jason Sorak	
4_Lane 27	<b>248 Jason Sorak</b>	222	Jason Sorak			
4_Lane --	*** BYE					
1_Lane 28	<b>269 Aaron Gawrys</b>	204	Aaron Gawrys	234	Darrell Richmon	<b>-- #3 --</b> <b>** Finished **</b>
1_Lane --	*** BYE					
2_Lane 35	<b>236 Darrell Richmond</b>	278	Darrell Richmon			
2_Lane 43	182 Jason Mulvihill					
3_Lane 27	248 Jason Sorak	228	Jeremy Macieje			<hr/> <b>\$20 Darrell Richmond</b> <b>\$10 Jeremy Maciejewski</b>
3_Lane 44	<b>267 Jeremy Maciejewski</b>			189	Jeremy Maciejews	
4_Lane 29	<b>225 Shaun Ciesielski</b>	225	Shaun Ciesielski			
4_Lane --	*** BYE					

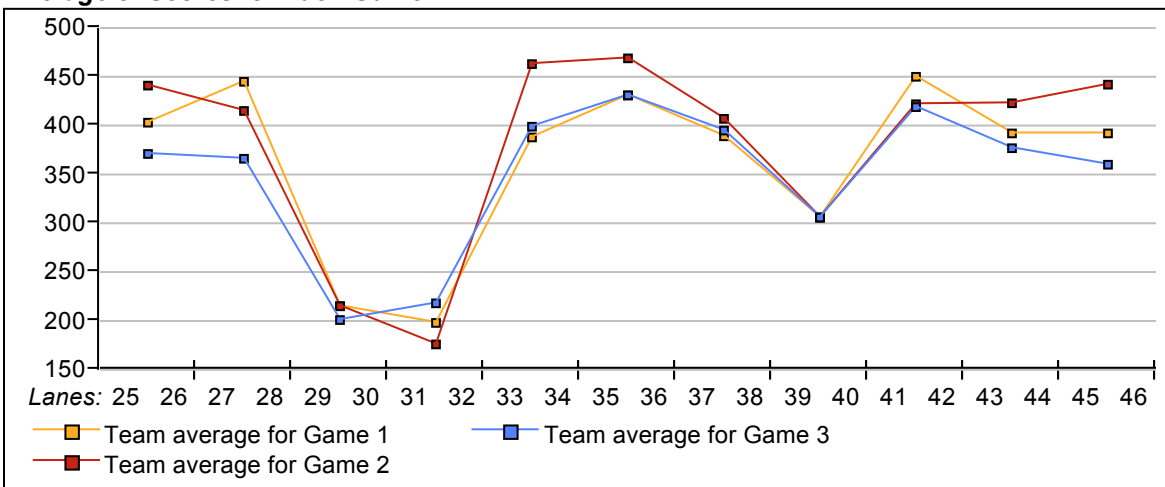
*This Week's Statistics*

	<u>Over All</u>	<u>Men</u>	<u>Women</u>
How many people bowled	39	31	8
Number of games bowled	117	93	24
Actual average of week's scores	200.24	204.67	183.08
How many games above average	54	47	7
How many games below average	58	43	15
Pins above/below average per game	1.32	3.09	-5.54
How many people raised average	20	16	4
by this amount	1.29	1.51	0.40
How many people went down	18	14	4
by this amount	-1.40	-1.33	-1.67
League average before bowling	199.38	202.00	189.23
League average after bowling	199.39	202.18	188.59
Change in league average	0.01	0.18	-0.64
800s	--	--	--
775s	--	--	--
750s	--	--	--
725s	2	2	--
700s	2	2	--
675s	5	5	--
650s	2	2	--
625s	3	2	1
600s	5	4	1
575s	5	4	1
550s	5	3	2
525s	6	4	2
500s	1	1	--
475s	1	1	--
450s	--	--	--
425s	1	1	--
400s	--	--	--
below 400	1	--	1
300s	1	1	--
275s	3	3	--
250s	4	4	--
225s	19	18	1
200s	38	30	8
175s	27	19	8
150s	17	13	4
125s	7	5	2
100s	1	--	1
below 100	--	--	--

**Team Average vs Ave of Scores**



**Average of Scores for Each Game**



**Amount Over/Under Team Average**

