

Saturday 10:00 AM

Stardust Bowl

Lanes 21 - 30

Lane Assignments

	21-22	23-24	25-26	27-28	29-30
32 04/28	9- 6	7- 5	10- 8	4- 3	2- 1

Team Standings

Place	Lane	#	Team Name	Points Won	Points Lost	%Won	Scratch Pins	Pins + HDCP	Team Ave	High Game	HDCP Game	High Sers	HDCP Sers	Year-To-Date WON	Y-T-D LOST
1	21	9	Hit N Run	82	30	73.2	60135	88035	676	915	1212	2328	3270	140	77
2	30	1	#1	79	33	70.5	59842	90787	646	770	1095	2137	3115	147	70
3	29	2	"Survey Says"	75	37	67.0	61362	90619	668	785	1116	2263	3172	134	83
4	28	3	3 Rights and a Left	66	46	58.9	60004	90622	680	914	1204	2351	3221	119	98
5	23	7	Team 7	52	60	46.4	41065	84868	504	549	1040	1590	3052	103 ½	113 ½
6	26	8	Team 8	52	60	46.4	40449	74298	528	607	1037	1710	3000	101 ½	115 ½
7	22	6	The Honda's	49	63	43.8	54272	86786	608	720	1090	2006	3093	119	98
8	27	4	#4	47	65	42.0	54570	87165	594	673	1028	1935	2940	95	122
9	24	5	#5	44	68	39.3	50491	86119	568	684	1077	1878	3064	99	118
10	25	10	Team 10	0	112		0	0	0	0	0	0	0	0	217

Review of Last Week's Bowling.....

Lanes	Team Name	HDCP -1-	HDCP -2-	HDCP -3-	HDCP Total	Last Wk WON	Team Name	HDCP -1-	HDCP -2-	HDCP -3-	HDCP Total	Last Wk WON
21-22	Hit N Run	0	0	0	0	0	#1	982	998	1068	3048	7
23-24	"Survey Says"	1018	1027	1030	3075	7	3 Rights and a Left	998	961	923	2882	0
25-26	Team 7	967	986	975	2928	5	The Honda's	963	947	1013	2923	2
27-28	Team 8	952	912	950	2814	5	#5	945	922	931	2798	2
29-30	#4	929	968	979	2876	7	Team 10	0	0	0	0	0

Individual High Averages

Boys	Average	Name	Girls	Average	Name
169.21	Andrew Pruitt	141.02	Liana Motel		
162.76	Marty Jean	139.59	Megan Heflin		
153.42	Donnie Schultz	133.64	Faith Kozora		
150.66	Matthew Hard	126.41	Madison Payne		
144.58	Matthew Shapiro	124.65	Savannah Skievaski		
144.41	Alexander Fuentes	116.78	Courtney Solis		
137.86	Tim Nebel	105.09	Mary Lesko		
137.21	Luke Moran	94.02	Kylie Maloney		
136.39	Ian Richards				
136.29	David McKinney				

Season High Scores

Team Scratch Game	Team Scratch Series	Team Handicap Game	Team Handicap Series	
915 Hit N Run	2351 3 Rights and a Left	1212 Hit N Run	3270 Hit N Run	
914 3 Rights and a Left	2328 Hit N Run	1204 3 Rights and a Left	3221 3 Rights and a Left	
785 "Survey Says"	2263 "Survey Says"	1116 "Survey Says"	3172 "Survey Says"	
770 #1	2137 #1	1095 #1	3115 #1	
720 The Honda's	2006 The Honda's	1090 The Honda's	3093 The Honda's	
Boys	Scratch Game	Scratch Series	Handicap Game	Handicap Series
258	Andrew Pruitt	661 Marty Jean	307 Luke Moran	769 Marty Jean
258	Marty Jean	606 Andrew Pruitt	294 Marty Jean	733 Alexander Fuentes
242	Luke Moran	578 Matthew Shapiro	287 Andrew Pruitt	731 Matthew Shapiro
224	Donnie Schultz	559 Alexander Fuentes	285 John Babick	729 Jesse Kwiecinski
220	Alexander Fuentes	551 Donnie Schultz	283 Donnie Schultz	715 Walkere Mago
Girls	Scratch Game	Scratch Series	Handicap Game	Handicap Series
214	Liana Motel	515 Liana Motel	273 Liana Motel	697 Kylie Maloney
190	Faith Kozora	490 Megan Heflin	262 Kylie Maloney	689 Liana Motel
179	Megan Heflin	489 Faith Kozora	252 Faith Kozora	672 Faith Kozora
172	Savannah Skievaski	453 Savannah Skievaski	248 Courtney Solis	663 Savannah Skievaski
171	Madison Payne	431 Madison Payne	241 Savannah Skievaski	662 Mary Lesko
171	Courtney Solis			

Most Improved Average

Boys 124 to 144.58 = +20.58	Matthew Shapiro	53 to 72.19 = +19.19	Austin Case	135 to 153.42 = +18.42	Donnie Schultz
Girls 122 to 141.02 = +19.02	Liana Motel	129 to 139.59 = +10.59	Megan Heflin	118 to 124.65 = +6.65	Savannah Skieva

Most Un-Improved Averages

Boys 156 to 137.86 = -18.14	Tim Nebel	103 to 96.87 = -6.13	Tyler Rodriguez	116 to 110.16 = -5.84	Dominic Mori
Girls 127 to 126.41 = -0.59	Madison Payne	117 to 116.78 = -0.22	Courtney Solis	105 to 105.09 = +0.09	Mary Lesko

Last Week's Top Scores

Boys 915	Scratch Game	2351	Scratch Series	3 Rights and a Left	1212	Handicap Game	Hit N Run	3270	Handicap Series	Hit N Run
----------	--------------	------	----------------	---------------------	------	---------------	-----------	------	-----------------	-----------

Team Scratch Game		Team Scratch Series		Team Handicap Game		Team Handicap Series	
749	#1	2178	"Survey Says"	1068	#1	3075	"Survey Says"
731	"Survey Says"	2091	#1	1030	"Survey Says"	3048	#1
712	3 Rights and a Left	2024	3 Rights and a Left	1013	The Honda's	2928	Team 7
661	The Honda's	1867	The Honda's	998	3 Rights and a Left	2923	The Honda's
616	#4	1787	#4	986	Team 7	2882	3 Rights and a L

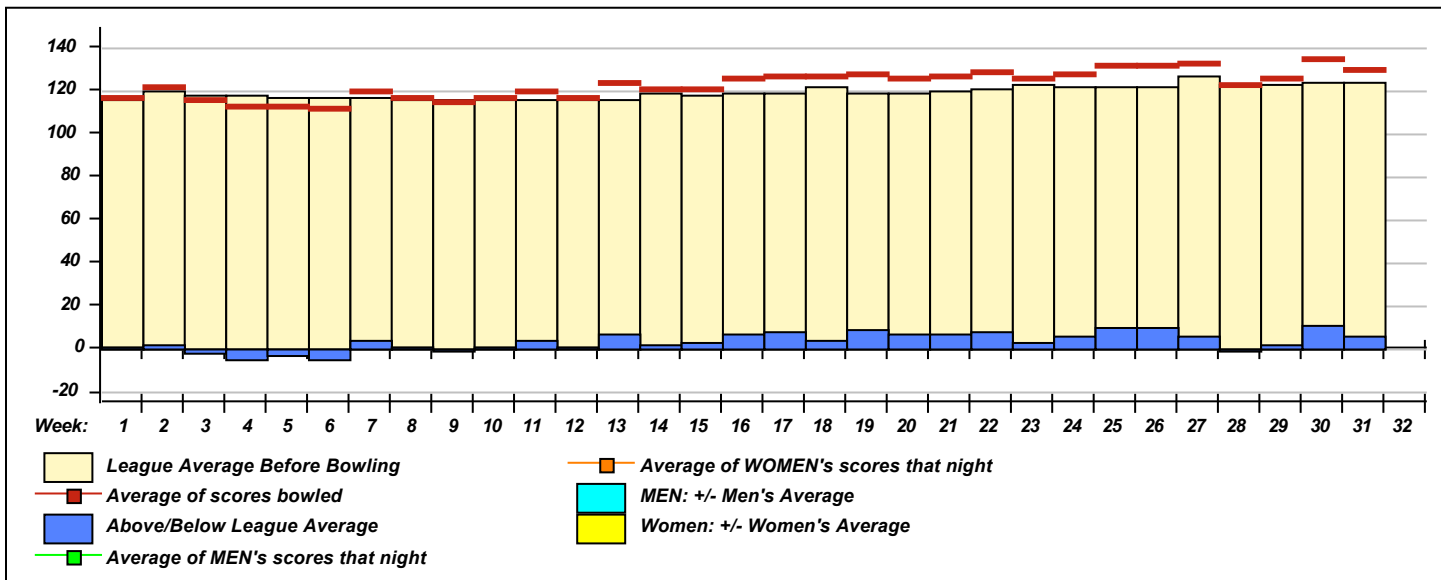
	Scratch Game		Scratch Series		Handicap Game		Handicap Series	
Boys	200	Marty Jean	485	Marty Jean	252	Justin Ratulowski	649	Justin Ratulowski
	186	Donnie Schultz	465	Donnie Schultz	240	Walkere Mago	643	Josh David
	184	Matthew Shapiro	458	Matthew Hard	234	Matthew Shapiro	640	Jesse Kwiecinski
	181	Walkere Mago	457	Walkere Mago	234	Marty Jean	634	Walkere Mago
	168	Jesse Kwiecinski	454	Tim Nebel	233	Josh David	622	Tim Nebel
				233	Jesse Kwiecinski			
Girls	179	Megan Heflin	490	Megan Heflin	234	Megan Heflin	655	Megan Heflin
	169	Faith Kozora	470	Faith Kozora	234	Mary Lesko	653	Faith Kozora
	159	Liana Motel	434	Liana Motel	233	Courtney Solis	626	Mary Lesko
	158	Courtney Solis	421	Madison Payne	230	Faith Kozora	622	Madison Payne
	148	Mary Lesko	368	Mary Lesko	214	Madison Payne	596	Liana Motel

Team Results

Name	True Average	HDCP	Pins	Gms	-1-	-2-	-3-	Total	HDCP High Total	HDCP High Game	HDCP High Sers	HDCP To Raise Sers	To Drop Avg +1	To Drop Avg -1	225's	650's	Most Improved Ave	+/-	
1 - #1 Lane 30 HDCP=316 Ave=646																			
Madison Payne	126.41	66	11756	93	142	147	132	421	622	171	229	431	638	436	339	--	--	127	-0.59
Courtney Solis	116.78	75	10744	92	a106	119	158	383	608	171	248	429	660	371	275	--	--	117	-0.22
Liana Motel	141.02	53	12692	90	146	129	159	434	596	214	273	515	689	514	420	--	--	122	+19.02
Savannah Skievaski	124.65	68	9349	75	123	119	121	363	567	172	241	453	663	401	322	--	--	118	+6.65
Megan Heflin	139.59	54	12144	87	146	165	179	490	655	179	235	490	655	456	365	--	--	129	+10.59
2 - "Survey Says" Lane 29 HDCP=297 Ave=668																			
Josh David	111.52	80	9702	87	109	152	139	400	643	157	245	406	670	378	287	--	--	103	+8.52
Donnie Schultz	153.42	42	11967	78	186	150	129	465	591	224	283	551	695	507	425	--	--	135	+18.42
Faith Kozora	133.64	60	11627	87	169	165	136	470	653	190	252	489	672	433	342	--	--	133	+0.64
Marty Jean	162.76	34	14648	90	147	138	200	485	587	258	294	661	769	511	417	4	1	161	+1.76
Anthony Ramirez	109.60	81	8220	75	108	123	127	358	601	163	246	406	655	360	281	--	--	104	+5.60
3 - 3 Rights and a Left Lane 28 HDCP=286 Ave=680																			
Alejandro Guerrero	136.79	57	4514	33	129	152	134	415	586	176	236	461	647	418	381	--	--	128	+8.79
John Babick	120.62	72	10494	87	113	137	129	379	595	213	285	441	666	396	305	--	--	103	+17.62
Matthew Shapiro	144.58	50	13446	93	184	133	129	446	596	209	260	578	731	474	377	--	--	124	+20.58
Alexander Fuentes	144.41	50	12564	87	138	137	113	388	538	220	274	559	733	486	395	--	--	141	+3.41
Ian Richards	136.39	57	10229	75	148	116	132	396	567	218	277	536	713	457	378	--	--	137	-0.61
4 - #4 Lane 27 HDCP=362 Ave=594																			
Joseph Hess	128.32	64	9239	72	127	98	120	345	537	175	231	464	653	436	360	--	--	131	-2.68
Austin Taylor	105.25	85	2526	24	a95	a95	a95	285	540	158	206	387	570	336	308	--	--	110	-4.75
Tim Nebel	137.86	56	8685	63	130	158	166	454	622	191	235	513	622	423	356	--	--	156	-18.14
Tyler Rodriguez	96.87	93	8718	90	a86	a86	a86	258	537	175	266	370	643	303	209	--	--	103	-6.13
Jesse Kwiecinski	128.11	64	10761	84	128	168	149	445	640	202	269	528	729	462	374	--	--	121	+7.11
5 - #5 Lane 24 HDCP=387 Ave=568																			
Jacob Shumylo	104.63	86	3139	30	a94	a94	a94	282	540	162	249	382	649	326	292	--	--	102	+2.63
Dylan Foster	102.55	88	8922	87	101	107	98	306	570	169	260	415	685	348	257	--	--	93	+9.55
Kyle Stutler	120.22	72	9738	81	115	104	133	352	568	176	253	446	668	426	341	--	--	102	+18.22
Kyle Wagner	123.33	69	10730	87	139	121	110	370	577	187	259	439	655	430	339	--	--	125	-1.67
Noah DiDonato	119.45	72	6092	51	a109	a109	a109	327	543	167	243	408	631	388	333	--	--	117	+2.45
6 - The Honda's Lane 22 HDCP=351 Ave=608																			
Dawson Stroud	115.79	76	9726	84	108	109	85	302	527	179	256	440	668	366	278	--	--	118	-2.21
David McKinney	136.29	57	11448	84	126	113	142	381	552	196	253	489	666	471	383	--	--	126	+10.29
Walkere Mago	135.09	58	11753	87	135	141	181	457	634	197	258	538	715	487	396	--	--	132	+3.09
Lucas Mago	121.26	71	10913	90	132	142	123	397	613	190	263	439	658	433	339	--	--	114	+7.26
Brendan Demantes	101.68	89	8236	81	110	90	130	330	597	143	239	390	661	332	247	--	--	87	+14.68
7 - Team 7 Lane 23 HDCP=445 Ave=504																			
Tyler Kerrick	98.45	91	6793	69	96	99	123	318	591	145	244	397	688	335	262	--	--	82	+16.45
Vacant		72	0	0	v120	v120	v120	360	576	0		0			--	--			
Dominic Mori	110.16	81	6940	63	a100	a100	a100	300	543	150	221	389	612	386	319	--	--	116	-5.84
Austin Case	72.19	115	5847	81	96	56	72	224	569	126	247	324	687	285	200	--	--	53	+19.19
Justin Ratulowski	104.12	86	8017	77	109	165	114	388	649	165	253	388	654	383	302	--	--	97	+7.12

Name	True				HDCP High										To Raise		To Drop		Most Improved	
	Average	HDCP	Pins	Gms	-1-	-2-	-3-	Total	Total	Game	Game	Sers	Sers	Sers	Avg +1	Avg -1	225's	650's	Ave	+/-
8 - Team 8 Lane 26 HDCP=423 Ave=528																				
Mary Lesko	105.09	85	8512	81	115	105	148	368	626	150	237	401	662	392	307	--	--	105	+0.09	
Savannah Kitchens	94.73	95	3126	33	a84	a84	a84	252	537	124	219	349	634	294	257	--	--	93	+1.73	
Kylie Maloney	94.02	95	5923	63	114	84	79	277	562	163	262	394	697	347	280	--	--	89	+5.02	
Nathan Daliege	115.96	76	6262	54	a105	a105	a105	315	543	177	256	437	668	350	292	--	--	112	+3.96	
Matthew Jumonville	120.91	72	7980	66	a110	a110	a110	330	546	181	253	461	677	369	299	--	--	114	+6.91	
9 - Hit N Run Lane 21 HDCP=289 Ave=676																				
Christopher Young	94.77	95	7961	84	a84	a84	a84	252	537	158	256	360	654	304	216	--	--	85	+9.77	
Luke Moran	137.21	56	10702	78	a127	a127	a127	381	549	242	307	519	714	476	394	1	--	139	-1.79	
Tyler Paluszak	126.26	66	6818	54	a116	a116	a116	348	546	168	236	459	663	421	363	--	--	119	+7.26	
Andrew Pruitt	169.21	27	15229	90	a159	a159	a159	477	558	258	287	606	699	581	487	7	--	164	+5.21	
Matthew Hard	150.66	45	13107	87	139	162	157	458	593	214	266	538	694	483	392	--	--	141	+9.66	
10 - Team 10 Lane 25 HDCP=0 Ave=0																				

League Average Week-by-Week



***** Last Week's High Scores for Immediate Release *****

	Scratch Game		Scratch Game		Scratch Series		Scratch Series	
Boys	200	Marty Jean	152	Josh David	485	Marty Jean	396	Ian Richards
	186	Donnie Schultz	152	Alejandro Guerrero	465	Donnie Schultz	388	Alexander Fuentes
	184	Matthew Shapiro	150	Donnie Schultz	458	Matthew Hard	388	Justin Ratulowski
	181	Walkere Mago	149	Jesse Kwiecinski	457	Walkere Mago	381	David McKinney
	168	Jesse Kwiecinski	148	Ian Richards	454	Tim Nebel	379	John Babick
	166	Tim Nebel	147	Marty Jean	446	Matthew Shapiro	370	Kyle Wagner
	165	Justin Ratulowski	142	David McKinney	445	Jesse Kwiecinski	358	Anthony Ramirez
	162	Matthew Hard	142	Lucas Mago	415	Alejandro Guerrero	352	Kyle Stutler
	158	Tim Nebel	141	Walkere Mago	400	Josh David	345	Joseph Hess
	157	Matthew Hard	139	Josh David	397	Lucas Mago	330	Brendan Demantes
Girls	179	Megan Heflin	142	Madison Payne	490	Megan Heflin		
	169	Faith Kozora	136	Faith Kozora	470	Faith Kozora		
	165	Megan Heflin	132	Madison Payne	434	Liana Motel		
	165	Faith Kozora	129	Liana Motel	421	Madison Payne		
	159	Liana Motel	123	Savannah Skievaski	368	Mary Lesko		
	158	Courtney Solis	121	Savannah Skievaski	363	Savannah Skievaski		
	148	Mary Lesko	119	Courtney Solis	277	Kylie Maloney		
	147	Madison Payne	119	Savannah Skievaski				
	146	Megan Heflin	115	Mary Lesko				
	146	Liana Motel	114	Kylie Maloney				

STARDUST BOWL III

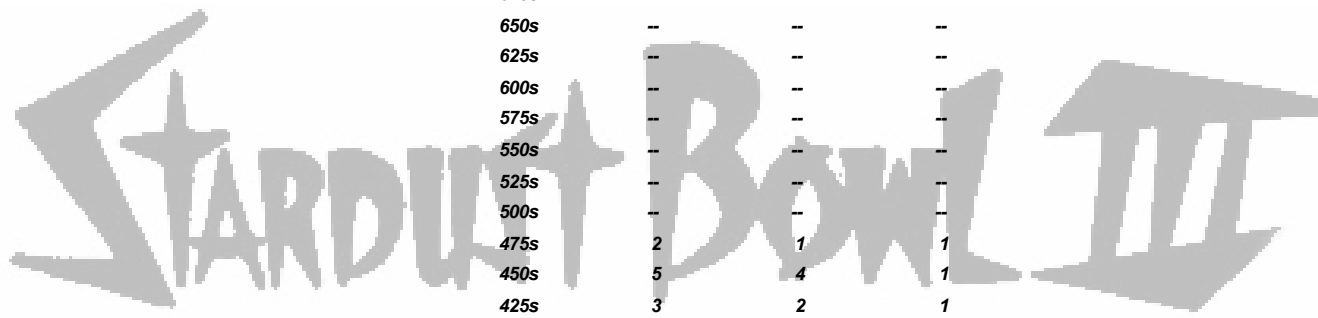
National Association Awards Earned Last Week
Local and Bowling Center Awards

Name	ID Number	Award Average	Award Games	G1	G2	G3	Series	Award Score	Award Received
Joseph Hess	-	128	69	127	98	120	345	345	??? Series Award (State Assoc. Awards)
	-	128	69	127	98	120	345	127	??? Game Award (State Assoc. Awards)

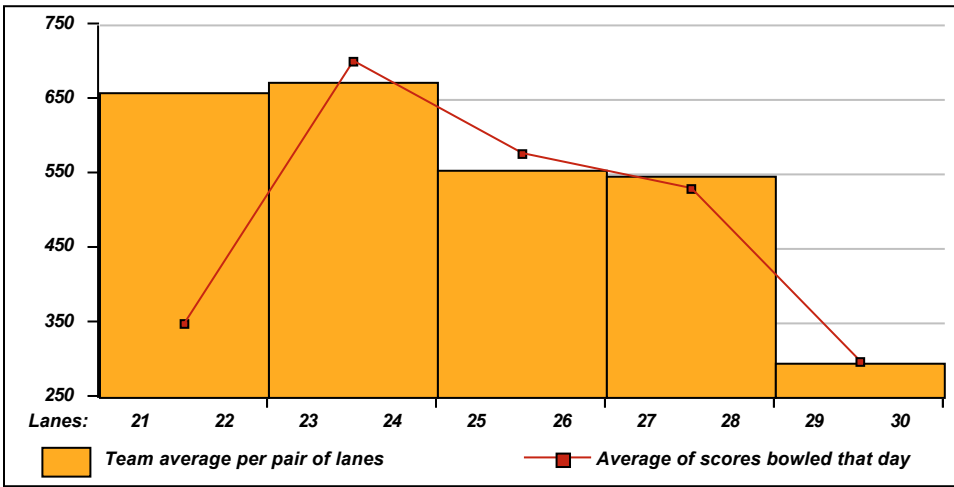
This Week's Statistics

	Over All	Boys	Girls
How many people bowled	32	24	8
Number of games bowled	95	72	23
Actual average of week's scores	130.09	128.60	134.78
How many games above average	53	36	17
How many games below average	41	35	6
Pins above/below average per game	6.45	4.39	12.91
How many people raised average	21	15	6
by this amount	0.45	0.40	0.57
How many people went down	10	8	2
by this amount	-0.26	-0.30	-0.12
League average before bowling	124.07	124.68	122.25
League average after bowling	124.29	124.83	122.65
Change in league average	0.21	0.15	0.40

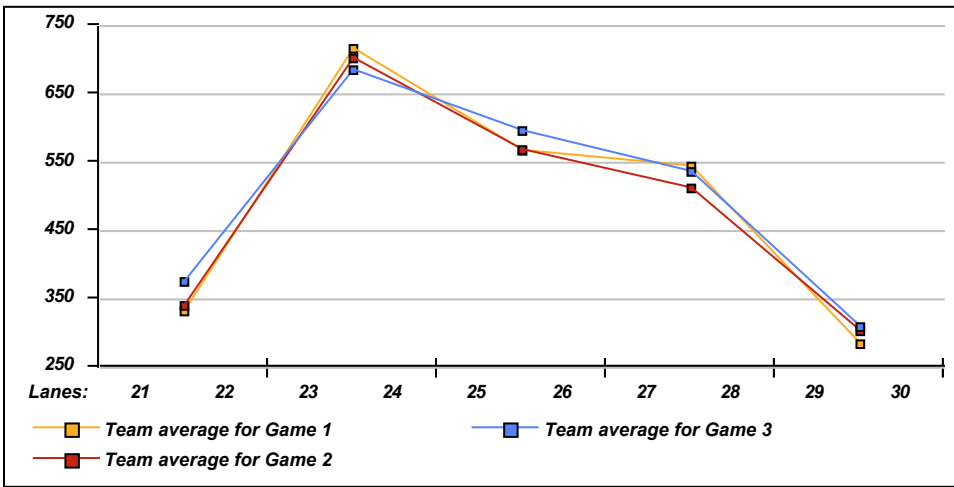
800s	--	--	--
775s	--	--	--
750s	--	--	--
725s	--	--	--
700s	--	--	--
675s	--	--	--
650s	--	--	--
625s	--	--	--
600s	--	--	--
575s	--	--	--
550s	--	--	--
525s	--	--	--
500s	--	--	--
475s	2	1	1
450s	5	4	1
425s	3	2	1
400s	3	2	1
below 400	19	15	4
300s	--	--	--
275s	--	--	--
250s	--	--	--
225s	--	--	--
200s	1	1	--
175s	4	3	1
150s	14	9	5
125s	37	29	8
100s	28	21	7
below 100	11	9	2



Team Average vs Ave of Scores



Average of Scores for Each Game



Amount Over/Under Team Average

