



March 9 Pin No Tap
March 3-25
1st Place \$1,000

Homewood Heat

Saturday 6:00 PM

03/17/2012 Week 7 of 8

Page 1
Lanes 31 - 40

Stardust Bowl

President: Lisa Maszak
Secretary/Treasurer: Chris Deckelman is on Lane 31



Send us a Friend Request on www.Facebook.com/StardustBowl3

League Standing Sheets are on www.BowlStardust.com with Expanded Stats
Join our Email List for Standing Sheet updates, Bowling Specials & Coupons!
SUMMER LEAGUE NOW FORMING!! Sox vs Cubs, Money Doubles, Youth/Adult & MORE!

===== U P C O M I N G T O U R N A M E N T S =====

- ~Bowler of the Year Tournament May 11 & 18. Are you on www.BowlStardust.com
- ~March 9 Pin No Tap - March 3-25
- ~King of the Hill Spring Series March 23 - May 4
- ~King of the Hill Summer Series June 1 - August 17
- ~40 Frame Game Tournament May 5 - August 19 Bowl Any Day Any Time



Lane Assignments

31-32 33-34 35-36 37-38 39-40
8 04/21 1-10 6-5 9-4 8-3 2-7 Position Round

Team Standings

Place	Lane #	Team Name	Points Won	Points Lost	%Won	Scratch Pins	Pins + HDCP	Team Ave	High Game	HDCP Game	High Sers	HDCP Sers	Year-To-Date WON	Y-T-D LOST
1	31	1 Gutter Trash	35	14	71.4	10759	16093	524	601	852	1676	2424	35	14
2	32	10 Bowl Movements	34	15	69.4	11561	16214	570	637	851	1791	2433	34	15
3	33	6 Splits & Giggles	28	21	57.1	13174	16750	625	704	865	1966	2485	28	21
4	34	5 Will Bowl for Beer	27	22	55.1	9793	16027	488	565	836	1494	2356	27	22
5	35	9 Babes and Balls	27	22	55.1	9404	14333	521	603	871	1696	2500	27	22
6	36	4 Split Personalities	22	27	44.9	11441	15953	517	653	869	1852	2464	22	27
7	37	8 Balls of Fury	20	29	40.8	8513	13856	474	565	861	1510	2401	20	29
8	38	3 Can't Believe It's Not Gu	19	30	38.8	6634	11350	441	538	849	1372	2350	19	30
9	39	2 Schwetty Balls	18	31	36.7	9184	15832	433	525	853	1490	2474	18	31
10	40	7 Great Balls of Fire	0	49		0	0	0	0	0	0	0	0	49

Review of Last Week's Bowling.....

Lanes	Team Name	HDCP -1-	HDCP -2-	HDCP -3-	HDCP Total	Last Wk WON	Team Name	HDCP -1-	HDCP -2-	HDCP -3-	HDCP Total	Last Wk WON
31-32	Splits & Giggles	865	727	780	2372	2	Split Personalities	811	857	788	2456	5
33-34	Great Balls of Fire	0	0	0	0	0	Babes and Balls	812	823	798	2433	7
35-36	Gutter Trash	724	782	761	2267	7	Will Bowl for Beer	703	742	756	2201	0
37-38	Bowl Movements	758	773	776	2307	2	Can't Believe It's Not	814	735	801	2350	5
39-40	Schwetty Balls	800	752	748	2300	0	Balls of Fury	819	768	814	2401	7

Individual High Averages

Men	Score	Name	Women	Score	Name
	203.86	Roger Marzke		154.95	Penny Marzke
	191.28	Scott Deckelman		128.89	Melissa Bertoletti
	184.11	Ricco Bertoletti		117.38	Sue Riordan
	180.24	Dan Coghlan		108.71	Jodi Wassilak
	179.48	Stephen Santeforte		108.33	Marlene Mcdowell
	178.67	Dan Petrich		107.87	Jen Bialabok
	151.14	Jim Holmgren		107.14	Diane Santeforte
	148.39	Joe Rosenthal		106.60	Beckie Calomino
	137.67	Chuck Wassilak		103.07	Nicolle Nordman
	136.50	Kevin Rosche		102.17	Michele Rosche

Season High Scores

Team Scratch Game	Team Scratch Series	Team Handicap Game	Team Handicap Series
704 Splits & Giggles	1966 Splits & Giggles	871 Babes and Balls	2500 Babes and Balls
653 Split Personalities	1852 Split Personalities	869 Split Personalities	2485 Splits & Giggles
637 Bowl Movements	1791 Bowl Movements	865 Splits & Giggles	2474 Schwetty Balls
603 Babes and Balls	1696 Babes and Balls	861 Balls of Fury	2464 Split Personalitie
601 Gutter Trash	1676 Gutter Trash	853 Schwetty Balls	2433 Bowl Movements
Scratch Game	Scratch Series	Handicap Game	Handicap Series
Men 269 Scott Deckelman	713 Scott Deckelman	273 Dan Petrich	713 Scott Deckelman
257 Roger Marzke	656 Roger Marzke	269 Scott Deckelman	691 Cecil Archbold
245 Dan Petrich	613 Stephen Santeforte	257 Roger Marzke	691 Stephen Santeforte
234 Ricco Bertoletti	612 Ricco Bertoletti	257 Ricco Bertoletti	681 Jim Holmgren

	<u>Scratch Game</u>	<u>Scratch Series</u>	<u>Handicap Game</u>	<u>Handicap Series</u>
	232 Dan Coghlan	594 Dan Coghlan	256 Dan Coghlan	676 Ricco Bertoletti
Women	192 Penny Marzke	506 Penny Marzke	255 Jen Bialabok	671 Jen Bialabok
	178 Sue Riordan	435 Melissa Bertoletti	246 Carolyn Oyster	665 Carolyn Oyster
	166 Jen Bialabok	413 Sue Riordan	242 Diane Santeforte	656 Penny Marzke
	160 Melissa Bertoletti	404 Jen Bialabok	237 Marlene Mcdowell	652 Jodi Wassilak
	154 Diane Santeforte	397 Jodi Wassilak	235 Penny Marzke	643 Stephanie Senzel
			235 Michelle Freeman	

Season Game Over Average
Game - Ave = Difference

Men	245 - 168 = 77	Dan Petrich
	171 - 109 = 62	Cecil Archbold
	185 - 124 = 61	Tony Senzel
	234 - 174 = 60	Ricco Bertoletti
	188 - 129 = 59	Kevin Rosche
	232 - 173 = 59	Dan Coghlan
Women	166 - 101 = 65	Jen Bialabok
	153 - 96 = 57	Carolyn Oyster
	154 - 102 = 52	Diane Santeforte
	119 - 72 = 47	Stephanie Senzel
	152 - 105 = 47	Marlene Mcdowell

Season Series over Average
Series - Ave = Difference

	448 - 327 = 121	Cecil Archbold
	416 - 312 = 104	Jeff Huddleston
	495 - 393 = 102	Jim Holmgren
	613 - 513 = 100	Stephen Santeforte
	607 - 522 = 85	Ricco Bertoletti
	404 - 303 = 101	Jen Bialabok
	386 - 288 = 98	Carolyn Oyster
	397 - 315 = 82	Jodi Wassilak
	298 - 216 = 82	Stephanie Senzel
	506 - 432 = 74	Penny Marzke

Most Improved Average

Men	112 to 148.39 = +36.39 Joe Rosenthal	117 to 136.50 = +19.50 Kevin Rosche	121 to 137.67 = +16.67 Chuck Wassilak
Women	120 to 128.89 = +8.89 Melissa Bertoletti	102 to 106.60 = +4.60 Beckie Calomino	104 to 108.33 = +4.33 Marlene Mcdowell

Most Un-Improved Averages

Men	201 to 180.24 = -20.76 Dan Coghlan	133 to 113.25 = -19.75 Jeff Huddleston	206 to 191.28 = -14.72 Scott Deckelman
Women	117 to 107.87 = -9.13 Jen Bialabok	160 to 154.95 = -5.05 Penny Marzke	95 to 90.57 = -4.43 Chris Deckelma

Last Week's Top Scores

	<u>Team Scratch Game</u>	<u>Team Scratch Series</u>	<u>Team Handicap Game</u>	<u>Team Handicap Series</u>
	704 Splits & Giggles	1889 Splits & Giggles	865 Splits & Giggles	2456 Split Personalitie
	622 Split Personalities	1751 Split Personalities	857 Split Personalities	2433 Babes and Balls
	575 Bowl Movements	1704 Bowl Movements	823 Babes and Balls	2401 Balls of Fury
	<u>Scratch Game</u>	<u>Scratch Series</u>	<u>Handicap Game</u>	<u>Handicap Series</u>
Men	224 Stephen Santeforte	612 Ricco Bertoletti	244 Stephen Santeforte	674 Jeff Huddleston
	223 Ricco Bertoletti	594 Dan Coghlan	243 Jeff Huddleston	666 Ricco Bertoletti
	214 Scott Deckelman	573 Stephen Santeforte	241 Ricco Bertoletti	654 Dan Coghlan
	203 Dan Coghlan	571 Scott Deckelman	233 Kevin Rosche	643 Joe Nordman
	196 Roger Marzke	558 Roger Marzke	231 Jim Holmgren	633 Stephen Santeforte
			231 Joe Nordman	
Women	191 Penny Marzke	475 Penny Marzke	237 Marlene Mcdowell	625 Marlene Mcdowell
	154 Melissa Bertoletti	399 Melissa Bertoletti	232 Penny Marzke	615 Diane Santeforte
	152 Marlene Mcdowell	370 Marlene Mcdowell	230 Beckie Calomino	610 Stephanie Senzel
	146 Beckie Calomino	368 Sue Riordan	228 Stephanie Senzel	598 Penny Marzke
	141 Diane Santeforte	360 Diane Santeforte	226 Diane Santeforte	593 Sue Riordan

Weekly Game Over Average
Game - Ave = Difference

Men	157 - 104 = 53	Jeff Huddleston
	224 - 177 = 47	Stephen Santeforte
	223 - 180 = 43	Ricco Bertoletti
Women	152 - 105 = 47	Marlene Mcdowell
	146 - 106 = 40	Beckie Calomino
	127 - 87 = 40	Stephanie Senzel

Weekly Series over Average
Series - Ave = Difference

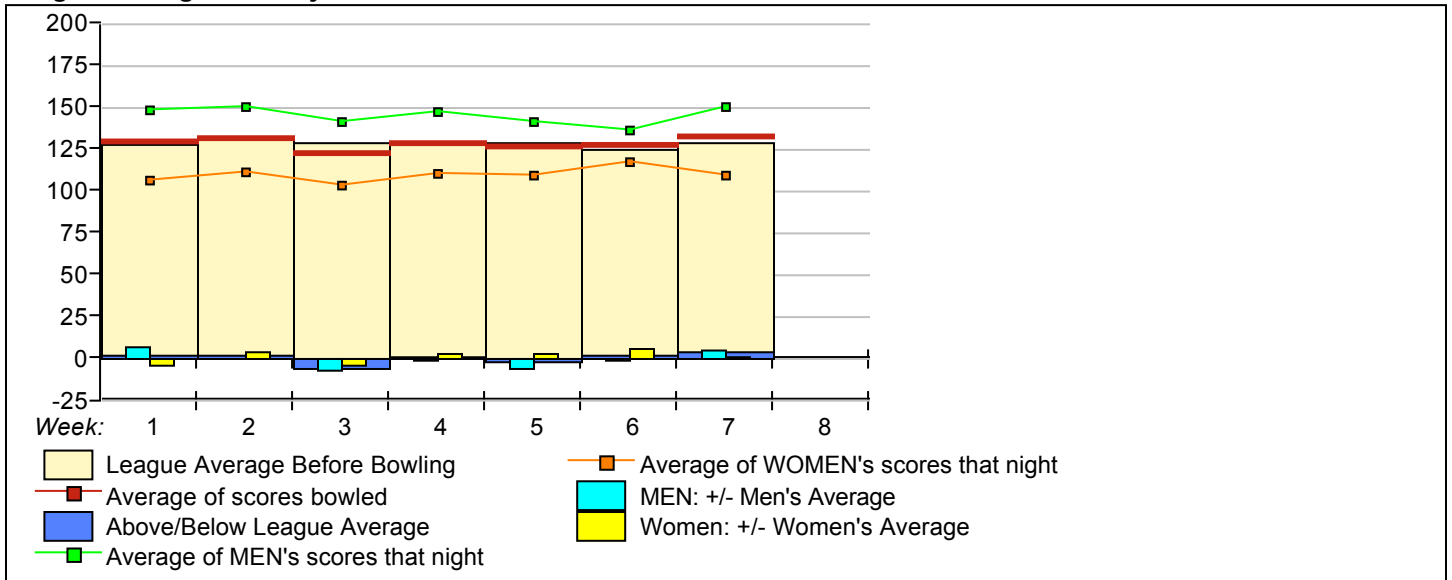
	416 - 312 = 104	Jeff Huddleston
	612 - 540 = 72	Ricco Bertoletti
	454 - 387 = 67	Joe Nordman
	370 - 315 = 55	Marlene Mcdowell
	307 - 261 = 46	Stephanie Senzel
	360 - 315 = 45	Diane Santeforte

Team Rosters

Name	True Average	HDCP	Pins	Gms	HDCP High				HDCP To Raise				To Drop				Most Improved		
					-1-	-2-	-3-	Total	Total	Game	Game	Sers	Sers	Avg +1	Avg -1	225's	650's	Ave	+/-
1 - Gutter Trash	Lane 31	HDCP=247	Ave=524																
Chris Deckelman	90.57	99	1902	21	83	94	75	252	546	125	224	314	611	282	257	--	--	95	-4.43
Kevin Gibbs	134.48	59	2824	21	137	145	127	409	586	171	230	445	618	416	391	--	--	120	+14.48
Robert Maszak	109.27	81	1639	15	a99	a99	a99	297	540	130	214	359	611	341	322	--	--	114	-4.73
Scott Deckelman	191.28	8	3443	18	159	198	214	571	595	269	269	713	713	589	567	2	1	206	-14.72
Becca Marklund	98.00	91	294	3				0	0	108	199	294	567	300	293	--	--	91	+7.00

Name	True			HDCP High HDCP High HDCP To Raise To Drop											Most Improved				
	Average	HDCP	Pins Gms	-1-	-2-	-3-	Total	Total	Game	Game	Sers	Sers	Avg +1	Avg -1	225's	650's	Ave	+/-	
2 - Schwetty Balls Lane 39 HDCP=329 Ave=433																			
Carolyn Oyster	101.86	89	2139	21	101	81	87	269	530	153	246	386	665	309	284	--	--	99	+2.86
Stephanie Senzel	90.20	99	1353	15	127	94	86	307	610	127	234	307	643	285	266	--	--	87	+3.20
Tony Senzel	114.53	77	1718	15	117	118	102	337	565	185	253	454	658	352	333	--	--	115	-0.47
Randy Oyster	128.90	64	2707	21	127	131	145	403	595	170	233	433	622	389	364	--	--	129	-0.10
B Cotter	118.67	73	356	3				0	0	154	227	356	575	358	351	--	--		
C Cotter	115.67	76	347	3				0	0	136	212	347	575	349	342	--	--		
3 - Can't Believe It's Not Gutter Lane 38 HDCP=321 Ave=441																			
Michelle Freeman	96.00	93	1440	15	80	94	96	270	546	139	235	351	639	306	287	--	--	97	-1.00
Beckie Calomino	106.60	84	1599	15	146	76	102	324	576	146	230	335	596	327	308	--	--	102	+4.60
Brian Calomino	114.33	77	1715	15	126	95	139	360	597	152	233	380	623	355	336	--	--	126	-11.67
Mark Freeman	125.33	67	1880	15	136	144	138	418	631	162	215	444	631	388	369	--	--	121	+4.33
4 - Split Personalities Lane 36 HDCP=252 Ave=517																			
Diane Santeforte	107.14	83	2250	21	141	129	90	360	615	154	242	372	636	342	317	--	--	103	+4.14
Liz Goral	118.50	73	711	6				0	0	133	204	363	576	360	350	--	--		
Jeff Huddleston	113.25	78	1359	12	107	152	157	416	674	161	243	429	674	351	335	--	--	133	-19.75
Stephen Santeforte	179.48	18	3769	21	224	187	162	573	633	231	251	613	691	551	526	1	--	179	+0.48
Joe Rosenthal	148.39	46	2671	18	104	154	144	402	534	206	245	480	597	458	436	--	--	112	+36.39
5 - Will Bowl for Beer Lane 34 HDCP=278 Ave=488																			
Jodi Wassilak	108.71	82	2283	21	99	101	98	298	541	141	225	397	652	333	308	--	--	111	-2.29
Jen Bialabok	107.87	83	1618	15	a97	a97	a97	291	540	166	255	404	671	326	307	--	--	117	-9.13
Chuck Wassilak	137.67	56	2478	18	105	142	159	406	571	175	230	450	615	420	398	--	--	121	+16.67
Paul Bialabok	136.00	57	1224	9a	126a	126a	126	378	549	150	207	409	580	420	407	--	--	120	+16.00
Kathy Sin	111.00	80	666	6				0	0	131	214	343	592	342	332	--	--		
Clay Wassilak	84.00	104	252	3				0	0	90	194	252	564	258	251	--	--		
Greg Lindbloom	95.33	94	286	3				0	0	111	205	286	568	290	283	--	--		
Nick Wassilak	105.67	85	317	3				0	0	127	212	317	572	319	312	--	--		
6 - Splits & Giggles Lane 33 HDCP=159 Ave=625																			
Sue Riordan	117.38	74	2465	21	131	109	128	368	593	178	234	413	611	367	342	--	--	117	+0.38
Penny Marzke	154.95	41	3254	21	191	130	154	475	598	192	235	506	656	466	441	--	--	160	-5.05
Jim Holmgren	151.14	44	3174	21	186	136	166	488	623	194	248	507	681	474	449	--	--	141	+10.14
Roger Marzke	203.86	0	4281	21	196	191	171	558	558	257	257	656	656	615	590	3	1	211	-7.14
7 - Great Balls of Fire Lane 40 HDCP=0 Ave=0																			
Miguel Mancha	0	0	0a110a110a110	330	330	0	0	0								--	--		
Pam Hutton	0	0	0a110a110a110	330	330	0	0	0								--	--		87
Ed Hutton	0	0	0a110a110a110	330	330	0	0	0								--	--		94
Unknown Mancha	0	0	0a110a110a110	330	330	0	0	0								--	--		
8 - Balls of Fury Lane 37 HDCP=292 Ave=474																			
Michele Rosche	102.17	88	1839	18	84	135	87	306	570	135	223	335	623	324	302	--	--	106	-3.83
Nicolle Nordman	103.07	87	1546	15	100	91	116	307	568	131	209	339	585	326	307	--	--	105	-1.93
Kevin Rosche	136.50	57	2457	18	174	123	146	443	620	192	251	445	634	420	398	--	--	117	+19.50
Joe Nordman	133.87	60	2008	15	164	122	168	454	643	179	242	454	643	404	385	--	--	139	-5.13
9 - Babes and Balls Lane 35 HDCP=249 Ave=521																			
Melissa Bertoletti	128.89	64	2320	18	117	154	128	399	591	160	229	435	642	389	367	--	--	120	+8.89
Marlene Mcdowell	108.33	82	1950	18	152	114	104	370	625	152	237	370	625	339	317	--	--	104	+4.33
Carlton Mcdowell	101.11	89	1820	18	65	123	99	287	551	144	234	322	592	322	300	--	--	100	+1.11
Ricco Bertoletti	184.11	14	3314	18	223	177	212	612	666	234	257	612	676	571	549	1	--	185	-0.89
10 - Bowl Movements Lane 32 HDCP=205 Ave=570																			
Debbie Coghlan	96.67	93	1740	18	97	89	94	280	556	127	222	328	613	297	275	--	--	94	+2.67
Cecil Archbold	116.93	75	1754	15	91	120	107	318	534	171	252	448	691	352	333	--	--	128	-11.07
Dan Coghlan	180.24	18	3785	21	198	193	203	594	654	232	256	594	654	559	534	1	--	201	-20.76
Dan Petrich	178.67	19	2144	12	171	170	171	512	563	245	273	571	655	541	525	1	--	178	+0.67
Traci Archbold	114.33	77	686	6				0	0	146	211	383	578	349	339	--	--		

League Average Week-by-Week



STARDUST BOWL III

****Last Week's High Scores for Immediate Release ****

	<u>Scratch Game</u>	<u>Scratch Game</u>	<u>Scratch Series</u>	<u>Scratch Series</u>
Men	224 Stephen Santeforte	187 Stephen Santeforte	612 Ricco Bertoletti	416 Jeff Huddleston
	223 Ricco Bertoletti	186 Jim Holmgren	594 Dan Coghlan	409 Kevin Gibbs
	214 Scott Deckelman	177 Ricco Bertoletti	573 Stephen Santeforte	406 Chuck Wassilak
	212 Ricco Bertoletti	174 Kevin Rosche	571 Scott Deckelman	403 Randy Oyster
	203 Dan Coghlan	171 Roger Marzke	558 Roger Marzke	402 Joe Rosenthal
	198 Scott Deckelman	171 Dan Petrich	512 Dan Petrich	360 Brian Calomino
	198 Dan Coghlan	171 Dan Petrich	488 Jim Holmgren	337 Tony Senzel
	196 Roger Marzke	170 Dan Petrich	454 Joe Nordman	318 Cecil Archbold
	193 Dan Coghlan	168 Joe Nordman	443 Kevin Rosche	287 Carlton Mcdowell
	191 Roger Marzke	166 Jim Holmgren	418 Mark Freeman	
Women	191 Penny Marzke	128 Melissa Bertoletti	475 Penny Marzke	280 Debbie Coghlan
	154 Penny Marzke	128 Sue Riordan	399 Melissa Bertoletti	270 Michelle Freeman
	154 Melissa Bertoletti	127 Stephanie Senzel	370 Marlene Mcdowell	269 Carolyn Oyster
	152 Marlene Mcdowell	117 Melissa Bertoletti	368 Sue Riordan	252 Chris Deckelman
	146 Beckie Calomino	116 Nicolle Nordman	360 Diane Santeforte	
	141 Diane Santeforte	114 Marlene Mcdowell	324 Beckie Calomino	
	135 Michele Rosche	109 Sue Riordan	307 Nicolle Nordman	
	131 Sue Riordan	104 Marlene Mcdowell	307 Stephanie Senzel	
	130 Penny Marzke	102 Beckie Calomino	306 Michele Rosche	
	129 Diane Santeforte	101 Carolyn Oyster	298 Jodi Wassilak	

STARDUST BOWL III

Bracket Payouts

Bowler _____ Lane _____ Refund _____ Winnings _____ Amt Paid _____ Balance Due _____

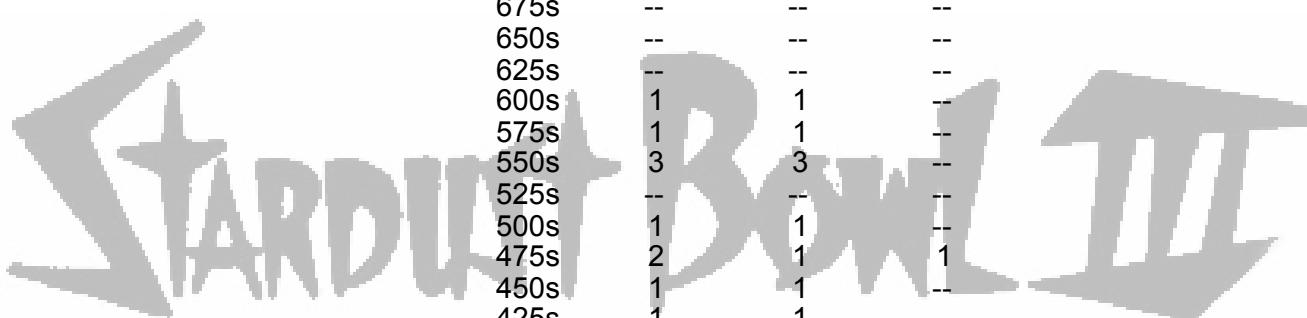


National Association Awards Earned Last Week

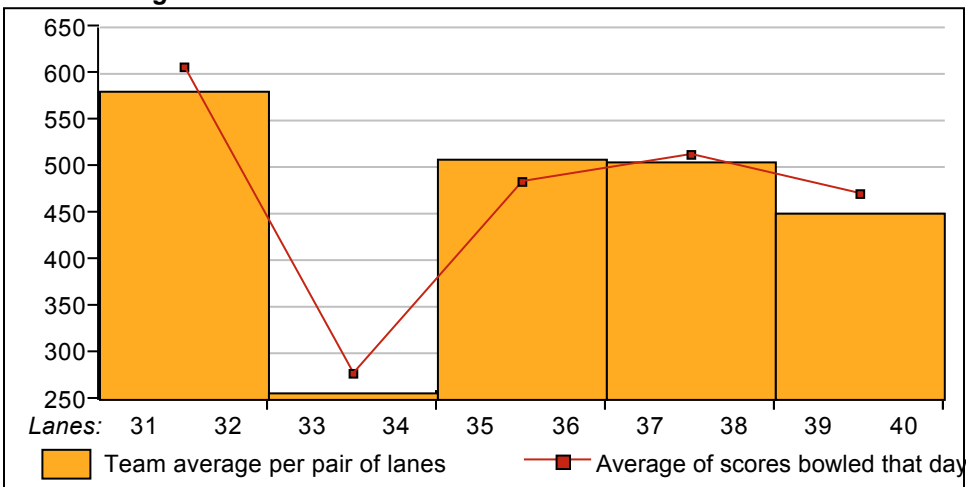
Name	ID Number	Award Average	Award Games	G1	G2	G3	Series	Award Score	Award Received
Marlene Mcdowell	-	105	15	152	114	104	370	152	150 Game (USBC Awards)
Stephanie Senzel	-	87	12	127	94	86	307	307	300 Series (USBC Awards)
	-	87	12	127	94	86	307	127	125 Game (USBC Awards)

This Week's Statistics

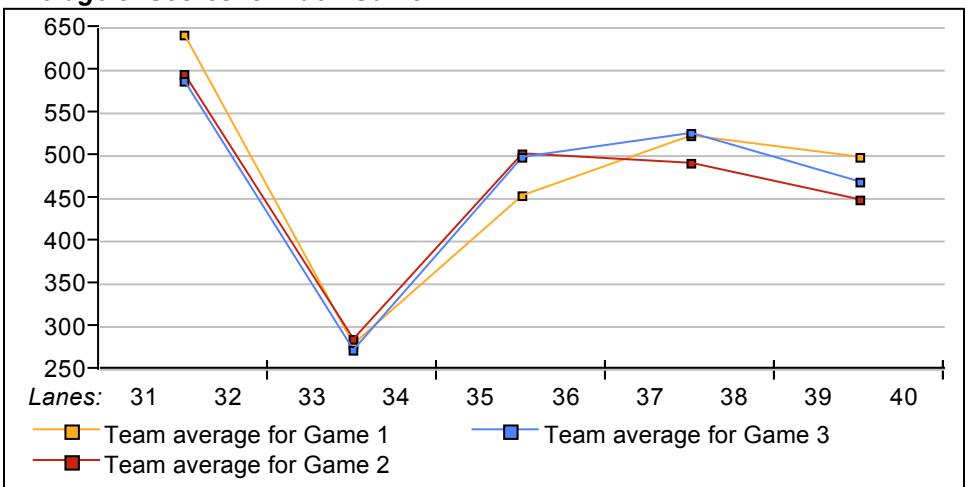
	Over All	Men	Women
How many people bowled	33	19	14
Number of games bowled	99	57	42
Actual average of week's scores	132.79	150.19	109.17
How many games above average	48	34	14
How many games below average	48	23	25
Pins above/below average per game	3.94	5.56	1.74
How many people raised average	18	11	7
by this amount	2.38	2.91	1.54
How many people went down	15	8	7
by this amount	-1.37	-1.69	-1.01
League average before bowling	129.23	145.03	107.77
League average after bowling	129.90	146.00	108.04
Change in league average	0.67	0.97	0.27
800s	--	--	--
775s	--	--	--
750s	--	--	--
725s	--	--	--
700s	--	--	--
675s	--	--	--
650s	--	--	--
625s	--	--	--
600s	1	1	--
575s	1	1	--
550s	3	3	--
525s	--	--	--
500s	1	1	--
475s	2	1	1
450s	1	1	--
425s	1	1	--
400s	6	6	--
below 400	17	4	13
300s	--	--	--
275s	--	--	--
250s	--	--	--
225s	--	--	--
200s	5	5	--
175s	9	8	1
150s	17	14	3
125s	24	15	9
100s	20	11	9
below 100	24	4	20



Team Average vs Ave of Scores



Average of Scores for Each Game



Amount Over/Under Team Average

