

8 Is Enough
8 Games of 8 Pin No Tap
April 17 - May 16
1st Place \$888

Homewood Heat

Saturday 6:00 pm

04/17/2010 Week 8 of 8

Stardust Bowl

Thank you for bowling with us! We hope to see you next season!

President: Lisa Maszak is on Lane 34

Secretary/Treasurer: Chris Deckelman is on Lane 34



Send us a Friend Request on www.Facebook.com/StardustBowl3

League Standing Sheets are on www.BowlStardust.com Sign up for Email Alerts
~Join our Email List! Get League updates, Open Bowl Specials & Coupons!
~Summer Leagues Forming! White Sox vs Cubs Leagues plus many more!!

===== U P C O M I N G T O U R N A M E N T S =====

~King of the Hill Friday's @ 10:40pm March 26 - May 7
~8 is Enough Tournament ~8 Games of 8 Pin No Tap~ April 17th thru May 16th
~40 Frame Game Tournament: ALL Summer May 15 - August 15 Any Day, Any Time
~Are you on www.BowlStardust.com? Bowler of the Year Tournament May 14 & 21
~Post-Tribune Tournament: Women's Sat. May 22, Men's Sun. May 23 both start @ 12pm, sign up 11am at Stardust Bowl II. Qualifiers posted @ post-trib.com



House Jackpots - Enter by the 3rd Frame

~High Roller Jackpot. You Bowl It, You Win a % of the Jackpot!

270-279 = 10% 280-289 = 15% 290-299 = 25% ~300~ = 50%

~Strike Lotto \$2.00 to Enter at the Front Desk. 180 & Under - 181 & Over

Important Messages

PLEASE indicate what week your are bowling out for.

Team Standings

Place	Lane #	Team Name	Points Won	Points Lost	%Won	Scratch Pins	Pins + HDCP	High Game	HDCP Game	High Sers	HDCP Sers	Year-To-Date WON	Y-T-D LOST	Y-T-D %WON
1	33	6 Splits & Giggles	45	11	80.4	14204	19271	695	916	1893	2533	45	11	80.3
2	42	9 Babes & Balls	39	17	69.6	12208	18826	630	910	1712	2501	39	17	69.6
3	40	5 Mine's In The Gutter	31	25	55.4	11065	18592	556	878	1512	2419	31	25	55.4
4	38	12 Bowl Movements	30	26	53.6	11104	18616	592	895	1584	2421	30	26	53.6
5	37	8 Balls of Fury	29	27	51.8	11207	18848	564	873	1596	2523	29	27	51.8
6	34	1 Gutter Trash	28	28	50.0	11674	18529	573	855	1596	2442	28	28	50.0
7	43	7 Great Balls of Fire	28	28	50.0	10673	17939	566	856	1431	2357	28	28	50.0
8	44	10 Big Pimp Pin	28	28	50.0	9070	16195	494	838	1407	2415	28	28	50.0
9	39	3 Can't Believe It's Not G	28	28	50.0	9489	16146	517	822	1510	2438	28	28	50.0
10	36	11 Splits Happen	21	35	37.5	10054	18052	474	812	1334	2330	21	35	37.5
11	41	4 Whatever	14	42	25.0	9746	15869	520	803	1526	2333	14	42	25.0
12	35	2 Balll Busters	11	45	19.6	5963	11369	444	815	1274	2354	11	45	19.6

Review of Last Week's Bowling.....

Lanes	Team Name	HDCP -1-	HDCP -2-	HDCP -3-	HDCP Total	Last Wk WON	Team Name	HDCP -1-	HDCP -2-	HDCP -3-	HDCP Total	Last Wk WON
33-34	Bowl Movements	805	766	809	2380	5	Babes & Balls	796	790	753	2339	2
35-36	Big Pimp Pin	786	759	751	2296	5	Mine's In The Gutter	719	730	800	2249	2
37-38	Great Balls of Fire	728	755	744	2227	2	Splits Happen	812	686	751	2249	5
39-40	Whatever	740	715	766	2221	2	Splits & Giggles	781	857	676	2314	5
41-42	Balll Busters	710	698	734	2142	2	Can't Believe It's Not	739	684	749	2172	5
43-44	Balls of Fury	793	857	873	2523	5	Gutter Trash	855	804	783	2442	2

Thanks for bowling! We hope you had a good time. See you next season!

Individual High Averages

Men	Women		
207.33	Roger Marzke	149.58	Penny Marzke
194.33	Scott Deckelman	135.27	Jackie Joy
186.76	Ricco Bertoletti	127.62	Melissa Bertoletti
176.22	Dan Coghlan	126.05	Julie McNellis
143.73	Glenn Tienstra	110.67	Lisa Maszak
141.43	Patrick LeSimple	110.67	Tammy Radkey
140.93	Tim Joy	105.93	Beckie Calomino
135.44	Jeff Huddleston	103.71	Michele Rosche

High Ave

134.42	Joe Nordman
131.13	Kevin Gibbs

High Ave

103.05	Crystle LeSimple
102.29	Nicolle Nordman

Season High Scores

<u>Team Scratch Game</u>		<u>Team Scratch Series</u>		<u>Team Handicap Game</u>		<u>Team Handicap Series</u>	
695	Splits & Giggles	1893	Splits & Giggles	916	Splits & Giggles	2533	Splits & Giggles
630	Babes & Balls	1712	Babes & Balls	910	Babes & Balls	2523	Balls of Fury
592	Bowl Movements	1596	Gutter Trash	895	Bowl Movements	2501	Babes & Balls
		1596	Balls of Fury				

Bowlers must have completed a minimum of 12 games to be eligible for any league award.

	<u>Scratch Game</u>		<u>Scratch Series</u>		<u>Handicap Game</u>		<u>Handicap Series</u>	
Men	279	Scott Deckelman	704	Roger Marzke	288	Scott Deckelman	736	Ricco Bertoletti
	279	Roger Marzke	664	Ricco Bertoletti	279	Roger Marzke	704	Roger Marzke
	247	Ricco Bertoletti	648	Scott Deckelman	275	Cecil Archbold	680	Scott Deckelman
	231	Dan Coghlan						
Women	176	Jackie Joy	489	Penny Marzke	270	Holmgren	704	Sarah Huffman
	173	Penny Marzke	454	Melissa Bertoletti	247	Nicolle Nordman	698	Holmgren
	172	Melissa Bertoletti	445	Jackie Joy	244	Melissa Bertoletti	682	Tammy Radkey

Last Week's Top Scores

<u>Team Scratch Game</u>		<u>Team Scratch Series</u>		<u>Team Handicap Game</u>		<u>Team Handicap Series</u>	
667	Splits & Giggles	1744	Splits & Giggles	873	Balls of Fury	2523	Balls of Fury
573	Gutter Trash	1596	Gutter Trash	857	Splits & Giggles	2442	Gutter Trash
564	Balls of Fury	1596	Balls of Fury	855	Gutter Trash	2380	Bowl Movements

	<u>Scratch Game</u>		<u>Scratch Series</u>		<u>Handicap Game</u>		<u>Handicap Series</u>	
Men	265	Scott Deckelman	648	Scott Deckelman	274	Scott Deckelman	679	Kevin Rosche
	220	Dan Coghlan	541	Dan Coghlan	261	Jim Holmgren	675	Scott Deckelman
	193	Jim Holmgren	534	Ricco Bertoletti	245	Kevin Rosche	655	Joe Nordman
Women	161	Penny Marzke	424	Penny Marzke	233	Beckie Calomino	644	Michele Rosche
	151	Melissa Bertoletti	405	Melissa Bertoletti	232	Carolyn Oyster	635	Beckie Calomino
	144	Beckie Calomino	383	Sue Riordan	230	Chris Deckelman	629	Carolyn Oyster

	<u>Weekly Game Over Average</u>				<u>Weekly Series over Average</u>			
	<u>Game - Ave = Difference</u>				<u>Series - Ave = Difference</u>			
Men	265 - 190 = 75	Scott Deckelman	469 - 366 = 103	Kevin Rosche				
	193 - 124 = 69	Jim Holmgren	648 - 570 = 78	Scott Deckelman				
	175 - 122 = 53	Kevin Rosche	469 - 393 = 76	Joe Nordman				
Women	129 - 85 = 44	Carolyn Oyster	374 - 300 = 74	Michele Rosche				
	144 - 101 = 43	Beckie Calomino	368 - 303 = 65	Beckie Calomino				
	128 - 86 = 42	Chris Deckelman	320 - 255 = 65	Carolyn Oyster				

Most Improved Average

Men	106 to 119.57 = +13.57	Cecil Archbold	129 to 135.44 = +6.44	Jeff Huddleston	128 to 134.42 = +6.42	Joe Nordman
Women	76 to 86.00 = +10.00	Sarah Huffman	86 to 94.95 = +8.95	Rikki Faso	120 to 127.62 = +7.62	Melissa Bertoletti

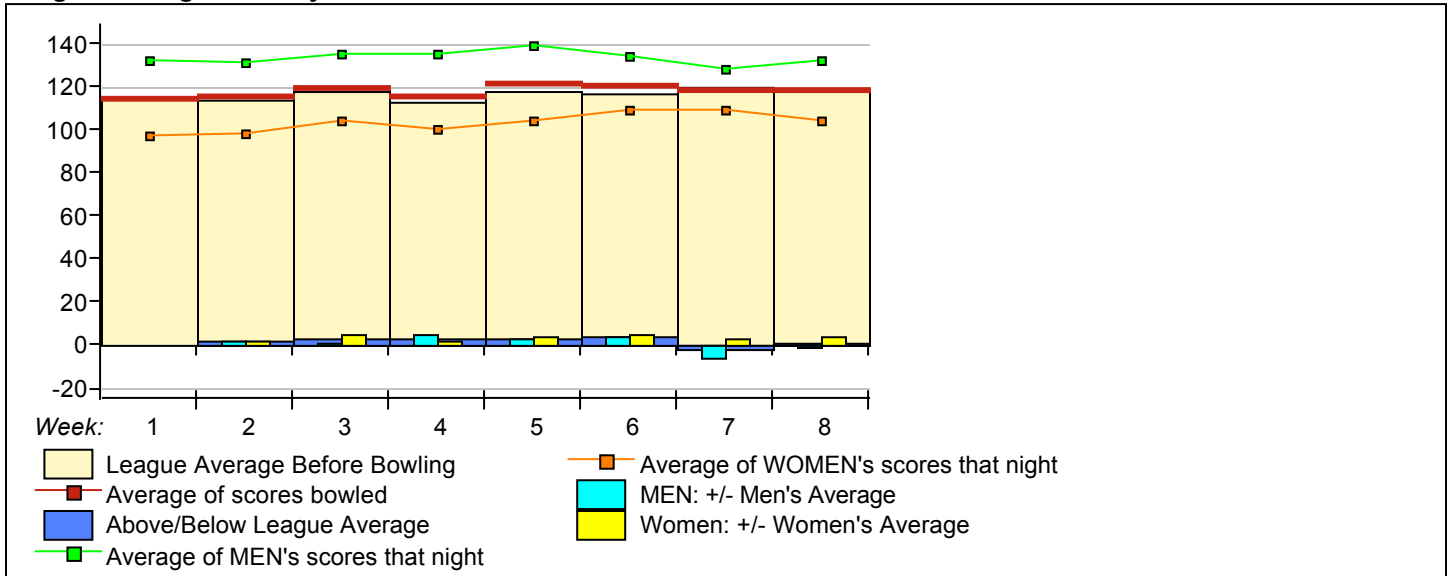
Team Rosters

Name	True Average	HDCP	Pins	Gms	-1-	-2-	-3-	Total	HDCP Total	High Game	HDCP High Game	High Sers	HDCP Sers	To Raise Avg +1	To Drop Avg -1	225's	650's	Most Improved	
																		Ave	+/-
1 - Gutter Trash Lane 34 HDCP=276 Ave=491																			
Chris Deckelman	88.88	100	2133	24	94	128	89	311	617	128	230	311	617	270	242	--	--	87	+1.88
Lisa Maszak	110.67	81	2656	24	93	107	111	311	551	144	225	362	604	341	313	--	--	113	-2.33
Robert Maszak	99.92	90	2398	24	121	106	99	326	599	156	250	326	605	302	274	--	--	95	+4.92
Scott Deckelman	194.33	5	4081	21	265	181	202	648	675	279	288	648	680	599	574	4	--	190	+4.33
Cal Adams	135.33	58	406	3				0	0	144	202	406	580	410	403	--	--		
2 - Ball Busters Lane 35 HDCP=379 Ave=378																			
Tammy Radkey	110.67	81	1328	12a	100a	100a	100	300	543	149	238	415	682	337	321	--	--	110	+0.67
Jessica Dunican	80.83	108	970	12	91	91	80	262	589	109	219	275	605	245	229	--	--	80	+0.83
Bryan Dunican	107.67	83	646	6	83	71	118	272	476	154	222	374	578	326	316	--	--		
Lee David	81.44	107	733	9	a71	a71	a71	213	534	121	227	281	599	251	238	--	--		
Dan L???????????	122.00	70	366	3				0	0	127	197	366	576	372	365	--	--		
JL ??????????	123.67	69	371	3				0	0	129	198	371	578	373	366	--	--		
Samantha Heim	89.33	99	268	3				0	0	97	196	268	565	272	265	--	--		
Jen Jackson	142.00	52	426	3				0	0	154	206	426	582	432	425	--	--		

Name	True Average	HDCP	Pins	Gms	-1-	-2-	-3-	Total	HDCP Total	High Game	HDCP Game	High Game	HDCP Sers	To Raise Avg +1	To Drop Avg -1	225's	650's	Most Improved Ave +/-
3 - Can't Believe It's Not Gutter Lane 39 HDCP=312 Ave=452																		
Crystle LeSimple	103.05	87	2164	21	75	95	90	260	515	136	231	392	677	332	307	--	--	104 -0.95
Beckie Calomino	105.93	85	1589	15	127	97	144	368	635	144	233	368	635	319	300	--	--	101 +4.93
Brian Calomino	103.53	87	1553	15	118	105	100	323	587	132	215	334	587	319	300	--	--	102 +1.53
Patrick LeSimple	141.43	53	2970	21	111	79	107	297	435	172	232	485	668	438	413	--	--	147 -5.57
Daniel P ????	150.67	45	452	3				0	0	178	223	452	587	454	447	--	--	
Patti P ????	70.67	117	212	3				0	0	82	199	212	563	214	207	--	--	
Mike Maszak	91.00	98	273	3				0	0	101	199	273	567	279	272	--	--	
Nikki McCarty	92.00	97	276	3				0	0	103	200	276	567	282	275	--	--	
4 - Whatever Lane 41 HDCP=339 Ave=421																		
Angela Huddleston	69.00	117	207	3	a59	a59	a59	177	528	86	203	207	558	213	206	--	--	
Joe Rosenthal	109.17	81	2620	24	83	78	92	253	490	153	236	398	641	350	322	--	--	105 +4.17
Brian Huddleston	113.00	78	339	3				0	0	129	207	339	573	345	338	--	--	
Stephen Santefort	130.67	63	392	3a	120a	120a	120	360	549	148	211	392	581	394	387	--	--	
Donna Santefort	151.00	44	453	3				0	0	157	201	453	585	459	452	--	--	
Tom Vanverhagen	175.00	22	525	3				0	0	189	211	525	591	531	524	--	--	
Donna Rosenthal	100.22	90	902	9				0	0	113	200	309	570	310	297	--	--	
Jeff Huddleston	135.44	58	2438	18	157	137	174	468	654	180	236	468	654	418	396	--	--	129 +6.44
5 - Mine's In The Gutter Lane 40 HDCP=312 Ave=451																		
Julie McNellis	126.05	66	2521	20a	118	84	127	329	521	169	226	415	612	400	376	--	--	125 +1.05
Sarah Huffman	86.00	102	1806	21	76	100	91	267	576	131	241	374	704	282	257	--	--	76 +10.00
Chris McNellis	118.33	73	2130	18	116	107	132	355	574	176	257	400	643	369	347	--	--	115 +3.33
Dave Huffman	121.52	71	2552	21				0	0	146	214	404	611	376	351	--	--	124 -2.48
Brian Thornber	126.67	66	380	3				0	0	138	204	380	578	382	375	--	--	
Donna Komar	145.33	49	872	6				0	0	202	229	509	590	442	432	--	--	
Mark Opyd	125.67	67	377	3	102	132	143	377	578	143	210	377	578	379	372	--	--	
6 - Splits & Giggles Lane 33 HDCP=205 Ave=577																		
Holmgren	94.08	95	1129	12				0	0	155	270	353	698	296	280	--	--	94 +0.08
Penny Marzke	149.58	45	3590	24	136	161	127	424	559	173	230	489	666	460	432	--	--	145 +4.58
Jim Holmgren	127.58	65	3062	24	132	193	119	444	648	193	261	444	669	394	366	--	--	123 +4.58
Roger Marzke	207.33	0	4976	24	190	175	128	493	493	279	279	704	704	640	612	6	4	215 -7.67
Ed Allen	126.33	66	379	3				0	0	145	211	379	577	383	376	--	--	
Sue Riordan	118.67	73	1068	9	133	138	112	383	614	138	215	383	614	360	347	--	--	
7 - Great Balls of Fire Lane 43 HDCP=305 Ave=458																		
Jodi Wassilak	108.83	82	653	6				0	0	128	215	342	603	328	318	--	--	
Chuck Wassilak	129.00	63	774	6				0	0	159	225	395	593	396	386	--	--	
Jackie Joy	135.27	58	2029	15a	125a	125a	125	375	549	176	222	445	583	419	400	--	--	136 -0.73
Pam Hutton	86.80	102	1302	15	90	88	86	264	570	106	215	281	596	264	245	--	--	86 +0.80
Ed Hutton	91.87	98	1378	15	72	101	92	265	556	121	222	324	627	278	259	--	--	92 -0.13
Tim Joy	140.93	54	2114	15a	130a	130a	130	390	552	209	244	485	590	424	405	--	--	141 -0.07
Brian Latman	161.00	35	483	3				0	0	177	212	483	588	489	482	--	--	
Robyn Latman	88.00	100	264	3				0	0	92	192	264	564	270	263	--	--	
Jen Bialabok	127.00	65	762	6				0	0	172	233	397	580	390	380	--	--	
Paul Bialabok	118.00	73	708	6				0	0	145	204	402	579	363	353	--	--	
8 - Balls of Fury Lane 37 HDCP=300 Ave=465																		
Michele Rosche	103.71	87	2489	24	134	115	125	374	644	134	225	374	644	319	291	--	--	99 +4.71
Nicolle Nordman	102.29	88	2455	24	65	95	124	284	545	157	247	360	636	326	298	--	--	98 +4.29
Kevin Rosche	126.54	66	3037	24	144	175	150	469	679	175	245	469	679	392	364	--	--	127 -0.46
Joe Nordman	134.42	59	3226	24	141	163	165	469	655	199	263	469	655	419	391	--	--	128 +6.42
9 - Babes & Balls Lane 42 HDCP=249 Ave=521																		
Melissa Bertoletti	127.62	65	2680	21	151	126	128	405	603	172	244	454	670	392	367	--	--	120 +7.62
Melissa Valentin	87.67	101	1578	18	83	100	65	248	548	117	221	311	623	270	248	--	--	84 +3.67
Eddie Valentin	121.56	71	2188	18	142	134	129	405	624	169	248	405	631	374	352	--	--	117 +4.56
Ricco Bertoletti	186.76	12	3922	21	171	181	182	534	564	247	271	664	736	566	541	1	1	190 -3.24
Kim P ???????	92.67	97	278	3				0	0	119	216	278	569	280	273	--	--	
Eric L ???????	118.00	73	354	3				0	0	146	219	354	573	360	353	--	--	
Lori Brooks	80.00	108	240	3				0	0	113	221	240	564	246	239	--	--	
10 - Big Pimp Pin Lane 44 HDCP=328 Ave=434																		
Rikki Faso	94.95	95	1994	21	125	97	109	331	622	125	222	331	624	286	261	--	--	86 +8.95
Olimpia Tienstra	91.72	98	1651	18	a81	a81	a81	243	537	123	229	320	620	281	259	--	--	87 +4.72
Chris Faso	106.90	84	2245	21	117	118	98	333	585	140	227	355	616	323	298	--	--	106 +0.90
Glenn Tienstra	143.73	51	2156	15a	133a	133a	133	399	552	186	233	473	614	436	417	--	--	144 -0.27
Corina Valdez	127.33	65	382	3				0	0	133	198	382	577	386	379	--	--	
11 - Splits Happen Lane 36 HDCP=341 Ave=420																		
Becca Marklund	81.46	107	1955	24	98	79	73	250	571	112	221	275	602	259	231	--	--	78 +3.46
Carolyn Oyster	88.33	100	1855	21	129	83	108	320	629	129	232	320	629	281	256	--	--	85 +3.33
Randy Oyster	120.48	72	2530	21	113	94	110	317	527	158	224	424	621	374	349	--	--	126 -5.52
Kevin Gibbs	131.13	62	3147	24	132	90	120	342	522	180	235	485	662	417	389	--	--	134 -2.88

Name	True			-1-	-2-	-3-	Total	HDCP Total	High Game	HDCP Game	High Sers	HDCP Sers	To Raise Avg +1	To Drop Avg -1	225's	650's	Most Improved		
	Average	HDCP	Pins Gms														Ave +/-		
Lane 38 HDCP=288 Ave=478																			
Traci Archbold	92.47	97	1387	15	95	114	98	307	604	117	224	312	621	287	268	--	--	90	+2.47
Debbie Coghlan	91.67	98	2200	24	88	80	93	261	552	111	209	301	601	284	256	--	--	91	+0.67
Cecil Archbold	119.57	72	2511	21	110	124	161	395	617	191	275	427	664	369	344	--	--	106	+13.57
Dan Coghlan	176.22	21	3172	18	220	156	165	541	607	231	260	554	633	545	523	1	--	177	-0.78
Diane Santefort	103.67	87	311	3				0	0	123	210	311	572	313	306	--	--		
Stephe Santefort	166.00	30	498	3				0	0	200	230	498	588	504	497	--	--		
Ginny Donahue	116.33	75	349	3				0	0	132	207	349	574	353	346	--	--		
Tara Termini	61.00	125	183	3				0	0	72	197	183	558	189	182	--	--		
Stephanie Bultema	84.33	104	253	3				0	0	99	203	253	565	257	250	--	--		

League Average Week-by-Week



****Last Week's High Scores for Immediate Release****

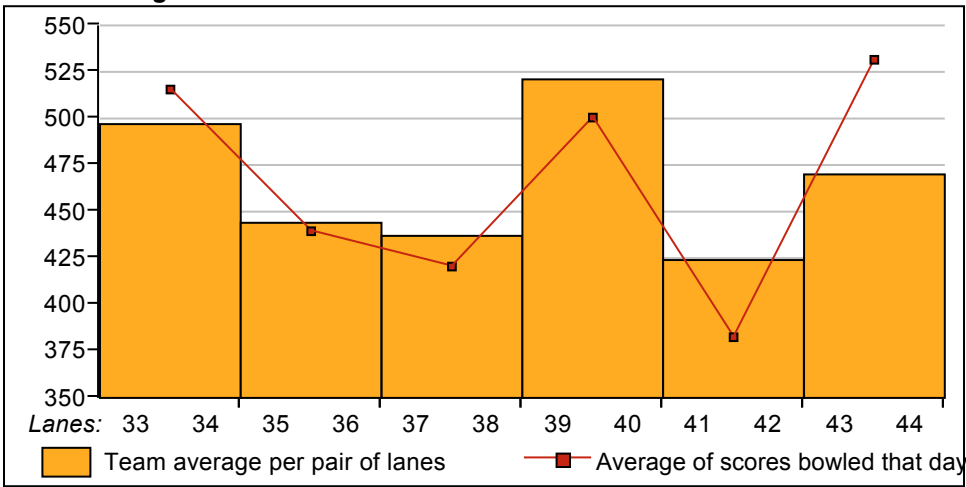
	<u>Scratch Game</u>	<u>Scratch Game</u>	<u>Scratch Series</u>	<u>Scratch Series</u>
Men	265 Scott Deckelman	174 Jeff Huddleston	648 Scott Deckelman	377 Mark Opyd
	220 Dan Coghlan	171 Ricco Bertoletti	541 Dan Coghlan	355 Chris McNellis
	202 Scott Deckelman	165 Joe Nordman	534 Ricco Bertoletti	342 Kevin Gibbs
	193 Jim Holmgren	165 Dan Coghlan	493 Roger Marzke	333 Chris Faso
	190 Roger Marzke	163 Joe Nordman	469 Kevin Rosche	326 Robert Maszak
	182 Ricco Bertoletti	161 Cecil Archbold	469 Joe Nordman	323 Brian Calomino
	181 Scott Deckelman	157 Jeff Huddleston	468 Jeff Huddleston	317 Randy Oyster
	181 Ricco Bertoletti	156 Dan Coghlan	444 Jim Holmgren	297 Patrick LeSimple
	175 Roger Marzke	150 Kevin Rosche	405 Eddie Valentin	272 Bryan Dunican
	175 Kevin Rosche	144 Kevin Rosche	395 Cecil Archbold	265 Ed Hutton
Women	161 Penny Marzke	127 Beckie Calomino	424 Penny Marzke	284 Nicolle Nordman
	151 Melissa Bertoletti	127 Julie McNellis	405 Melissa Bertoletti	267 Sarah Huffman
	144 Beckie Calomino	127 Penny Marzke	383 Sue Riordan	264 Pam Hutton
	138 Sue Riordan	126 Melissa Bertoletti	374 Michele Rosche	262 Jessica Dunican
	136 Penny Marzke	125 Michele Rosche	368 Beckie Calomino	261 Debbie Coghlan
	134 Michele Rosche	125 Rikki Faso	331 Rikki Faso	260 Crystle LeSimple
	133 Sue Riordan	124 Nicolle Nordman	320 Carolyn Oyster	250 Becca Marklund
	129 Carolyn Oyster	115 Michele Rosche	311 Chris Deckelman	248 Melissa Valentin
	128 Chris Deckelman	114 Traci Archbold	311 Lisa Maszak	
	128 Melissa Bertoletti	112 Sue Riordan	307 Traci Archbold	

STARDUST BOWL III

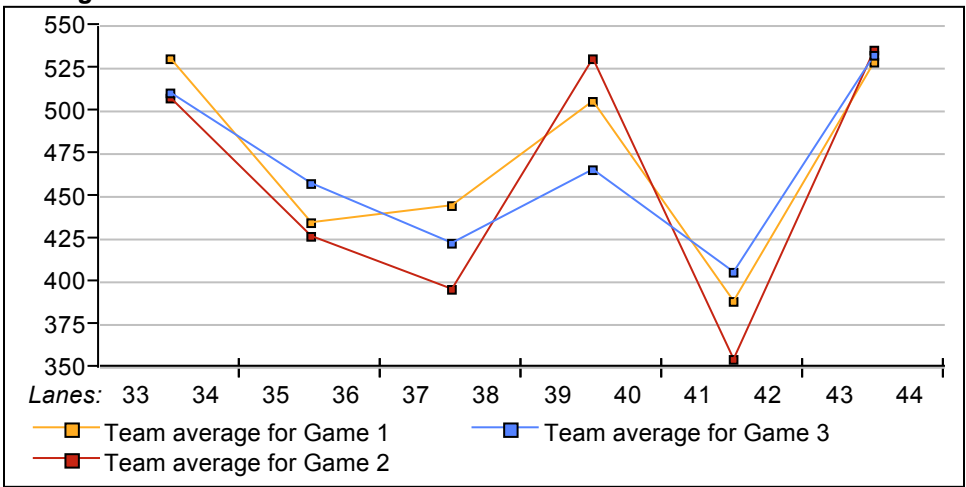
This Week's Statistics

	<u>Over All</u>	<u>Men</u>	<u>Women</u>
How many people bowled	40	21	19
Number of games bowled	119	63	56
Actual average of week's scores	119.05	132.16	104.30
How many games above average	62	30	32
How many games below average	53	32	21
Pins above/below average per game	1.89	-0.65	4.75
How many people raised average	23	11	12
by this amount	2.30	2.41	2.20
How many people went down	15	8	7
by this amount	-3.40	-5.13	-1.42
League average before bowling	117.76	133.35	100.54
League average after bowling	117.81	132.66	101.40
Change in league average	0.05	-0.69	0.86
800s	--	--	--
775s	--	--	--
750s	--	--	--
725s	--	--	--
700s	--	--	--
675s	--	--	--
650s	--	--	--
625s	1	1	--
600s	--	--	--
575s	--	--	--
550s	--	--	--
525s	2	2	--
500s	--	--	--
475s	1	1	--
450s	3	3	--
425s	1	1	--
400s	3	1	2
below 400	29	12	17
300s	--	--	--
275s	--	--	--
250s	1	1	--
225s	--	--	--
200s	2	2	--
175s	7	7	--
150s	11	9	2
125s	26	12	14
100s	30	20	10
below 100	42	12	30

Team Average vs Ave of Scores



Average of Scores for Each Game



Amount Over/Under Team Average

