



King of the Hill

Summer Series on Wednesday's at 7pm
For 12 weeks May 19 - August 11
Bowl on Different Sport Patterns Each Week

Holy Shepherd

Sunday 6:00 pm

04/25/2010 Week 17 of 17

Lanes 21 - 26

Stardust Bowl

Thank you for bowling with us! We hope to see you next season!

Secretary/Treasurer: Jim Winiecki is on Lane 21



Send us a Friend Request on www.Facebook.com/StardustBowl3

League Standing Sheets are on www.BowlStardust.com Sign up for Email Alerts
~Join our Email List! Get League updates, Open Bowl Specials & Coupons!

===== U P C O M I N G T O U R N A M E N T S =====

~King of the Hill Wednesday's @ 7:00pm May 19 - Aug 18
~40 Frame Game Tournament: ALL Summer May 15 - August 15 Any Day, Any Time
~Join a fall league & qualify for the Bowler of the Year Tournament in May



Find us on Facebook

House Jackpots - Enter by the 3rd Frame

~Strike Lotto \$2.00 Entry @ the Front Desk 180 & Under 181 & Over Divisions
~High Roller Jackpot. You Bowl It, You Win a % of the Jackpot!
270-279 = 10% 280-289 = 15% 290-299 = 25% ~300~ = 50%



Find us on Facebook

Team Standings

Place	Lane	#	Team Name	Points Won	Points Lost	%Won	Scratch Pins	Pins + HDCP	High Game	HDCP Game	High Sers	HDCP Sers	Year-To-Date WON	Y-T-D LOST	Y-T-D % WON
1	24	4	Gutter Dusters	86	33	72.3	32224	42042	813	976	2246	2715	86	33	72.3
2	23	2	Lucky Shots	75	44	63.0	32727	40260	732	873	2070	2496	75	44	63.0
3	26	1	MoJoDoBo	67	52	56.3	28778	39800	667	892	1814	2489	67	52	56.3
4	25	5	The Heathens	50	69	42.0	28861	39780	677	862	1922	2456	50	69	42.0
5	22	6	Pinheads	47	72	39.5	23646	39344	638	877	1784	2501	47	72	39.5
6	21	3	Team #3	32	87	26.9	27755	39023	646	860	1773	2430	32	87	26.9

Review of Last Week's Bowling.....

Lanes	Team Name	HDCP -1-	HDCP -2-	HDCP -3-	HDCP Total	Last Wk WON	Team Name	HDCP -1-	HDCP -2-	HDCP -3-	HDCP Total	Last Wk WON
21-22	MoJoDoBo	753	786	829	2368	7	Lucky Shots	717	765	724	2206	0
23-24	Team #3	794	812	815	2421	2	Gutter Dusters	943	851	768	2562	5
25-26	The Heathens	776	789	785	2350	2	Pinheads	744	836	797	2377	5

Thanks for bowling! We hope you had a good time. See you next season!

Individual High Averages

Men	Women
234.32 Rich Kozora	169.85 Kimm Maznaritz
191.48 Scooter Rogers	132.39 Rena Doan
177.29 Tim Russel	132.04 Dorothy Esch
176.75 Dave Stanisz	128.06 Maureen Steinberg
170.69 Dave Doan	121.73 Nancy Winiecki
167.05 Gordon Johnson	120.51 Linda Johnson
163.40 Bob Steinberg	118.82 Janet Schindler
155.65 Ken Bork	116.27 Patty Muzio
142.81 Jim Winiecki	116.23 Jessica Riccio
139.02 Josh Russel	

Season High Scores

Team Scratch Game	Team Scratch Series	Team Handicap Game	Team Handicap Series
813 Gutter Dusters	2246 Gutter Dusters	976 Gutter Dusters	2715 Gutter Dusters
732 Lucky Shots	2070 Lucky Shots	892 MoJoDoBo	2501 Pinheads
677 The Heathens	1922 The Heathens	877 Pinheads	2496 Lucky Shots
Bowlers must have completed a minimum of 32 games to be eligible for any league award.			
Scratch Game	Scratch Series	Handicap Game	Handicap Series
300 Rich Kozora	845 Rich Kozora	300 Rich Kozora	845 Rich Kozora
268 Scooter Rogers	705 Scooter Rogers	292 Scooter Rogers	777 Scooter Rogers
248 Dave Stanisz	651 Dave Stanisz	275 Josh Russel	726 Josh Russel
243 Tim Russel	635 Tim Russel	271 Dave Stanisz	720 Dave Stanisz
222 Gordon Johnson	604 Gordon Johnson	265 Ken Bork	705 Dave Doan
222 Dave Doan			

Season High Scores - Continued

Women	237 Dorothy Esch	556 Kimm Maznaritz	303 Dorothy Esch	704 Dorothy Esch
	213 Kimm Maznaritz	506 Dorothy Esch	276 Jessica Riccio	703 Jessica Riccio
	193 Linda Johnson	462 Jessica Riccio	265 Linda Johnson	659 Patty Muzio
	191 Jessica Riccio	446 Rena Doan	252 Patty Muzio	650 Linda Johnson
	189 Rena Doan	446 Maureen Steinberg	250 Rena Doan	648 Janet Schindler

Most Improved Average

Men	109 to 133.39 =+24.39 Alex Schindler	155 to 163.40 = +8.40 Bob Steinberg	148 to 155.65 = +7.65 Ken Bork
Women	21 to 132.39 =+11.39 Rena Doan	105 to 116.23 =+11.23 Jessica Riccio	117 to 128.06 =+11.06 Maureen Steinbe

Last Week's Top Scores

	<u>Team Scratch Game</u>	<u>Team Scratch Series</u>	<u>Team Handicap Game</u>	<u>Team Handicap Series</u>
	797 Gutter Dusters	2124 Gutter Dusters	943 Gutter Dusters	2562 Gutter Dusters
	632 Lucky Shots	1807 Lucky Shots	836 Pinheads	2421 Team #3
	608 MoJoDoBo	1780 The Heathens	829 MoJoDoBo	2377 Pinheads
	<u>Scratch Game</u>	<u>Scratch Series</u>	<u>Handicap Game</u>	<u>Handicap Series</u>
Men	236 Scooter Rogers	661 Rich Kozora	245 Scooter Rogers	700 Gordon Johnson
	234 Rich Kozora	606 Scooter Rogers	240 Alex Schindler	661 Rich Kozora
	205 Gordon Johnson	604 Gordon Johnson	237 Gordon Johnson	649 Alex Schindler
	196 Dave Stanisz	530 Dave Stanisz	234 Rich Kozora	639 Jim Winiecki
	190 Ken Bork	496 Bob Steinberg	231 Jim Winiecki	633 Scooter Rogers
Women	182 Kimm Maznaritz	518 Kimm Maznaritz	224 Jessica Riccio	628 Maureen Steinberg
	154 Maureen Steinberg	433 Maureen Steinberg	219 Maureen Steinberg	620 Nancy Winiecki
	148 Jessica Riccio	404 Nancy Winiecki	212 Nancy Winiecki	619 Jessica Riccio
	140 Nancy Winiecki	391 Jessica Riccio	210 Janet Schindler	599 Kimm Maznaritz
	140 Rena Doan	383 Dorothy Esch	209 Kimm Maznaritz	599 Erin Hackett
			209 Erin Hackett	

Weekly Game Over Average
Game - Ave = Difference

Men	179 - 132 = 47 Alex Schindler
	236 - 190 = 46 Scooter Rogers
	205 - 164 = 41 Gordon Johnson
Women	148 - 115 = 33 Jessica Riccio
	154 - 127 = 27 Maureen Steinberg
	140 - 120 = 20 Nancy Winiecki

Weekly Series over Average
Series - Ave = Difference

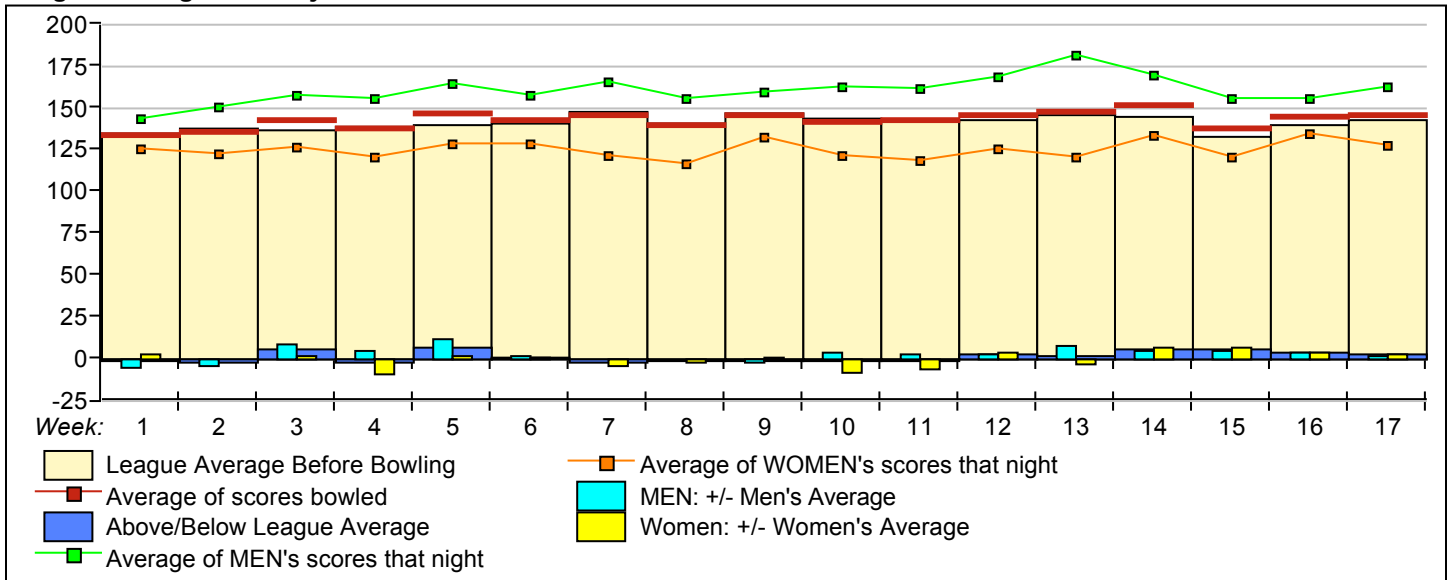
604 - 492 = 112 Gordon Johnson
466 - 396 = 70 Alex Schindler
480 - 423 = 57 Jim Winiecki
433 - 381 = 52 Maureen Steinberg
391 - 345 = 46 Jessica Riccio
404 - 360 = 44 Nancy Winiecki

Team Rosters

Name	True Average	HDCP	High Game	HDCP	High Game	HDCP	High Sers	HDCP	High Sers	To Raise Avg +1	To Drop Avg -1	200's	600's	Most Improved Ave +/-				
1 - MoJoDoBo Lane 26	HDCP=220	Ave=554																
Maureen Steinberg	128.06	64	6531	51	129	150	154	433	628	155	220	446	628	435	380	--	--	117 +11.06
Dorothy Esch	132.04	61	5942	45	136	109	138	383	566	237	303	506	704	442	393	1	--	147 -14.96
Joe Esch	131.19	62	6297	48	108	130	155	393	579	171	236	442	631	435	383	--	--	134 -2.81
Bob Steinberg	163.40	33	7353	45	159	176	161	496	595	221	255	540	639	519	470	4	--	155 +8.40
Scott Esch	152.50	43	915	6	0	0	189	234	467	602	462	452	--	--	--	--	--	--
Mark Maznaritz	196.89	3	1772	9	0	0	244	244	667	667	592	579	3	1				
2 - Lucky Shots Lane 23	HDCP=135	Ave=647																
Tim Russel	177.29	20	9042	51	147	142	172	461	518	243	253	635	701	570	515	11	1	183 -5.71
Josh Russel	139.02	54	5839	42	123	104	102	329	488	212	275	537	726	461	415	1	--	135 +4.02
Dave Stanisz	176.75	21	9014	51	154	196	180	530	593	248	271	651	720	544	489	8	3	173 +3.75
Ken Bork	155.65	40	7938	51	160	190	137	487	607	220	265	545	671	486	431	2	--	148 +7.65
Deanna Russel	99.33	90	894	9	0	0	123	219	332	620	306	293	--	--	--	--	--	--
3 - Team #3 Lane 21	HDCP=291	Ave=476																
Jim Winiecki	142.81	52	6855	48	134	168	178	480	639	195	247	480	639	438	386	--	--	141 +1.81
Nancy Winiecki	121.73	71	5478	45	140	134	130	404	620	158	230	424	640	378	329	--	--	123 -1.27
Kate Knoerzer	92.95	97	1952	21	102	80	93	275	563	138	232	344	605	280	255	--	--	107 -14.05
Joan Utesch	121.67	71	2555	21	0	0	166	242	433	661	373	348	--	--	--	--	--	119 +2.67
Kimm Maznaritz	169.85	27	6624	39	170	182	166	518	599	213	241	556	636	516	473	4	--	167 +2.85
Terri Boric	174.00	23	2088	12	0	0	199	217	558	600	537	521	--	--	--	--	--	--
Paul Knoerzer	92.00	97	552	6	0	0	104	196	293	569	285	275	--	--	--	--	--	--
Collean Winiecki	62.00	124	186	3	0	0	66	190	186	558	192	185	--	--	--	--	--	--
4 - Gutter Dusters Lane 24	HDCP=196	Ave=581																
Jessica Riccio	116.23	75	5579	48	148	114	129	391	619	191	276	462	703	388	336	--	--	105 +11.23
Alex Schindler	133.39	60	6803	51	179	166	121	466	649	183	249	466	663	433	378	--	--	109 +24.39
Bridget Rogers	141.00	53	2256	16	0	0	180	226	462	615	442	422	--	--	--	--	--	159 -18.00
Scooter Rogers	191.48	8	8042	42	236	213	157	606	633	268	292	705	777	598	552	17	4	192 -0.52
Rich Kozora	234.32	0	7967	34	234	212	215	661	661	300	300	845	845	728	690	30	9	229 +5.32

Name	True								HDCP Total	HDCP High Game	HDCP High Game	HDCP High Sers	HDCP High Sers	To Raise Avg +1	To Drop Avg -1	200's	600's	Most Improved	
	Average	HDCP	Pins	Gms	-1-	-2-	-3-	Total										Ave	+/-
5 - The Heathens Lane 25 HDCP=273 Ave=495																			
Linda Johnson	120.51	72	5423	45	116	106	97	319	532	193	265	434	650	385	336	--	--	122	-1.49
Rena Doan	132.39	61	6752	51	101	134	140	375	558	189	250	446	611	430	375	--	--	121	+11.39
Gordon Johnson	167.05	29	6515	39	205	199	200	604	700	222	258	604	700	541	498	5	1	162	+5.05
Olivia Doan	76.56	111	689	9				0	0	99	211	234	570	235	222	--	--		
Dave Doan	170.69	27	7169	42	164	160	158	482	560	222	256	603	705	526	480	5	1	171	-0.31
Jillian Doan		72	0	0				0	0	0		0				--	--		
Mike Cap	77.67	110	233	3				0	0	83	193	233	563	235	228	--	--		
Barb Hayden	88.50	100	177	2				0	0	89	189	177	377	268	262	--	--		
6 - Pinheads Lane 22 HDCP=317 Ave=445																			
Janet Schindler	118.82	73	6060	51	100	132	137	369	588	151	225	423	648	366	311	--	--	116	+2.82
Patty Muzio	116.27	75	5930	51	117	133	110	360	585	165	252	400	659	388	333	--	--	112	+4.27
Erin Hackett	108.70	82	3261	30	113	126	111	350	599	158	240	368	626	336	302	--	--	109	-0.30
Nance Kimberly	103.88	87	3428	33	95	126	120	341	605	127	218	364	637	316	279	--	--	101	+2.88
Josalyn Posey	87.00	101	261	3				0	0	96	197	261	564	267	260	--	--		
Helen Williams	156.50	39	313	2				0	0	187	226	313	391	472	466	--	--		
T J Freeborn	209.33	0	2512	12				0	0	268	268	658	658	638	622	8	4		

League Average Week-by-Week



****Last Week's High Scores for Immediate Release ****

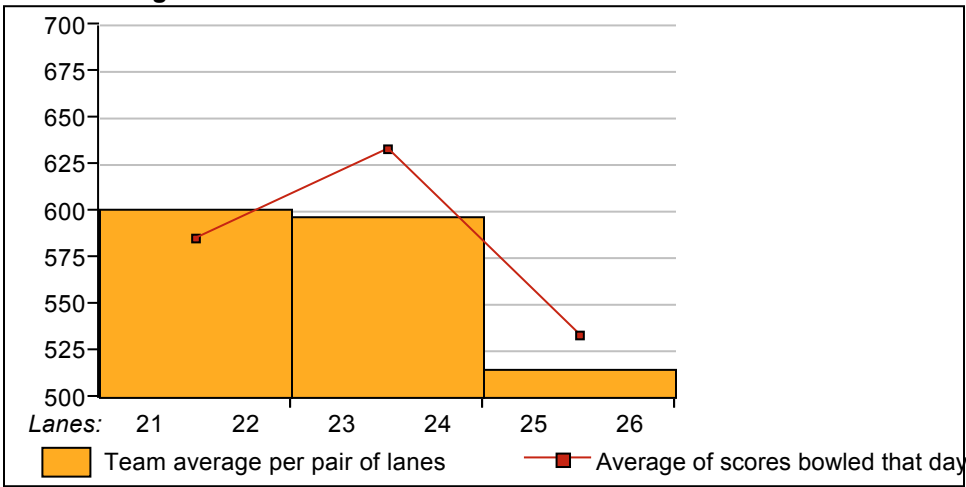
	<u>Scratch Game</u>	<u>Scratch Game</u>	<u>Scratch Series</u>	<u>Scratch Series</u>
Men	236 Scooter Rogers	180 Dave Stanisz	661 Rich Kozora	393 Joe Esch
	234 Rich Kozora	179 Alex Schindler	606 Scooter Rogers	341 Nance Kimberly
	215 Rich Kozora	178 Jim Winiecki	604 Gordon Johnson	329 Josh Russel
	213 Scooter Rogers	176 Bob Steinberg	530 Dave Stanisz	
	212 Rich Kozora	172 Tim Russel	496 Bob Steinberg	
	205 Gordon Johnson	168 Jim Winiecki	487 Ken Bork	
	200 Gordon Johnson	166 Alex Schindler	482 Dave Doan	
	199 Gordon Johnson	164 Dave Doan	480 Jim Winiecki	
	196 Dave Stanisz	161 Bob Steinberg	466 Alex Schindler	
	190 Ken Bork	160 Ken Bork	461 Tim Russel	
Women	182 Kimm Maznaritz	136 Dorothy Esch	518 Kimm Maznaritz	275 Kate Knoerzer
	170 Kimm Maznaritz	134 Nancy Winiecki	433 Maureen Steinberg	
	166 Kimm Maznaritz	134 Rena Doan	404 Nancy Winiecki	
	154 Maureen Steinberg	133 Patty Muzio	391 Jessica Riccio	
	150 Maureen Steinberg	132 Janet Schindler	383 Dorothy Esch	
	148 Jessica Riccio	130 Nancy Winiecki	375 Rena Doan	
	140 Nancy Winiecki	129 Jessica Riccio	369 Janet Schindler	
	140 Rena Doan	129 Maureen Steinberg	360 Patty Muzio	
	138 Dorothy Esch	126 Erin Hackett	350 Erin Hackett	
	137 Janet Schindler	117 Patty Muzio	319 Linda Johnson	

STARDUST BOWL III

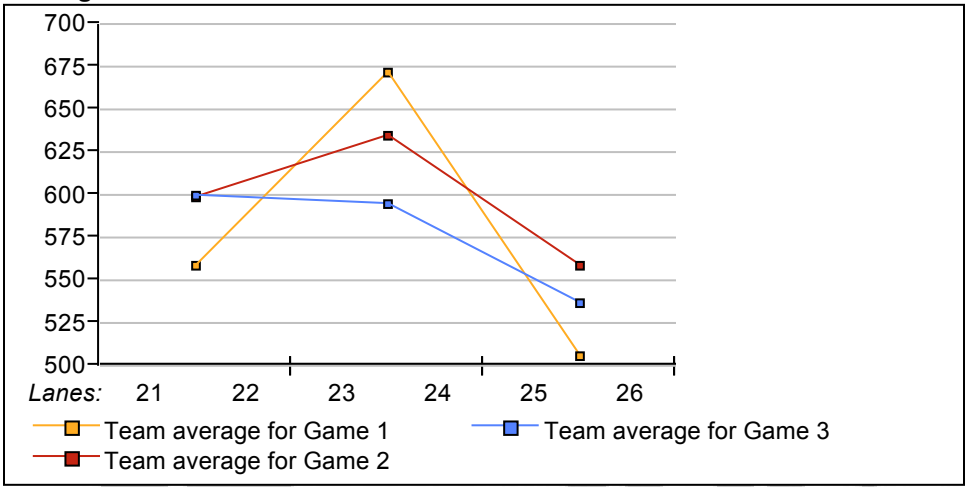
This Week's Statistics

	<u>Over All</u>	<u>Men</u>	<u>Women</u>
How many people bowled	24	13	11
Number of games bowled	72	39	33
Actual average of week's scores	146.01	162.46	126.58
How many games above average	39	17	22
How many games below average	32	22	10
Pins above/below average per game	3.14	2.54	3.85
How many people raised average	14	7	7
by this amount	0.87	1.10	0.64
How many people went down	10	6	4
by this amount	-0.79	-0.98	-0.50
League average before bowling	143.34	160.39	123.19
League average after bowling	143.52	160.53	123.42
Change in league average	0.18	0.14	0.23
800s	--	--	--
775s	--	--	--
750s	--	--	--
725s	--	--	--
700s	--	--	--
675s	--	--	--
650s	1	1	--
625s	--	--	--
600s	2	2	--
575s	--	--	--
550s	--	--	--
525s	1	1	--
500s	1	--	1
475s	4	4	--
450s	2	2	--
425s	1	--	1
400s	1	--	1
below 400	11	3	8
300s	--	--	--
275s	--	--	--
250s	--	--	--
225s	2	2	--
200s	5	5	--
175s	8	7	1
150s	16	12	4
125s	20	6	14
100s	17	6	11
below 100	4	1	3

Team Average vs Ave of Scores



Average of Scores for Each Game



Amount Over/Under Team Average

