

Stardust Bowl

Thanks for bowling with us! We hope to see you next season!

Secretary/Treasurer: Dan Witulski is on Lane 18

Send us a Friend Request on www.MySpace.com/StardustBowl3

League Standing Sheets are on www.BowlStardust.com Sign up for Email Alerts
 ~Join our Email List! Get League updates, Open Bowl Specials & Coupons!
 ===== H O U S E J A C K P O T S =====
 ~High Roller Jackpot. You Bowl It, You Win a % of the Jackpot!
 270-279 = 10% 280-289 = 15% 290-299 = 25% ~300~ = 50%
 ~Strike Lotto \$1 to Enter at the Front Desk. 180 & Under - 181 & Over
 ===== U P C O M I N G T O U R N A M E N T S =====
 ~8 Is Enough 8 Pin No Tap April 18-26
 ~King of the Hill Friday's March 27 - May 1 @ 10:45pm
 ~Are you on www.BowlStardust.com? Bowler of the Year Tournament May 8 & 15
 ~Post-Tribune Tournament May 23 here in Dyer. Qualifiers on Post-Trib.com
 ~*NEW* 40 Frame Game Tournament: May 16 - August 16 Bowl Any Day, Any Time!
 ===== S U M M E R L E A G U E S =====
 Sun: White Sox Adult Mixed & Cubs Adult Mixed w/World Series Roll off 8/16
 Mon: GameStop Video Game Card Leagues: 12pm Kids, 3pm Teens, 7pm 17+ Adults
 Tues: Tools to Bowl Equipment League
 Wed: King/Queen Triples, Scholarship Triples
 Thurs: Youth/Adult & Thursday Stars Ladies League
 Fri: Video Game GameStop Gift Card Leagues. 10:30am Kids, 12:00pm Teens

Team Standings

Place	Lane #	Team Name	Points Won	Points Lost	%Won	Scratch Pins	Pins plus High Handicap	HDCP Game	High Sers	HDCP Sers	Year-To-Date WON	Y-T-D LOST	Y-T-D %WON	
1	20	6 New Image	77	49	61.1	29763	35250	658	758	1843	2130	143	102	58.4
2	15	1 Central Teaming	73	53	57.9	29934	35055	651	731	1785	2052	128	117	52.2
3	17	3 River Oaks Auto Center	61	65	48.4	29319	34584	630	725	1723	2008	120	125	49.0
4	16	2 Riverdale	58	68	46.0	29739	34305	676	765	1985	2252	122	123	49.8
5	18	4 Elmwood Chapel	56	70	44.4	28039	34228	649	758	1704	2078	103	142	42.0
6	19	5 Allstate Insurance	53	73	42.1	27024	34386	654	740	1852	2098	119	126	48.6

Results of Last Week's Bowling.....

Lanes	Team Name	-1-	-2-	-3-	HDCP Total	Last Wk WON	Team Name	-1-	-2-	-3-	HDCP Total	Last Wk WON
15-16	New Image	676	663	618	1957	5	Allstate Insurance	695	578	613	1886	2
17-18	Central Teaming	632	698	695	2025	5	River Oaks Auto Ce	655	555	504	1714	2
19-20	Riverdale	647	554	608	1809	5	Elmwood Chapel	595	604	604	1803	2

Thanks for bowling! We hope you had a good time. See you next season!

Individual High Averages

221.82	Eric Kozak	217.50	Bob Kozak	208.45	Leo Young	201.46	Dan Witulski	181.82	Maurice Macgow
180.61	Mike O'Brien	179.49	Chuck Velgos	178.44	Paul Renz	177.75	Tim Mysliwy	176.28	Jim Whorle

Season High Scores

Team Scratch Game	Team Scratch Series	Team Handicap Game	Team Handicap Series
676 Riverdale	1985 Riverdale	765 Riverdale	2252 Riverdale
658 New Image	1852 Allstate Insurance	758 Elmwood Chapel	2130 New Image
654 Allstate Insurance	1843 New Image	758 New Image	2098 Allstate Insuran

Bowlers must have a minimum of 0 games to be eligible for any league award.

Scratch Game	Scratch Series	Handicap Game	Handicap Series
298 Eric Kozak	784 Eric Kozak	316 Joe Renz	790 Tim Mysliwy
279 Bob Kozak	737 Bob Kozak	305 Dean Gintzler	784 Eric Kozak
279 Dan Witulski	714 Leo Young	303 Tim Mysliwy	772 Dean Gintzler
276 Leo Young	704 Dan Witulski	301 Eric Bochenek	764 Phil Komanski
267 Tim Mysliwy	682 Tim Mysliwy	298 Eric Kozak	762 Mike O'Brien
267 Joe Renz	675 Mike O'Brien	291 Chuck Velgos	758 Eric Bochenek
265 Dean Gintzler	665 Phil Komanski	288 Dan Witulski	746 Dan Witulski
258 Chuck Velgos	652 Dean Gintzler	284 Mike O'Brien	743 Joe Renz
257 Mike O'Brien	646 Chuck Velgos	282 Jeremi Marsh	737 Bob Kozak
256 Eric Bochenek	626 Jim Whorle	280 Phil Komanski	736 Chuck Velgos

Stardust Bowl

Thanks for bowling with us! We hope to see you next season!

Most Improved average: 158 to 180.61 +=22.61 Mike O'Brien
 Most Improved average: 140 to 161.94 +=21.94 Joe Renz
 Most Improved average: 138 to 157.95 +=19.95 Jeremi Marsh

Last Week's Top Scores

Team Scratch Game

609 Central Teaming
 587 New Image
 567 Riverdale

Scratch Game

279 Eric Kozak
 276 Leo Young
 223 Mike O'Brien
 216 Phil Komanski
 214 Chuck Velgos

Team Scratch Series

1758 Central Teaming
 1690 New Image
 1569 Riverdale

Scratch Series

771 Eric Kozak
 587 Chuck Velgos
 580 Phil Komanski
 574 Leo Young
 560 Dan Witulski

Team Handicap Game

698 Central Teaming
 695 Allstate Insurance
 676 New Image

Handicap Game

279 Eric Kozak
 276 Leo Young
 250 Mike O'Brien
 248 Phil Komanski
 247 Joe Renz

Team Handicap Series

2025 Central Teamin
 1957 New Image
 1886 Allstate Insuran

Handicap Series

771 Eric Kozak
 676 Phil Komanski
 671 Chuck Velgos
 669 Jeremi Marsh
 667 Joe Renz

Team Rosters

Name	True Average	HDCP	Pins	Gms	-1-	-2-	-3-	Total	HDCP Total	High Game	HDCP Game	High Sers	HDCP Sers	To Raise Avg +1	To Drop Avg -1	250's	700's	Most Improved Ave +/-
1 - Central Teaming Lane 15 HDCP=89 Ave=541																		
Jeremi Marsh	157.95	47	16111	102	174	180	174	528	669	232	282	567	720	479	373	--	--	138 +19.95
Eric Kozak	221.82	0	23291	105	216	276	279	771	771	298	298	784	784	685	576	15	13	220 +1.82
Eric Bochenek	163.84	42	9339	57a153a	153a	153	459	585	256	301	623	758	501	440	1	--	--	164 -0.16
2 - Riverdale Lane 16 HDCP=80 Ave=547																		
Dean Gintzler	169.01	36	16225	96	201	138	165	504	612	265	305	652	772	605	505	1	--	165 +4.01
Joe Renz	161.94	44	16518	102	203	170	162	535	667	267	316	608	743	492	386	1	--	140 +21.94
Bob Kozak	217.50	0	22185	102	163	166	201	530	530	279	279	737	737	705	599	13	6	220 -2.50
3 - River Oaks Auto Center Lane 17 HDCP=91 Ave=527																		
Ed Seehausen	141.60	62	14443	102	115	135	117	367	550	191	256	500	698	467	361	--	--	142 -0.40
Paul Renz	178.44	28	18201	102	175	159	172	506	590	236	265	600	696	594	488	1	1	166 +12.44
Leo Young	208.45	1	20011	96	276	172	126	574	574	276	277	714	720	680	580	8	4	208 +0.45
Sean Schwader	158.33	46	475	3				0	0	0		0		479	472	--	--	
4 - Elmwood Chapel Lane 18 HDCP=108 Ave=509																		
Rob Camerano	151.29	53	15885	105	144	167	129	440	599	193	250	522	681	531	422	--	--	150 +1.29
Joe Pusz	157.75	47	16090	102	144	173	162	479	620	210	257	523	664	500	394	--	--	170 -12.25
Dan Witulski	201.46	8	21153	105	199	156	205	560	584	279	288	704	746	663	554	6	2	204 -2.54
5 - Allstate Insurance Lane 19 HDCP=153 Ave=459																		
Jim Whorle	176.28	30	17981	102x114x186x132	432			432	519	244	274	626	710	604	498	1	--	173 +3.28
Maurice Macgowen	181.82	26	17455	96	193	157	192	542	620	230	255	593	674	563	463	--	--	182 -0.18
Steve O'Brien	102.53	97	10766	105	129	111	104	344	635	156	255	394	697	358	249	--	--	95 +7.53
Mike O'Brien	180.61	27	18422	102	223	160	167	550	631	257	284	675	762	583	477	3	--	158 +22.61
6 - New Image Lane 20 HDCP=87 Ave=531																		
Tim Mysliwy	177.75	29	18131	102	200	175	148	523	610	267	303	682	790	559	453	2	--	158 +19.75
Chuck Velgos	179.49	27	16154	90	214	183	190	587	671	258	291	646	736	586	492	1	--	174 +5.49
Phil Komanski	175.36	31	17361	99	173	216	191	580	676	247	280	665	764	591	488	--	--	177 -1.64

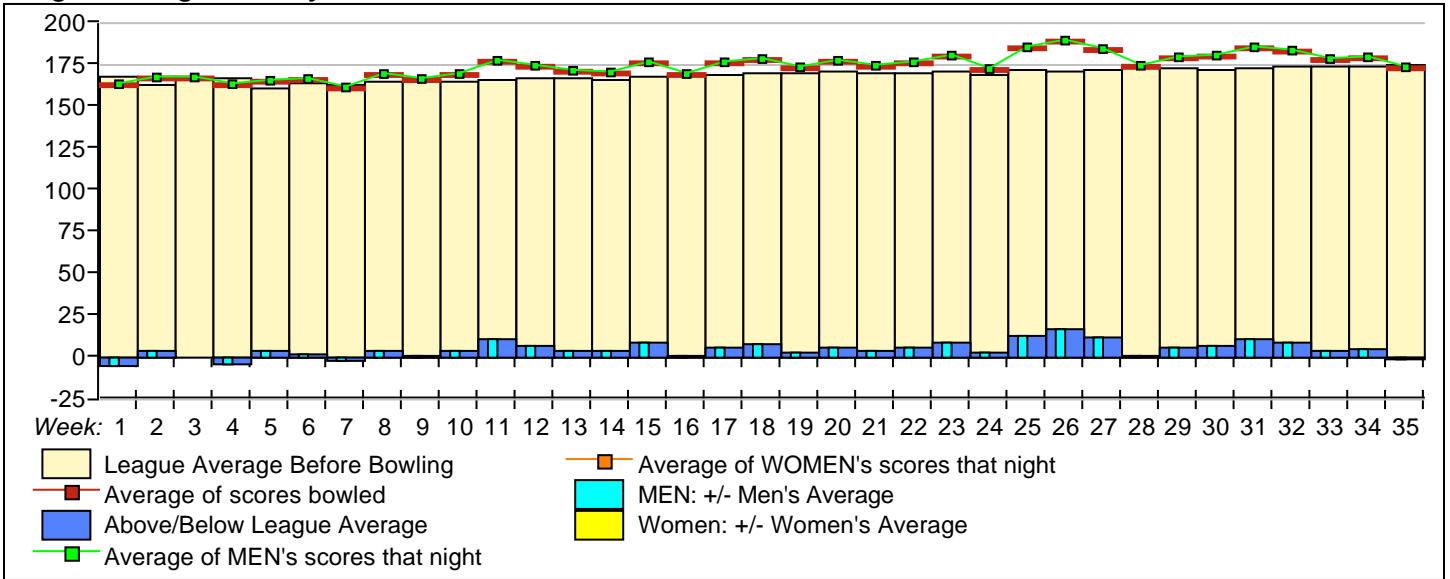
Temporary Substitutes

Name	True Average	HDCP	Pins	Gms	-1-	-2-	-3-	Total	HDCP Total	High Game	HDCP Game	High Sers	HDCP Sers	To Raise Avg +1	To Drop Avg -1	250's	700's	Most Improved Ave +/-
Matt Ruehl	191.67	17	575	3				0	0	0		0		577	570	--	--	

Stardust Bowl

Thanks for bowling with us! We hope to see you next season!

League Average Week-by-Week



Visit our website

St. John Men Invitational

Monday 6:30 pm

04/27/2009 Week 35 of 35

Lanes 15 - 20

Stardust Bowl

Thanks for bowling with us! We hope to see you next season!


STARDUST BOWL III

Stardust Bowl

Thanks for bowling with us! We hope to see you next season!

**** Last Week's High Scores for Immediate Release ****

Scratch Game		Scratch Game		Scratch Series		Scratch Series	
279	Eric Kozak	201	Bob Kozak	771	Eric Kozak	523	Tim Mysliwy
276	Leo Young	200	Tim Mysliwy	587	Chuck Velgos	506	Paul Renz
276	Eric Kozak	199	Dan Witulski	580	Phil Komanski	504	Dean Gintzler
223	Mike O'Brien	193	Maurice Macgowen	574	Leo Young	479	Joe Pusz
216	Eric Kozak	192	Maurice Macgowen	560	Dan Witulski	440	Rob Camerano
216	Phil Komanski	191	Phil Komanski	550	Mike O'Brien	432	Jim Whorle
214	Chuck Velgos	190	Chuck Velgos	542	Maurice Macgowen	367	Ed Seehausen
205	Dan Witulski	186	Jim Whorle	535	Joe Renz	344	Steve O'Brien
203	Joe Renz	183	Chuck Velgos	530	Bob Kozak		
201	Dean Gintzler	180	Jeremi Marsh	528	Jeremi Marsh		



Stardust Bowl

Thanks for bowling with us! We hope to see you next season!

This Week's Statistics

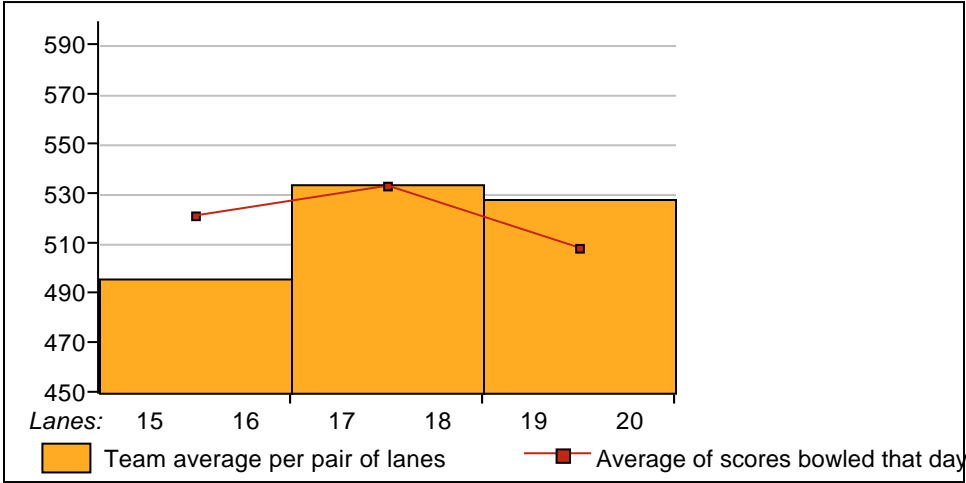
	<u>Men</u>
How many people bowled	18
Number of games bowled	54
Actual average of week's scores	173.19
How many games above average	27
How many games below average	27
Pins above/below average per game	-0.81
How many people raised average	8
by this amount	0.46
how many people went down	10
by this amount	-0.44
League average before bowling	174.54
League average after bowling	174.50
Change in league average	-0.04
800s	--
775s	--
750s	1
725s	--
700s	--
675s	--
650s	--
625s	--
600s	--
575s	2
550s	3
525s	4
500s	3
475s	1
450s	--
425s	2
400s	--
below 400	2
300s	--
275s	3
250s	--
225s	--
200s	9
175s	10
150s	18
125s	9
100s	5
below 100	--



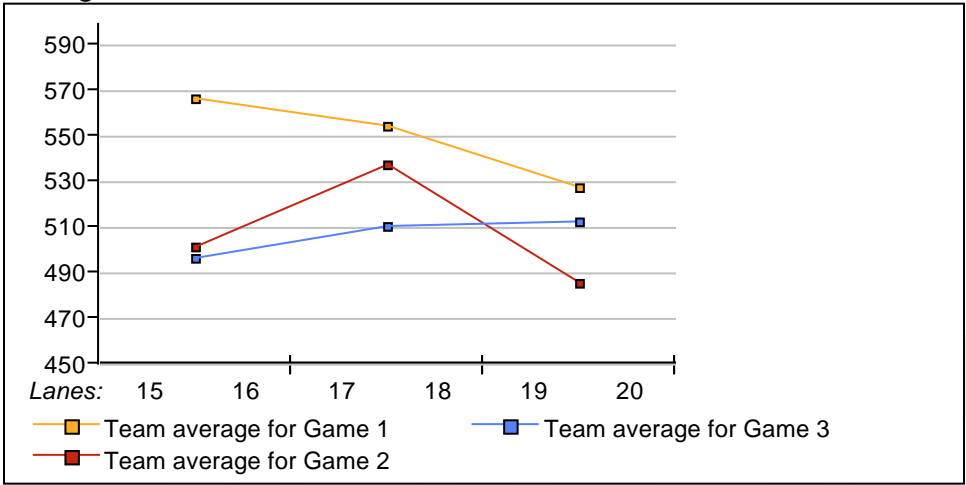
Stardust Bowl

Thanks for bowling with us! We hope to see you next season!

Team Average vs Ave of Scores



Average of Scores for Each Game



Amount Over/Under Team Average

