



King of the Hill

Summer Series on Wednesday's at 7pm
For 12 weeks May 19 - August 11
Bowl on Different Sport Patterns Each Week

Bowling Buddies 4th Sat. Monthly

Saturday 6:20 pm

04/24/2010 Week 8 of 8

Page 1
Lanes 33 - 48

Stardust Bowl

Thank you for bowling with us! We hope to see you next season!

Secretary/Treasurer: Mary Chakonas is on Lane 39



Send us a Friend Request on www.Facebook.com/StardustBowl3

League Standing Sheets are on www.BowlStardust.com Sign up for Email Alerts
~Join our Email List! Get League updates, Open Bowl Specials & Coupons!

===== U P C O M I N G T O U R N A M E N T S =====

~King of the Hill Wednesday's @ 7:00pm May 19 - Aug 18
~40 Frame Game Tournament: ALL Summer May 15 - August 15 Any Day, Any Time
~Join a fall league & qualify for the Bowler of the Year Tournament in May



Find us on Facebook

House Jackpots - Enter by the 3rd Frame

~Strike Lotto \$2.00 Entry @ the Front Desk 180 & Under 181 & Over Divisions
~High Roller Jackpot. You Bowl It, You Win a % of the Jackpot!
270-279 = 10% 280-289 = 15% 290-299 = 25% ~300~ = 50%
~\$5.00 Brackets at the Front Desk, Scratch & Handicap Brackets



Find us on Facebook

Team Standings

Place	Lane #	Team Name	Points Won	Points Lost	%Won	Scratch Pins	Pins + HDCP	High Game	HDCP Game	High Sers	HDCP Sers	Year-To-Date WON	Y-T-D LOST	Y-T-D % WON
1	46	5 Pinheads	41	15	73.2	13318	19891	703	966	1960	2749	41	15	73.2
2	40	14 Each Split	40	16	71.4	13301	20012	650	924	1847	2669	40	16	71.4
3	45	7 Gutter Buddies	35	21	62.5	15187	20054	738	927	2145	2597	35	21	62.5
4	48	10 No Pinheads	33½	22½	59.8	11596	19747	597	922	1571	2558	33½	22½	59.8
5	34	13 Double Deuce	33	23	58.9	13926	19587	664	909	1876	2611	33	23	58.9
6	37	11 Holy Rollers	31	25	55.4	12928	19678	641	901	1779	2602	31	25	55.4
7	43	12 Split Happens	30	26	53.6	12253	19330	596	906	1659	2589	30	26	53.6
8	41	2 4 Balls, 2 Strikes	29	27	51.8	13070	19766	642	915	1798	2628	29	27	51.8
9	38	8 Critter Top Cats	29	27	51.8	16079	19733	768	961	2115	2661	29	27	51.8
10	36	3 Pin Me Down	28	28	50.0	15601	19330	731	902	2070	2498	28	28	50.0
11	44	9 Lucky Strikers	23	33	41.1	13655	19349	714	922	1836	2589	23	33	41.1
12	47	6 Bowling Stones	23	33	41.1	10366	16924	617	889	1658	2479	23	33	41.1
13	39	1 Stardust Stars	20	36	35.7	11951	19034	615	853	1818	2529	20	36	35.7
14	35	15 Incredibowls	19	37	33.9	10531	16912	555	853	1607	2501	19	37	33.9
15	33	4 Designated Bowlers	16½	39½	29.5	12073	16273	636	853	1862	2480	16½	39½	29.5
16	42	16 Alley Knockers	10	46	17.9	9681	16821	540	910	1462	2557	10	46	17.9

Review of Last Week's Bowling.....

Lanes	Team Name	HDCP -1-	HDCP -2-	HDCP -3-	HDCP Total	Last Wk WON	Team Name	HDCP -1-	HDCP -2-	HDCP -3-	HDCP Total	Last Wk WON
33-34	Split Happens	877	797	829	2503	5	Gutter Buddies	833	792	842	2467	2
35-36	Holy Rollers	760	791	838	2389	3	Stardust Stars	786	798	728	2312	4
37-38	4 Balls, 2 Strikes	786	742	811	2339	2	Each Split	846	803	780	2429	5
39-40	Critter Top Cats	825	888	804	2517	7	Lucky Strikers	769	787	772	2328	0
41-42	Bowling Stones	782	745	767	2294	0	No Pinheads	792	811	853	2456	7
43-44	Pinheads	743	626	793	2462	2	Designated Bowler	0	0	0	0	0
45-46	Incredibowls	814	763	731	2308	0	Double Deuce	888	824	797	2509	7
47-48	Alley Knockers	763	801	735	2299	0	Pin Me Down	808	902	788	2498	7

Thanks for bowling! We hope you had a good time. See you next season!

Individual High Averages

Men	Women		
213.22	Tim Chambers	176.42	Rachel Chambers
208.21	Brian Mack	159.80	Dawn Chambers
199.92	George Coccaro	159.71	Wendy Cusick
192.79	Raul Contreras	148.08	Laurie Cuthbert
192.70	Tim Smith	144.58	Diane Urnik
189.67	Herc Henderson	138.20	Maureen Talbert
187.67	Bob Cuthbert	137.38	Cathy Majchrzak
177.86	Chris Berner	131.76	Linda Contreras
176.25	Kenny Urnik	131.17	Mary Chakonas
174.56	Lee Martens	129.29	Karen Miller

Season High Scores

06/07/2010 6:46:01 PM Page 1 of 7

Team Scratch Series

Team Handicap Game

BLS-2010/as licensed to Todd Bredar Stardust Bowl

Team Scratch Game		Team Scratch Series		Team Handicap Game		Team Handicap Series	
768	Critter Top Cats	2145	Gutter Buddies	966	Pinheads	2749	Pinheads
738	Gutter Buddies	2115	Critter Top Cats	961	Critter Top Cats	2669	Each Split
731	Pin Me Down	2070	Pin Me Down	927	Gutter Buddies	2661	Critter Top Cats
Scratch Game		Scratch Series		Handicap Game		Handicap Series	
Men	279 Steve Cuthbert	691	Steve Cuthbert	292	Shane Swacus	800	Bob Cuthbert
	267 Brian Mack	689	Bob Cuthbert	290	Lee Martens	774	Shane Swacus
	257 George Coccaro	688	Tim Chambers	281	Jason Reinhart	766	Chris Berner
	255 Tim Chambers	688	Brian Mack	279	Bob Cuthbert	746	Wally Vukadinovich
	246 Raul Contreras	683	Raul Contreras	279	Steve Cuthbert	731	Greg Grimler
	246 Tim Smith						
Women	241 Rachel Chambers	618	Rachel Chambers	290	Katie Leach	782	Katie Leach
	224 Wendy Cusick	578	Lois Gillem	288	Maria Oar	762	Maria Oar
	211 Dawn Chambers	558	Dawn Chambers	273	Chris Hayes	707	Amanda Vukadinovich
	210 Lois Gillem	542	Wendy Cusick	269	Laurie Cuthbert	707	Linda Contreras
	208 Laurie Cuthbert	498	Laurie Cuthbert	262	Linda Contreras	684	Dawn Chambers

Most Improved Average

Men	116 to 137.33 +=21.33 Joe Prui	150 to 166.40 +=16.40 Jim Hayes	130 to 144.63 +=14.63 Shane Swacus
Women	32 to 148.08 +=16.08 Laurie Cuthbert	106 to 120.94 +=14.94 Peg Martens	106 to 115.29 +=9.29 Julie Prui

Last Week's Top Scores

Team Scratch Game		Team Scratch Series		Team Handicap Game		Team Handicap Series	
737	Critter Top Cats	2064	Critter Top Cats	902	Pin Me Down	2517	Critter Top Cats
731	Pin Me Down	1985	Pin Me Down	888	Critter Top Cats	2509	Double Deuce
653	Double Deuce	1885	Gutter Buddies	888	Double Deuce	2503	Split Happens
Scratch Game		Scratch Series		Handicap Game		Handicap Series	
Men	246 George Coccaro	630	Tim Chambers	263	Chris Berner	678	Chris Berner
	234 Tim Smith	621	Brian Mack	261	Jim Hayes	672	Dave Pattison
	232 Chris Berner	612	George Coccaro	255	George Coccaro	658	Shane Swacus
	220 Jim Hayes	585	Chris Berner	251	Tim Smith	655	Jim Hayes
	220 Brian Mack	556	Herc Henderson	250	Shane Swacus	639	Jim McManus
						639	George Coccaro
Women	175 Carol Henderson	458	Diane Urnik	250	Carol Henderson	662	Sue Pattison
	166 Cathy Majchrzak	456	Laurie Cuthbert	242	Joleen Schuch	656	Betsy Mardirosian
	164 Joleen Schuch	402	Karen Miller	237	Sue Pattison	638	Diane Urnik
	164 Laurie Cuthbert	401	Mary Grimler	235	Katie Leach	637	Lynda Jesse
	160 Diane Urnik	401	Cathy Majchrzak	234	Amanda Vukadinovich	625	Karen McKenna

Weekly Game Over Average				Weekly Series over Average			
Game - Ave = Difference				Series - Ave = Difference			
Men	232 - 175 = 57	Chris Berner		459 - 393 = 66	Dave Pattison		
	220 - 164 = 56	Jim Hayes		585 - 525 = 60	Chris Berner		
	189 - 142 = 47	Shane Swacus		475 - 426 = 49	Shane Swacus		
	246 - 199 = 47	George Coccaro					
Women	175 - 126 = 49	Carol Henderson		377 - 312 = 65	Sue Pattison		
	164 - 123 = 41	Joleen Schuch		332 - 267 = 65	Betsy Mardirosian		
	142 - 104 = 38	Sue Pattison		310 - 264 = 46	Lynda Jesse		

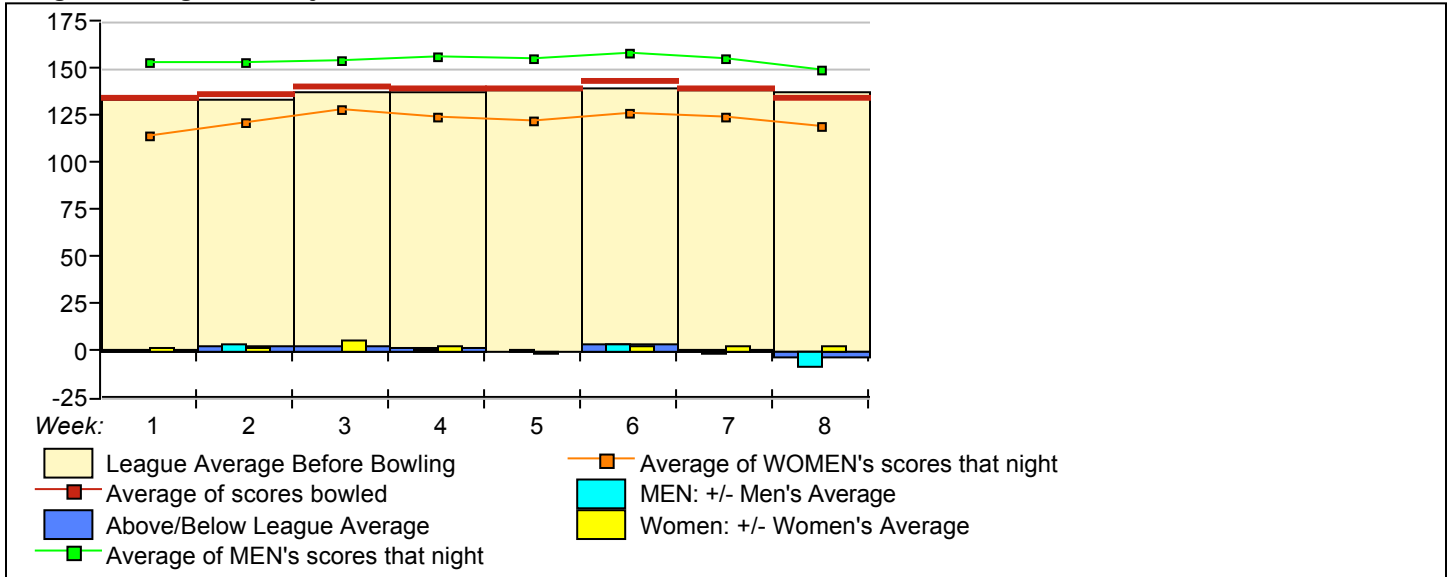
Team Rosters

Name	True Average	HDCP	Pins	Gms	-1-	-2-	-3-	Total	HDCP Total	High Game	HDCP High Game	High Sers	HDCP Sers	To Raise Avg +1	To Drop Avg -1	200's	600's	Most Improved Ave +/-
1 - Stardust Stars	Lane 39	HDCP=312	Ave=491															
Mary Chakonas	131.17	71	3148	24	108	133	117	358	568	191	260	447	654	416	388	--	--	134 -2.83
Al Chakonas	134.67	68	2828	21	155	137	107	399	603	168	234	424	622	412	387	--	--	136 -1.33
Melissa Miller	97.67	101	879	9	a87	a87	a87	261	564	109	210	295	598	297	284	--	--	
Glenn Miller	129.33	72	2716	21	125	130	106	361	577	170	239	450	648	404	379	--	--	139 -9.67
Dan Gillem	114.33	86	343	3				0	0	130	216	343	601	347	340	--	--	
Lois Gillem	192.67	16	578	3				0	0	210	226	578	626	580	573	1	--	
Meryl Keenan	99.33	99	298	3				0	0	124	223	298	595	302	295	--	--	
2 - 4 Balls, 2 Strikes	Lane 41	HDCP=263	Ave=546															
Peg Martens	120.94	81	2177	18				0	0	149	236	411	678	364	342	--	--	106 +14.94
Lee Martens	174.56	32	3142	18				0	0	245	290	600	708	533	511	2	1	179 -4.44
Julie Prui	115.29	85	2421	21	106	104	133	343	598	151	244	410	677	363	338	--	--	106 +9.29
Joe Prui	137.33	65	2884	21	137	128	164	429	627	177	239	454	627	428	403	--	--	116 +21.33
Chris Vines	160.33	45	481	3				0	0	178	223	481	616	485	478	--	--	
Paul Myers	145.67	58	437	3				0	0	171	229	437	611	439	432	--	--	
Lynda Jesse	95.67	103	574	6	123	102	85	310	637	123	232	310	637	290	280	--	--	

Name	True Average	HDCP	Pins	Gms	-1-	-2-	-3-	Total	HDCP Total	High Game	HDCP Game	High Sers	HDCP Sers	To Raise Avg +1	To Drop Avg -1	200's	600's	Most Improved Ave +/-
3 - Pin Me Down Lane 36 HDCP=170 Ave=648																		
Karen Miller	129.29	72	3103	24	157	132	113	402	621	169	235	421	625	407	379	--	--	127 +2.29
Diane Urnik	144.58	59	3470	24	160	148	150	458	638	191	254	477	672	445	417	--	--	152 -7.42
George Cocco	199.92	9	4798	24	174	246	192	612	639	257	263	646	682	602	574	10	5	196 +3.92
Kenny Urnik	176.25	30	4230	24	146	205	162	513	600	237	239	621	627	549	521	4	1	168 +8.25
4 - Designated Bowlers Lane 33 HDCP=221 Ave=592																		
Tom Cope	165.33	40	3472	21a	155a	155a	155	465	585	205	252	522	660	512	487	1	--	160 +5.33
Wendy Cusick	159.71	45	3354	21a	149a	149a	149	447	582	224	251	542	629	486	461	1	--	160 -0.29
Adam Cusick	143.52	60	3014	21a	133a	133a	133	399	579	171	232	493	676	442	417	--	--	139 +4.52
Jeff Schulman	125.47	76	1882	15a	115a	115a	115	345	573	157	224	410	618	386	367	--	--	128 -2.53
5 - Pinheads Lane 46 HDCP=256 Ave=553																		
Greg Grimler	170.29	36	3576	21	112	110	159	381	468	206	251	596	731	528	503	5	--	171 -0.71
Mary Grimler	127.88	74	3069	24	150	131	120	401	623	167	245	423	652	387	359	--	--	124 +3.88
Amanda Vukadinovich	109.63	90	2631	24	144	78	87	309	579	150	252	408	707	339	311	--	--	101 +8.63
Wally Vukadinovich	147.54	56	3541	24	92	62	182	336	492	210	267	575	746	455	427	2	--	142 +5.54
6 - Bowling Stones Lane 47 HDCP=319 Ave=484																		
Joleen Schuch	123.81	78	2600	21	110	164	112	386	620	164	242	435	681	376	351	--	--	118 +5.81
Dan Schuch	140.14	63	2943	21	163	102	125	390	576	192	254	451	649	441	416	--	--	144 -3.86
Tammy Bushey	105.00	94	2205	21	114	89	118	321	606	136	230	349	632	339	314	--	--	102 +3.00
Bob Bushey	116.83	84	2103	18	82	77	99	258	492	162	243	393	638	354	332	--	--	124 -7.17
Mike Batsuoski	171.67	35	515	3				0	0	192	227	515	620	517	510	--	--	
7 - Gutter Buddies Lane 45 HDCP=154 Ave=687																		
Steve Cuthbert	230.33	0	691	3				0	0	279	279	691	691	695	688	2	1	
Laurie Cuthbert	148.08	55	3554	24	148	144	164	456	624	208	269	498	681	469	441	1	--	132 +16.08
Bob Cuthbert	187.67	20	4504	24	174	181	183	538	595	242	279	689	800	572	544	8	2	183 +4.67
Chris Hayes	122.67	79	2208	18	97	120	142	359	593	192	273	391	639	375	353	--	--	115 +7.67
Jim Hayes	166.40	39	3328	20	220	153	159	532	655	220	261	532	667	513	489	2	--	150 +16.40
Kim Hayes	113.00	87	113	1				0	0	113	200	113	200	343	338	--	--	
8 - Critter Top Cats Lane 38 HDCP=163 Ave=660																		
Laura Berner	111.78	89	2012	18	123	125	103	351	621	130	228	376	653	340	318	--	--	107 +4.78
Chris Berner	177.86	29	3735	21	173	232	180	585	678	232	275	610	766	537	512	5	1	175 +2.86
Dawn Chambers	159.80	45	2397	15				0	0	211	253	558	684	483	464	1	--	162 -2.20
Tim Chambers	213.22	0	3838	18	212	214	204	630	630	255	255	688	688	656	634	11	5	221 -7.78
Rachel Chambers	176.42	30	2117	12a	166a	166a	166	498	588	241	244	618	631	538	522	3	1	176 +0.42
Meagan Chambers	163.67	42	491	3				0	0	203	245	491	617	493	486	1	--	
Lisa Block	127.33	74	382	3				0	0	154	228	382	604	386	379	--	--	
9 - Lucky Strikers Lane 44 HDCP=250 Ave=561																		
Linda Contreras	131.76	71	2767	21	104	108	125	337	538	184	262	473	707	401	376	--	--	132 -0.24
Karen McKenna	113.29	87	2379	21	136	129	96	361	625	154	243	399	666	357	332	--	--	113 +0.29
Joe Verbeeren	125.13	76	3003	24	108	113	126	347	572	169	246	419	650	399	371	--	--	127 -1.88
Raul Contreras	192.79	16	4627	24	177	193	181	551	593	246	246	683	683	584	556	8	2	204 -11.21
Jim Waskiewicz	169.00	36	507	3				0	0	202	238	507	615	513	506	1	--	
10 - No Pinheads Lane 48 HDCP=313 Ave=490																		
Jim McManus	149.05	54	3130	21	147	168	156	471	639	185	248	480	665	470	445	--	--	147 +2.05
Marcy McManus	112.04	88	2689	24	93	102	124	319	583	144	232	379	661	362	334	--	--	110 +2.04
Cindy Walsh	113.86	87	2391	21	135	91	125	351	612	152	241	380	647	345	320	--	--	111 +2.86
Bob Walsh	116.00	84	2088	18	100	133	131	364	622	141	242	398	668	369	347	--	--	110 +6.00
Bob Walsh Jr	49.33	144	148	3				0	0	64	208	148	580	152	145	--	--	
Dave Heber	135.56	67	1220	9	139	149	118	406	607	179	236	439	610	412	399	--	--	
Jamie Reinhart	97.08	101	1165	12	75	84	76	235	523	131	230	317	609	305	289	--	--	97 +0.08
11 - Holy Rollers Lane 37 HDCP=269 Ave=539																		
Betsy Mardirosian	93.60	105	1404	15	105	104	123	332	656	127	240	332	656	288	269	--	--	89 +4.60
Marty Mardirosian	130.14	72	2733	21	90	100	111	301	502	164	235	460	670	411	386	--	--	133 -2.86
Carol Henderson	127.44	74	2294	18	115	106	175	396	621	175	250	398	623	394	372	--	--	127 +0.44
Herc Henderson	189.67	18	3983	21	182	213	161	556	610	235	270	634	694	577	552	8	1	193 -3.33
Kevin Mard	130.67	72	392	3				0	0	145	217	392	608	394	387	--	--	
Bill Behn	137.67	65	826	6				0	0	152	225	442	661	416	406	--	--	
Adam Tomaska	101.00	98	303	3				0	0	118	216	303	597	309	302	--	--	
12 - Split Happens Lane 43 HDCP=296 Ave=509																		
Dave Pattison	134.00	68	3216	24	148	166	145	459	672	169	241	459	672	429	401	--	--	131 +3.00
Sue Pattison	107.13	92	2571	24	117	118	142	377	662	142	237	377	662	345	317	--	--	101 +6.13
Cathy Majchrzak	137.38	65	3297	24	166	110	125	401	596	176	234	462	642	429	401	--	--	139 -1.63
Ed Majchrzak	131.19	71	2755	21	145	102	116	363	573	180	257	489	720	413	388	--	--	124 +7.19
Max Majchrzak	138.00	64	414	3				0	0	155	219	414	606	420	413	--	--	

Name	True			-1-	-2-	-3-	Total	HDCP Total	High Game	HDCP High Game	High Sers	HDCP Sers	To Raise Avg +1	To Drop Avg -1	200's	600's	Most Improved		
	Average	HDCP	Pins Gms														Ave	Ave	+/-
13 - Double Deuce	Lane 34 HDCP=231 Ave=581																		
Brian Mack	208.21	1	4997	24	202	220	199	621	624	267	272	688	708	646	618	16	6	204	+4.21
Jenny O'Brien	96.29	102	2022	21	100	100	102	302	611	128	233	329	653	306	281	--	--	96	+0.29
Tim Smith	192.70	16	4432	23	234	178	178	590	641	246	267	648	711	586	559	7	2	193	-0.30
Chris Kepshire	85.43	112	1965	23	117	91	183	291	633	117	231	265	598	271	244	--	--	87	-1.57
14 - Each Split	Lane 40 HDCP=257 Ave=552																		
Shane Swacus	144.63	59	3471	24	189	163	123	475	658	222	292	564	774	444	416	1	--	130	+14.63
Carolyn Swacus	122.71	79	2945	24	132	115	132	379	616	167	253	421	675	376	348	--	--	114	+8.71
Larry Oar	158.76	46	3334	21a	148a	148a	148	444	582	191	238	547	688	482	457	--	--	158	+0.76
Maria Oar	128.44	73	2312	18a	118a	118a	118	354	573	196	288	486	762	397	375	--	--	125	+3.44
Janice R ????	147.00	56	441	3				0	0	159	215	441	609	447	440	--	--		
15 - Incredibowls	Lane 35 HDCP=300 Ave=504																		
Mark Leach	136.86	66	2874	21	134	140	92	366	555	195	263	497	701	414	389	--	--	131	+5.86
Katie Leach	113.61	87	2045	18	148	91	107	346	607	191	290	485	782	349	327	--	--	114	-0.39
Doug Baer	136.86	66	1916	14a	126a	126a	126	378	576	166	227	442	625	413	395	--	--	140	-3.14
Linda Baer	119.93	81	1679	14a	109a	109a	109	327	570	146	216	397	607	361	343	--	--	121	-1.07
16 - Alley Knockers	Lane 42 HDCP=355 Ave=444																		
Jason Reinhart	111.76	89	2347	21	106	125	98	329	593	191	281	382	652	341	316	--	--	109	+2.76
Maureen Talbert	138.20	64	2073	15a	128a	128a	128	384	576	187	251	451	652	429	410	--	--	135	+3.20
Eric Wright	121.44	80	2186	18				0	0	151	229	409	640	376	354	--	--	123	-1.56
Jae Wright	74.92	122	899	12				0	0	120	253	270	655	226	210	--	--	74	+0.92

League Average Week-by-Week



****Last Week's High Scores for Immediate Release****

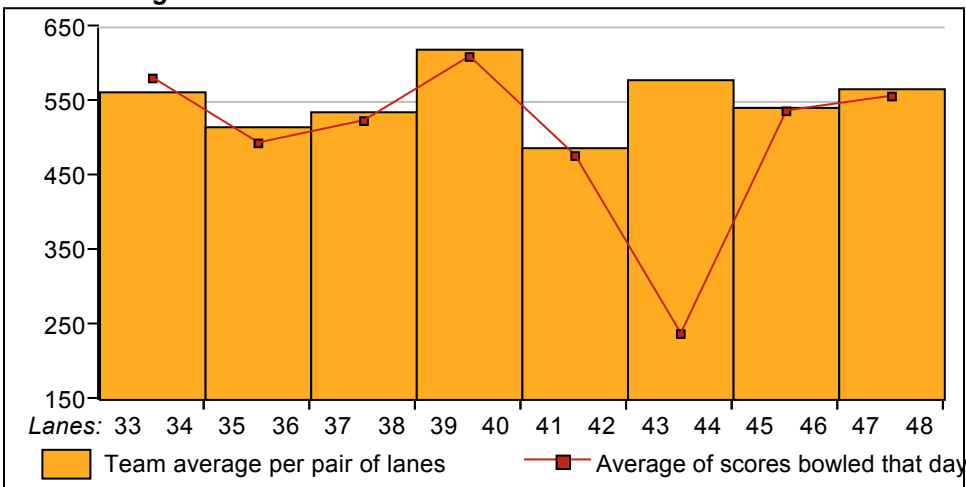
	<u>Scratch Game</u>	<u>Scratch Game</u>	<u>Scratch Series</u>	<u>Scratch Series</u>
Men	246 George Coccaro	202 Brian Mack	630 Tim Chambers	471 Jim McManus
	234 Tim Smith	199 Brian Mack	621 Brian Mack	459 Dave Pattison
	232 Chris Berner	193 Raul Contreras	612 George Coccaro	429 Joe Pruim
	220 Jim Hayes	192 George Coccaro	585 Chris Berner	406 Dave Heber
	220 Brian Mack	189 Shane Swacus	556 Herc Henderson	405 Carl Jesse
	214 Tim Chambers	183 Bob Cuthbert	551 Raul Contreras	399 Al Chakonas
	213 Herc Henderson	182 Wally Vukadinovich	538 Bob Cuthbert	390 Dan Schuch
	212 Tim Chambers	182 Herc Henderson	532 Jim Hayes	381 Greg Grimler
	205 Kenny Urnik	181 Bob Cuthbert	513 Kenny Urnik	366 Mark Leach
	204 Tim Chambers	181 Raul Contreras	475 Shane Swacus	364 Bob Walsh
Women	175 Carol Henderson	148 Katie Leach	458 Diane Urnik	359 Chris Hayes
	166 Cathy Majchrzak	144 Amanda Vukadinovich	456 Laurie Cuthbert	358 Mary Chakonas
	164 Joleen Schuch	144 Laurie Cuthbert	402 Karen Miller	351 Laura Berner
	164 Laurie Cuthbert	142 Chris Hayes	401 Mary Grimler	351 Cindy Walsh
	160 Diane Urnik	142 Sue Pattison	401 Cathy Majchrzak	346 Katie Leach
	157 Karen Miller	136 Karen McKenna	396 Carol Henderson	343 Julie Pruim
	150 Diane Urnik	135 Cindy Walsh	386 Joleen Schuch	337 Linda Contreras
	150 Mary Grimler	133 Mary Chakonas	379 Carolyn Swacus	332 Betsy Mardirosian
	148 Diane Urnik	133 Julie Pruim	377 Sue Pattison	321 Tammy Bushey
	148 Laurie Cuthbert	132 Karen Miller	361 Karen McKenna	319 Marcy McManus

STARDUST BOWL III

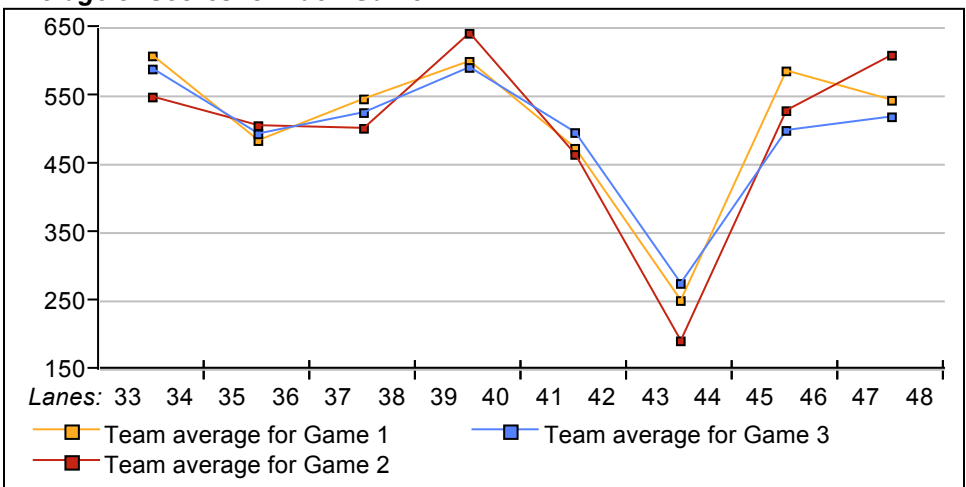
Men & Women, Left & Right Handed Statistics*Unless designated left handed, bowlers are considered right handed.*

	Over All	M-Rt	M-Left	W-Rt	W-Left
How many people bowled	53	28	0	25	0
Number of games bowled	157	83	0	74	0
Actual average of week's scores	134.96	149.28	0.00	118.89	0.00
How many games above average	70	29	0	41	0
How many games below average	84	51	0	33	0
Pins above/below average per game	-2.45	-7.02	0.00	2.69	0.00
How many people raised average	26	9	--	17	--
by this amount	1.56	1.63	0.00	1.53	0.00
How many people went down	27	19	--	8	--
by this amount	-2.81	-3.25	0.00	-1.78	0.00
League average before bowling	137.85	157.18	0.00	116.19	0.00
League average after bowling	137.18	155.50	0.00	116.66	0.00
Change in league average	-0.67	-1.68	0.00	0.47	0.00
800s	--	--	--	--	--
775s	--	--	--	--	--
750s	--	--	--	--	--
725s	--	--	--	--	--
700s	--	--	--	--	--
675s	--	--	--	--	--
650s	--	--	--	--	--
625s	1	1	--	--	--
600s	2	2	--	--	--
575s	2	2	--	--	--
550s	2	2	--	--	--
525s	2	2	--	--	--
500s	1	1	--	--	--
475s	1	1	--	--	--
450s	4	2	--	2	--
425s	1	1	--	--	--
400s	5	2	--	3	--
below 400	32	12	--	20	--
300s	--	--	--	--	--
275s	--	--	--	--	--
250s	--	--	--	--	--
225s	3	3	--	--	--
200s	8	8	--	--	--
175s	13	12	--	1	--
150s	22	15	--	7	--
125s	41	21	--	20	--
100s	49	16	--	33	--
below 100	21	8	--	13	--

Team Average vs Ave of Scores



Average of Scores for Each Game



Amount Over/Under Team Average

