

Saturday 10:00 AM

Stardust Bowl

Lanes 7 - 12

Secretary/Treasurer:

**Lane Assignments**

	7-8	9-10	11-12
32 04/28	2- 4	3- 6	5- 1

**Team Standings**

Place	Lane	#	Team Name	Points Won	Points Lost	%Won	Scratch Pins	Pins + HDCP	Team Ave	High Game	HDCP Game	High Sers	HDCP Sers	Year-To-Date WON	Y-T-D LOST
1	8	4	Team 4	138 ½	78 ½	63.8	37375	86074	444	526	1042	1476	3009	138 ½	78 ½
2	7	2	Team 2	126	91	58.1	29478	78901	357	479	1060	1239	2982	126	91
3	10	6	Team 6	109	108	50.2	23119	66250	334	415	1030	1202	3026	109	108
4	9	3	Superhero's	100	117	46.1	25680	77471	320	397	1016	1095	3003	100	117
5	11	5	Team 5	93 ½	123 ½	43.1	28715	84659	312	418	1053	1160	2940	93 ½	123 ½
6	12	1	Team 1	77	140	35.5	25469	72905	353	423	1005	1167	2932	77	140

**Review of Last Week's Bowling.....**

Lanes	Team Name	HDCP -1-	HDCP -2-	HDCP -3-	HDCP Total	Last Wk WON	Team Name	HDCP -1-	HDCP -2-	HDCP -3-	HDCP Total	Last Wk WON
7-8	Team 1	959	933	921	2813	0	Team 2	999	950	944	2893	7
9-10	Superhero's	0	0	0	0	0	Team 4	949	981	1016	2946	7
11-12	Team 5	915	956	958	2829	0	Team 6	972	969	986	2927	7

**Individual High Averages**

Boys	Average	Name	Girls	Average	Name
115.69	Trevor Bos	68.15	Beka Anderson		
107.81	Anthony Batres	63.14	Ruthie Rakowski		
92.37	Tyler Stegenga	62.82	Jessica Schultz		
92.16	Neil Burbach	60.90	Jamie Rachuy		
88.91	Cory Graan	52.10	Abby Anderson		
79.00	Kyle Chrzanowski	51.93	Chelsea Matthews		
77.67	Quin Flores	45.59	Clara Johnson		
62.01	Ryan Soja				
60.59	Trevor Lindsay				
57.27	Casey Knor				

**Season High Scores**

Team Scratch Game	Team Scratch Series	Team Handicap Game	Team Handicap Series
526 Team 4	1476 Team 4	1060 Team 2	3026 Team 6
479 Team 2	1239 Team 2	1053 Team 5	3009 Team 4
423 Team 1	1202 Team 6	1042 Team 4	3003 Superhero's
418 Team 5	1167 Team 1	1030 Team 6	2982 Team 2
415 Team 6	1160 Team 5	1016 Superhero's	2940 Team 5

Boys	Scratch Game	Scratch Series	Handicap Game	Handicap Series
179	Trevor Bos	433 Trevor Bos	263	Anthony Batres
173	Anthony Batres	422 Anthony Batres	263	Quin Flores
148	Quin Flores	344 Tyler Stegenga	258	Trevor Bos
143	Kyle Chrzanowski	321 Neil Burbach	253	Kyle Chrzanowski
141	Cory Graan	321 Cory Graan	249	Ryan Soja

Girls	Scratch Game	Scratch Series	Handicap Game	Handicap Series
116	Jessica Schultz	271 Ruthie Rakowski	242	Jessica Schultz
109	Beka Anderson	266 Beka Anderson	238	Ruthie Rakowski
107	Jamie Rachuy	247 Jessica Schultz	233	Jamie Rachuy
105	Ruthie Rakowski	232 Jamie Rachuy	232	Beka Anderson
84	Clara Johnson	211 Clara Johnson	227	Clara Johnson

**Most Improved Average**

Boys	30 to 57.27 = +27.27	Casey Knor	32 to 55.39 = +23.39	Tony Paz	39 to 62.01 = +23.01	Ryan Soja
Girls	51 to 68.15 = +17.15	Beka Anderson	44 to 60.90 = +16.90	Jamie Rachuy	53 to 63.14 = +10.14	Ruthie Rakowski

**Most Un-Improved Averages**

Boys	120 to 115.69 = -4.31	Trevor Bos	79 to 79.00 = 0.00	Kyle Chrzanowski	86 to 88.91 = +2.91	Cory Graan
Girls	52 to 51.93 = -0.07	Chelsea Matthew	48 to 52.10 = +4.10	Abby Anderson	58 to 62.82 = +4.82	Jessica Schultz

**Last Week's Top Scores**

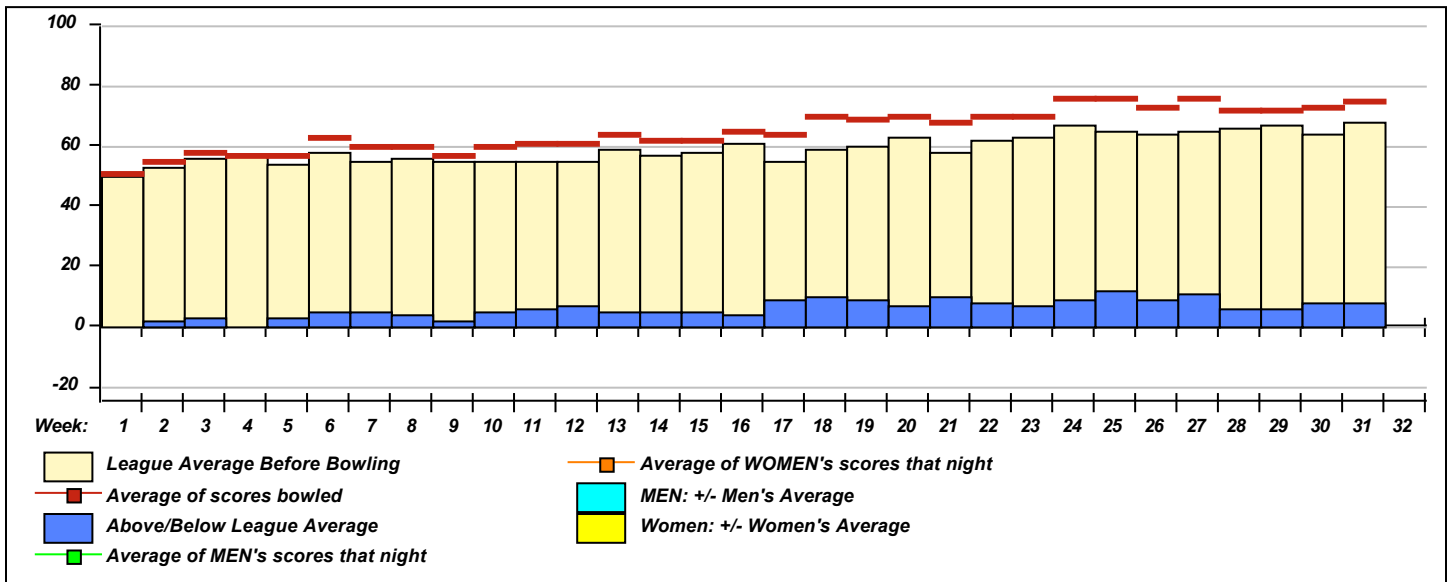
Team Scratch Game	Team Scratch Series	Team Handicap Game	Team Handicap Series
517 Team 4	1449 Team 4	1016 Team 4	2946 Team 4
421 Team 2	1159 Team 2	999 Team 2	2927 Team 6
387 Team 6	1130 Team 6	986 Team 6	2893 Team 2
378 Team 1	1070 Team 1	959 Team 1	2829 Team 5

Team Scratch Game			Team Scratch Series			Team Handicap Game			Team Handicap Series		
340	Team 5		975	Team 5		958	Team 5		2813	Team 1	
	Scratch Game			Scratch Series			Handicap Game			Handicap Series	
Boys	146	Trevor Bos	402	Trevor Bos		232	Tyler Stegenga		638	Tyler Stegenga	
	134	Tyler Stegenga	344	Tyler Stegenga		227	Trevor Lindsay		630	Trevor Bos	
	132	Anthony Batres	335	Anthony Batres		222	Trevor Bos		620	Trevor Lindsay	
	101	Trevor Lindsay	281	Neil Burbach		221	Ryan Soja		611	Tony Paz	
	99	Neil Burbach	262	Kyle Chrzanowski		215	Anthony Batres		606	Alex Johhnsen	
Girls	107	Jamie Rachuy	207	Jamie Rachuy		233	Jamie Rachuy		585	Jamie Rachuy	
	82	Beka Anderson	203	Beka Anderson		209	Abby Anderson		580	Clara Johnson	
	75	Abby Anderson	191	Jessica Schultz		201	Clara Johnson		578	Abby Anderson	
	72	Jessica Schultz	176	Abby Anderson		200	Beka Anderson		563	Jessica Schultz	
	63	Chelsea Matthews	163	Clara Johnson		196	Jessica Schultz		557	Beka Anderson	
						196	Chelsea Matthews				

**Team Results**

Name	True		Pins	Gms	-1-	-2-	-3-	Total	HDCP High			HDCP To Raise	HDCP To Drop	Most Improved					
	Average	HDCP							Total	Game	Game			Sers	Sers	Avg +1	Avg -1	225's	650's
<b>1 - Team 1 Lane 12 HDCP=581 Ave=353</b>																			
Jessica Schultz	62.82	124	4523	72	72	67	52	191	563	116	242	247	625	202	126	--	--	58	+4.82
VACANT		72	0	0	v120	v120	v120	360	576	0		0				--	--		
Chelsea Matthews	51.93	134	3947	76	63	34	43	140	539	81	215	206	608	161	81	--	--	52	-0.07
Beka Anderson	68.15	118	5520	81	71	82	50	203	557	109	232	266	629	276	191	--	--	51	+17.15
Abby Anderson	52.10	133	4064	78	52	49	75	176	578	81	216	210	618	229	147	--	--	48	+4.10
<b>2 - Team 2 Lane 7 HDCP=576 Ave=357</b>																			
Kyle Chrzanowski	79.00	108	5688	72	98	70	94	262	589	143	253	305	635	312	236	--	--	79	0.00
Anthony Batres	107.81	83	6900	64	132	111	92	335	584	173	263	422	692	336	268	--	--	88	+19.81
Ty Pappas	54.65	131	3716	68	a44	a44	a44	132	525	104	237	208	614	189	117	--	--	40	+14.65
Ryan Soja	62.01	124	4837	78	96	77	57	230	605	122	249	246	627	266	184	--	--	39	+23.01
Tyler Dailey	55.71	130	3510	63	51	70	79	200	590	92	225	215	618	186	119	--	--	44	+11.71
<b>3 - Superhero's Lane 9 HDCP=610 Ave=320</b>																			
Ruthie Rakowski	63.14	123	4420	70	a53	a53	a53	159	528	105	238	271	646	252	178	--	--	53	+10.14
Jamie Rachuy	60.90	126	5359	88	107	41	59	207	585	107	233	232	616	192	100	--	--	44	+16.90
Brayden Scoleri	29.46	153	1650	56	a19	a19	a19	57	516	58	216	130	607	120	60	--	--	25	+4.46
Benjamin Hill	48.91	136	4549	93	51	54	30	135	540	86	225	217	634	155	58	--	--	39	+9.91
VACANT		72	0	0	v120	v120	v120	360	576	0		0				--	--		
<b>4 - Team 4 Lane 8 HDCP=499 Ave=444</b>																			
Trevor Lindsay	60.59	126	4726	78	59	82	101	242	620	101	227	242	620	215	133	--	--	50	+10.59
Neil Burbach	92.16	97	8571	93	97	85	99	281	572	131	230	321	643	357	260	--	--	81	+11.16
Trevor Bos	115.69	76	10412	90	111	145	146	402	630	179	258	433	670	376	282	--	--	120	-4.31
Casey Knor	57.27	128	4639	81	63	50	51	164	548	113	244	250	661	233	148	--	--	30	+27.27
VACANT		72	0	0	v120	v120	v120	360	576	0		0				--	--		
<b>5 - Team 5 Lane 11 HDCP=617 Ave=312</b>																			
Tyler Stegenga	92.37	97	7759	84	95	115	134	344	638	134	232	344	639	332	244	--	--	86	+6.37
Anson Avila	35.45	148	1170	33	a25	a25	a25	75	519	61	211	171	621	126	89	--	--	30	+5.45
Cory Graan	88.91	100	8269	93	74	87	81	242	539	141	243	321	626	275	178	--	--	86	+2.91
Tony Paz	55.39	130	4431	80	71	79	68	218	611	104	242	280	685	217	133	--	--	32	+23.39
Will Churchill	42.64	142	2388	56	a32	a32	a32	96	522	132	228	208	640	149	89	--	--	38	+4.64
<b>6 - Team 6 Lane 10 HDCP=598 Ave=334</b>																			
Quin Flores	77.67	110	6291	81	81	84	94	259	589	148	263	310	655	261	176	--	--	60	+17.67
Evan Flores	50.32	135	3824	76	45	66	60	171	576	91	230	202	619	205	125	--	--	36	+14.32
Clara Johnson	45.59	139	3556	78	62	50	51	163	580	84	227	211	640	170	88	--	--	36	+9.59
Alex Johhnsen	42.53	142	3445	81	65	50	62	177	606	91	235	189	621	167	82	--	--	25	+17.53
VACANT		72	0	0	v120	v120	v120	360	576	0		0				--	--		

League Average Week-by-Week



# STARDUST BOWL III

**\*\*\* Last Week's High Scores for Immediate Release \*\*\***

	<u>Scratch Game</u>	<u>Scratch Game</u>	<u>Scratch Series</u>	<u>Scratch Series</u>
<b>Boys</b>	146 Trevor Bos	97 Neil Burbach	402 Trevor Bos	200 Tyler Dailey
	145 Trevor Bos	96 Ryan Soja	344 Tyler Stegenga	177 Alex Joihnson
	134 Tyler Stegenga	95 Tyler Stegenga	335 Anthony Batres	171 Evan Flores
	132 Anthony Batres	94 Kyle Chrzanowski	281 Neil Burbach	164 Casey Knor
	115 Tyler Stegenga	94 Quin Flores	262 Kyle Chrzanowski	135 Benjamin Hill
	111 Anthony Batres	92 Anthony Batres	259 Quin Flores	
	111 Trevor Bos	87 Cory Graan	242 Trevor Lindsay	
	101 Trevor Lindsay	85 Neil Burbach	242 Cory Graan	
	99 Neil Burbach	84 Quin Flores	230 Ryan Soja	
	98 Kyle Chrzanowski	82 Trevor Lindsay	218 Tony Paz	
<b>Girls</b>	107 Jamie Rachuy	52 Jessica Schultz	207 Jamie Rachuy	
	82 Beka Anderson	52 Abby Anderson	203 Beka Anderson	
	75 Abby Anderson	51 Clara Johnson	191 Jessica Schultz	
	72 Jessica Schultz	50 Beka Anderson	176 Abby Anderson	
	71 Beka Anderson	50 Clara Johnson	163 Clara Johnson	
	67 Jessica Schultz	49 Abby Anderson	140 Chelsea Matthews	
	63 Chelsea Matthews	43 Chelsea Matthews		
	62 Clara Johnson	41 Jamie Rachuy		
	59 Jamie Rachuy	34 Chelsea Matthews		

# STARDUST BOWL III

**National Association Awards Earned Last Week**

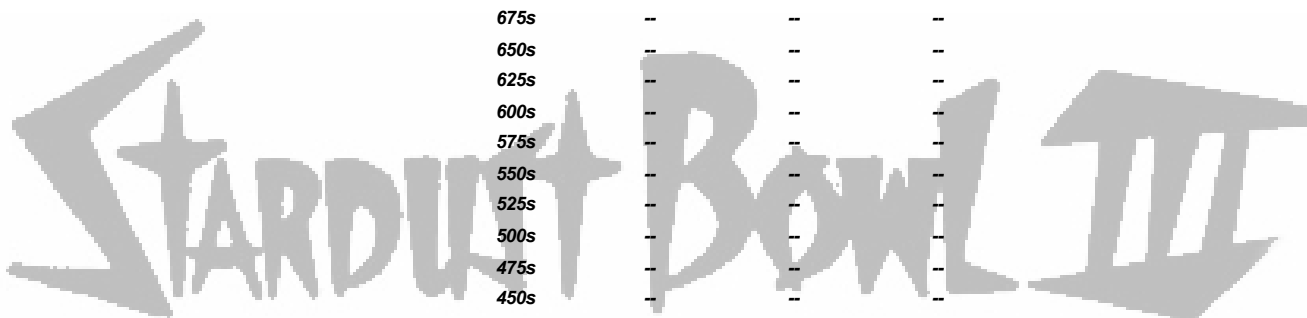
Name	ID Number	Award Average	Award Games	G1	G2	G3	Series	Award Score	Award Received
Trevor Lindsay	-	59	75	59	82	101	242	101	Youth Game 12 & Under (USBC Awards)
Jamie Rachuy	-	60	85	107	41	59	207	107	Youth Game 12 & Under (USBC Awards)

**Local and Bowling Center Awards**

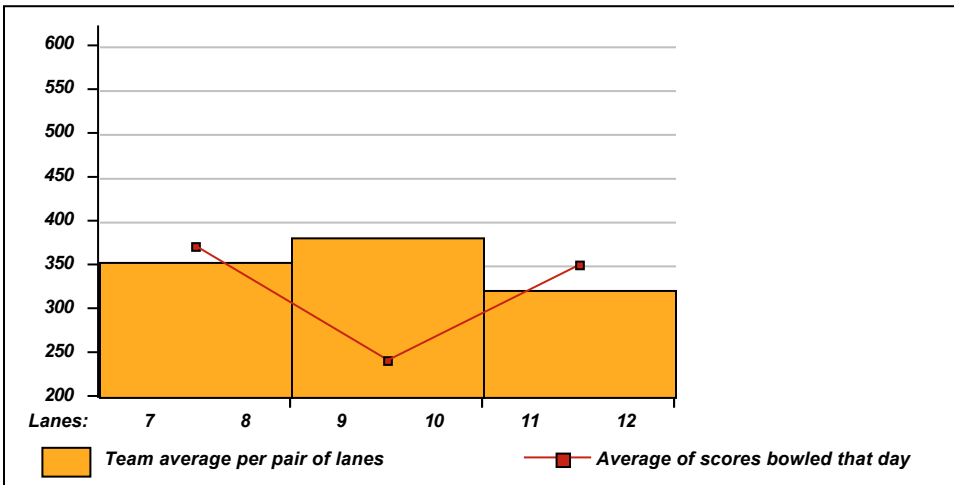
**This Week's Statistics**

	Over All	Boys	Girls
How many people bowled	21	15	6
Number of games bowled	63	45	18
Actual average of week's scores	75.27	81.38	60.00
How many games above average	42	31	11
How many games below average	20	13	7
Pins above/below average per game	7.98	9.71	3.67
How many people raised average	16	12	4
by this amount	0.43	0.49	0.23
How many people went down	5	3	2
by this amount	-0.15	-0.17	-0.12
League average before bowling	67.70	72.06	56.80
League average after bowling	67.99	72.42	56.92
Change in league average	0.29	0.36	0.12

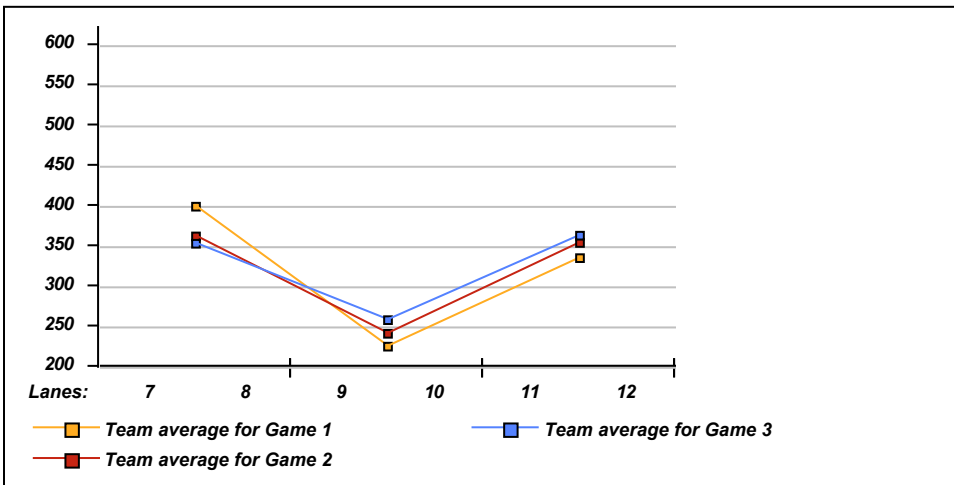
800s	--	--	--
775s	--	--	--
750s	--	--	--
725s	--	--	--
700s	--	--	--
675s	--	--	--
650s	--	--	--
625s	--	--	--
600s	--	--	--
575s	--	--	--
550s	--	--	--
525s	--	--	--
500s	--	--	--
475s	--	--	--
450s	--	--	--
425s	--	--	--
400s	1	1	--
below 400	20	14	6
300s	--	--	--
275s	--	--	--
250s	--	--	--
225s	--	--	--
200s	--	--	--
175s	--	--	--
150s	--	--	--
125s	4	4	--
100s	5	4	1
below 100	54	37	17



Team Average vs Ave of Scores



Average of Scores for Each Game



Amount Over/Under Team Average

