



Stardust Bowl

Secretary/Treasurer: Shaun Ciesielski



Send us a Friend Request on www.Facebook.com/StardustBowl3



League Standing Sheets are on www.BowlStardust.com Sign up for Email Alerts
~Join our Email List! Get League updates, Open Bowl Specials & Coupons!

===== U P C O M I N G T O U R N A M E N T S =====

~Greater Calumet Bowling Association Men's Tournament Sun. Feb.14,21,28

Team Event 9am @ Lynwood Bowl, Singles & Doubles 1pm @ Stardust Bowl III

~St. Patty's 9 Pin No Tap Tournament March 6 - 21

~Are you on www.BowlStardust.com? Bowler of the Year Tournament May 14 & 21



House Jackpots - Enter by the 3rd Frame

~Strike Lotto \$2.00 Entry @ the Front Desk 180 & Under 181 & Over Divisions

~High Roller Jackpot. You Bowl It, You Win a % of the Jackpot!

270-279 = 10% 280-289 = 15% 290-299 = 25% ~300~ = 50%



Team Standings

| Place | Lane | # | Team Name | Points Won | Points Lost | %Won | Scratch Pins | Pins + HDCP | High Game | HDCP Game | High Sers | HDCP Sers | Year-To-Date WON | Y-T-D LOST | Y-T-D % WON |
|-------|------|---|-------------------|------------|-------------|------|--------------|-------------|-----------|-----------|-----------|-----------|------------------|------------|-------------|
| 1 | 5 | 8 | Know Your Limit | 51 | 19 | 72.9 | 18935 | 26135 | 716 | 943 | 1963 | 2656 | 51 | 19 | 72.8 |
| 2 | 6 | 2 | Team 2 | 45 | 25 | 64.3 | 14916 | 25431 | 611 | 949 | 1724 | 2736 | 45 | 25 | 64.3 |
| 3 | 7 | 1 | The Hookers | 44 | 26 | 62.9 | 21723 | 26256 | 862 | 1032 | 2367 | 2877 | 44 | 26 | 62.9 |
| 4 | 8 | 6 | Team 6 | 39 | 31 | 55.7 | 17676 | 25989 | 673 | 941 | 1855 | 2677 | 39 | 31 | 55.7 |
| 5 | 9 | 4 | Blue Liners | 35½ | 34½ | 50.7 | 16477 | 25639 | 686 | 990 | 1797 | 2691 | 35½ | 34½ | 50.7 |
| 6 | 10 | 5 | Team 5 | 35 | 35 | 50.0 | 14991 | 25833 | 669 | 1016 | 1772 | 2813 | 35 | 35 | 50.0 |
| 7 | 11 | 7 | Empty Net | 26½ | 43½ | 37.9 | 15511 | 25321 | 601 | 934 | 1658 | 2651 | 26½ | 43½ | 37.9 |
| 8 | 12 | 3 | Beat Team Avg -40 | 0 | 70 | | 0 | 0 | 0 | 0 | 0 | 0 | 0 | 70 | |

Review of Last Week's Bowling.....

| Lanes | Team Name | HDCP -1- | HDCP -2- | HDCP -3- | HDCP Total | Last Wk WON | Team Name | HDCP -1- | HDCP -2- | HDCP -3- | HDCP Total | Last Wk WON |
|-------|-------------------|----------|----------|----------|------------|-------------|-------------|----------|----------|----------|------------|-------------|
| 5-6 | Blue Liners | 916 | 825 | 950 | 2691 | 5 | Empty Net | 811 | 858 | 864 | 2533 | 2 |
| 7-8 | Team 6 | 862 | 865 | 888 | 2615 | 5 | The Hookers | 946 | 851 | 769 | 2566 | 2 |
| 9-10 | Know Your Limit | 871 | 936 | 818 | 2625 | 5 | Team 2 | 856 | 837 | 860 | 2553 | 2 |
| 11-12 | Beat Team Avg -40 | 0 | 0 | 0 | 0 | 0 | Team 5 | 1016 | 893 | 904 | 2813 | 7 |

Lane Assignments

11 03/16 5-6 7-8 9-10 11-12
8-2 1-6 4-5 7-3 Position Round

Individual High Averages

Men 202.57 Bernie Rauguth 191.50 Matt Schriver 185.13 Dave Chalmers 183.03 Ramiro Salazar 182.08 Nick Jones
Women 192.13 Karin Czaplowski 153.00 Natasha Llanes 138.15 Ali Czaplowski 133.52 Cindy Rauguth 132.57 Laura Carroll

Season High Scores

| | Team Scratch Game | Team Scratch Series | Team Handicap Game | Team Handicap Series |
|--------------|----------------------|----------------------|----------------------|----------------------|
| | 862 The Hookers | 2367 The Hookers | 1032 The Hookers | 2877 The Hookers |
| | 716 Know Your Limit | 1963 Know Your Limit | 1016 Team 5 | 2813 Team 5 |
| | 686 Blue Liners | 1855 Team 6 | 990 Blue Liners | 2736 Team 2 |
| | Scratch Game | Scratch Series | Handicap Game | Handicap Series |
| Men | 257 Matt Schriver | 663 Bernie Rauguth | 314 Kenneth Sexton | 751 Nick Jones |
| | 253 Nick Jones | 618 Dave Chalmers | 289 Nick Jones | 751 Kenneth Sexton |
| | 252 Bernie Rauguth | 616 Nick Jones | 280 Matt Schriver | 745 David Sexton |
| | 224 Bob Lush | 615 Matt Schriver | 280 Trevor Groot | 737 Bob Lush |
| | 224 Dave Chalmers | 603 Ramiro Salazar | 278 Bob Lush | 727 Bernie Rauguth |
| Women | 244 Karin Czaplowski | 653 Karin Czaplowski | 287 Laura Carroll | 754 Karin Czaplowski |
| | 204 Laura Carroll | 537 Natasha Llanes | 272 Karin Czaplowski | 726 Natasha Llanes |
| | 194 Natasha Llanes | 482 Ali Czaplowski | 266 Rachel Tufts | 722 Ali Czaplowski |
| | 178 Ali Czaplowski | 466 Laura Carroll | 258 Ali Czaplowski | 720 Rachel Tufts |
| | 173 Rachel Tufts | 449 Cindy Rauguth | 257 Natasha Llanes | 715 Laura Carroll |
| | | | 257 Lynn Pezel | |

Most Improved Average

Men 94 to 105.73 =+11.73 David Sexton 154 to 163.85 =+9.85 Bob Lush 125 to 134.23 =+9.23 Bryan Tufts
03/14/2010 12:04 am Page 1 of 6 BLS-2010/as licensed to Todd Bredar Stardust Bowl

Most Improved average Women 28 to 138.15 =+10.15 Ali Czaplewski Most Improved average 184 to 192.13 = +8.13 Karin Czaplewski Most Improved average 146 to 153.00 = +7.00 Natasha Llanes

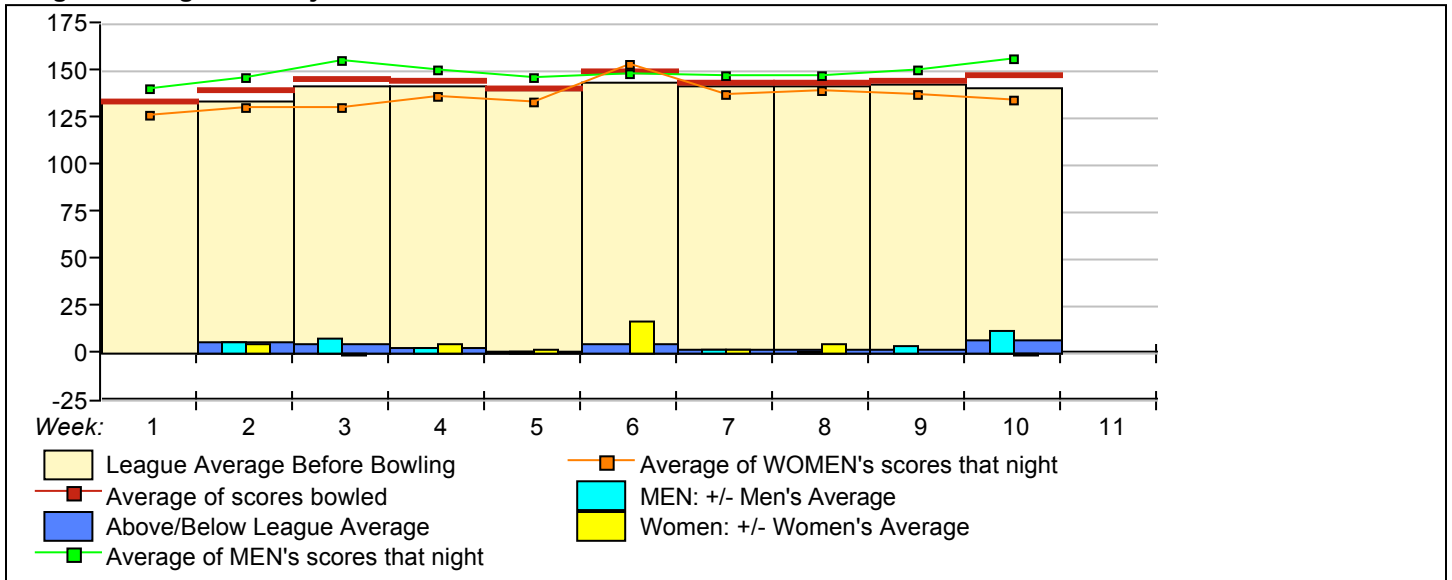
Last Week's Top Scores

| Team Scratch Game | | Team Scratch Series | | Team Handicap Game | | Team Handicap Series | |
|-------------------|----------------------|---------------------|------------------|--------------------|--------------------|----------------------|--------------------|
| 805 | The Hookers | 2143 | The Hookers | 1016 | Team 5 | 2813 | Team 5 |
| 712 | Know Your Limit | 1953 | Know Your Limit | 950 | Blue Liners | 2691 | Blue Liners |
| 669 | Team 5 | 1823 | Team 6 | 946 | The Hookers | 2625 | Know Your Limit |
| Scratch Game | | Scratch Series | | Handicap Game | | Handicap Series | |
| Men | 252 Bernie Rauguth | 651 | Bernie Rauguth | 314 | Kenneth Sexton | 751 | Kenneth Sexton |
| | 220 Dave Chalmers | 603 | Ramiro Salazar | 274 | David Sexton | 745 | David Sexton |
| | 220 Kenneth Sexton | 584 | Matt Schriver | 270 | Bernie Rauguth | 708 | Jon Carroll |
| | 212 Matt Schriver | 556 | Dave Chalmers | 257 | Jon Carroll | 708 | Ramiro Salazar |
| | 212 Ramiro Salazar | 540 | Jon Carroll | 253 | Tim Simmons | 705 | Bernie Rauguth |
| Women | 193 Karin Czaplewski | 543 | Karin Czaplewski | 243 | Ali Czaplewski | 651 | Kristin Czaplewski |
| | 169 Ali Czaplewski | 435 | Natasha Llanes | 241 | Kristin Czaplewski | 651 | Ali Czaplewski |
| | 161 Cindy Rauguth | 429 | Ali Czaplewski | 240 | Michele Bartels | 646 | Michele Bartels |
| | 156 Natasha Llanes | 405 | Laura Carroll | 239 | Cindy Rauguth | 642 | Laura Carroll |
| | 154 Michele Bartels | 405 | Cindy Rauguth | 227 | Laura Carroll | 639 | Cindy Rauguth |

Team Rosters

| Name | True Average | HDCP | Pins | Gms | -1- | -2- | -3- | Total | HDCP Total | High Game | HDCP High Game | High Sers | HDCP Sers | To Raise Avg +1 | To Drop Avg -1 | 200's | 600's | Most Improved Ave +/- |
|------------------------------|--------------|----------|---------|-----|-----|-----|-----|-------|------------|-----------|----------------|-----------|-----------|-----------------|----------------|-------|-------|-----------------------|
| 1 - The Hookers | Lane 7 | HDCP=142 | Ave=721 | | | | | | | | | | | | | | | |
| Matt S. Schriver | 191.50 | 26 | 5745 | 30 | 212 | 183 | 189 | 584 | 662 | 257 | 280 | 615 | 687 | 591 | 557 | 12 | 2 | 192 -0.50 |
| Bob Lush | 163.85 | 51 | 4424 | 27 | 201 | 163 | 123 | 487 | 637 | 224 | 278 | 563 | 737 | 496 | 465 | 3 | -- | 154 +9.85 |
| Dave Chalmers | 185.13 | 31 | 5554 | 30 | 220 | 192 | 144 | 556 | 649 | 224 | 255 | 618 | 711 | 584 | 550 | 10 | 2 | 191 -5.87 |
| Nick Jones | 182.08 | 34 | 4370 | 24 | 172 | 172 | 172 | 516 | 618 | 253 | 289 | 616 | 751 | 571 | 543 | 7 | 2 | 183 -0.92 |
| Steve Peters | 202.67 | 16 | 608 | 3 | | | | 0 | 0 | 227 | 243 | 608 | 656 | 610 | 603 | 2 | 1 | |
| 2 - Team 2 | Lane 6 | HDCP=360 | Ave=479 | | | | | | | | | | | | | | | |
| Philip Kickert | 103.04 | 105 | 2782 | 27 | 109 | 120 | 111 | 340 | 661 | 146 | 255 | 364 | 691 | 338 | 307 | -- | -- | 98 +5.04 |
| Scott Balkema | 131.57 | 80 | 3947 | 30 | 129 | 129 | 165 | 423 | 666 | 173 | 262 | 423 | 687 | 409 | 375 | -- | -- | 132 -0.43 |
| Trevor Groot | 114.47 | 95 | 3434 | 30 | 116 | 93 | 112 | 321 | 603 | 183 | 280 | 412 | 703 | 361 | 327 | -- | -- | 116 -1.53 |
| Chris Postma | 131.93 | 80 | 3562 | 27 | 141 | 134 | 111 | 386 | 623 | 179 | 260 | 462 | 684 | 398 | 367 | -- | -- | 132 -0.07 |
| Tom Bridgmon | 198.50 | 19 | 1191 | 6 | | | | 0 | 0 | 227 | 247 | 599 | 659 | 600 | 590 | 3 | -- | |
| 3 - Beat Team Avg -40 | Lane 12 | HDCP=360 | Ave=480 | | | | | | | | | | | | | | | |
| VACANT | 90 | 0 | 0 | | | | | 0 | 0 | 0 | | 0 | | | | -- | -- | |
| VACANT | 90 | 0 | 0 | | | | | 0 | 0 | 0 | | 0 | | | | -- | -- | |
| VACANT | 90 | 0 | 0 | | | | | 0 | 0 | 0 | | 0 | | | | -- | -- | |
| VACANT | 90 | 0 | 0 | | | | | 0 | 0 | 0 | | 0 | | | | -- | -- | |
| 4 - Blue Liners | Lane 9 | HDCP=294 | Ave=551 | | | | | | | | | | | | | | | |
| Laura L. Carroll | 132.57 | 79 | 3977 | 30 | 119 | 148 | 138 | 405 | 642 | 204 | 287 | 466 | 715 | 412 | 378 | 1 | -- | 126 +6.57 |
| Michele J. Bartels | 124.96 | 86 | 2999 | 24 | 124 | 110 | 154 | 388 | 646 | 163 | 253 | 416 | 686 | 376 | 348 | -- | -- | 119 +5.96 |
| Tim Brescia | 136.71 | 75 | 3281 | 24 | 174 | 124 | 166 | 464 | 695 | 174 | 251 | 472 | 715 | 418 | 390 | -- | -- | 136 +0.71 |
| Jon Carroll | 159.83 | 54 | 4795 | 30 | 201 | 145 | 194 | 540 | 708 | 201 | 257 | 540 | 708 | 485 | 451 | 1 | -- | 156 +3.83 |
| 5 - Team 5 | Lane 10 | HDCP=336 | Ave=505 | | | | | | | | | | | | | | | |
| Natasha Llanes | 153.00 | 60 | 4590 | 30 | 156 | 128 | 151 | 435 | 615 | 194 | 257 | 537 | 726 | 492 | 458 | -- | -- | 146 +7.00 |
| Kenneth Sexton | 120.00 | 90 | 3600 | 30 | 220 | 135 | 114 | 469 | 751 | 220 | 314 | 469 | 751 | 393 | 359 | 1 | -- | 114 +6.00 |
| David Sexton | 105.73 | 103 | 3172 | 30 | 167 | 116 | 141 | 424 | 745 | 167 | 274 | 424 | 745 | 326 | 292 | -- | -- | 94 +11.73 |
| Tim Simmons | 127.75 | 83 | 3066 | 24 | 126 | 167 | 151 | 444 | 702 | 168 | 257 | 455 | 725 | 390 | 362 | -- | -- | 129 -1.25 |
| 6 - Team 6 | Lane 8 | HDCP=261 | Ave=588 | | | | | | | | | | | | | | | |
| Rachel Tufts | 119.73 | 90 | 3592 | 30 | 94 | 133 | 124 | 351 | 621 | 173 | 266 | 441 | 720 | 368 | 334 | -- | -- | 117 +2.73 |
| Bryan Tufts | 134.23 | 77 | 4027 | 30 | 136 | 136 | 144 | 416 | 650 | 196 | 277 | 458 | 701 | 428 | 394 | -- | -- | 125 +9.23 |
| Bernie Rauguth | 202.57 | 16 | 6077 | 30 | 252 | 171 | 228 | 651 | 705 | 252 | 270 | 663 | 727 | 622 | 588 | 18 | 6 | 203 -0.43 |
| Cindy Rauguth | 133.52 | 78 | 3605 | 27 | 116 | 161 | 128 | 405 | 639 | 170 | 253 | 449 | 686 | 415 | 384 | -- | -- | 132 +1.52 |
| 7 - Empty Net | Lane 11 | HDCP=327 | Ave=516 | | | | | | | | | | | | | | | |
| Dave Pezel | 141.43 | 71 | 4243 | 30 | 134 | 159 | 161 | 454 | 670 | 193 | 264 | 476 | 686 | 443 | 409 | -- | -- | 146 -4.57 |
| Lynn Pezel | 124.74 | 86 | 3368 | 27 | 115 | 120 | 113 | 348 | 603 | 163 | 257 | 402 | 690 | 382 | 351 | -- | -- | 126 -1.26 |
| Barb Delcorio | 111.89 | 98 | 3021 | 27 | 108 | 103 | 127 | 338 | 632 | 139 | 235 | 374 | 662 | 339 | 308 | -- | -- | 116 -4.11 |
| Tom Kralj | 140.53 | 72 | 4216 | 30 | 127 | 149 | 136 | 412 | 628 | 176 | 250 | 471 | 690 | 437 | 403 | -- | -- | 133 +7.53 |
| 8 - Know Your Limit | Lane 5 | HDCP=221 | Ave=632 | | | | | | | | | | | | | | | |
| Kristin Czaplewski | 119.70 | 90 | 3232 | 27 | 133 | 150 | 95 | 378 | 651 | 155 | 249 | 426 | 710 | 368 | 337 | -- | -- | 117 +2.70 |
| Karin Czaplewski | 192.13 | 25 | 5764 | 30 | 169 | 181 | 193 | 543 | 615 | 244 | 272 | 653 | 754 | 605 | 571 | 12 | 4 | 184 +8.13 |
| Ramiro Salazar | 183.03 | 33 | 5491 | 30 | 205 | 212 | 186 | 603 | 708 | 215 | 251 | 603 | 708 | 581 | 547 | 9 | 1 | 179 +4.03 |
| Ali Czaplewski | 138.15 | 73 | 3730 | 27 | 140 | 169 | 120 | 429 | 651 | 178 | 258 | 482 | 722 | 440 | 409 | -- | -- | 128 +10.15 |

League Average Week-by-Week



STARDUST BOWL III

****Last Week's High Scores for Immediate Release ****

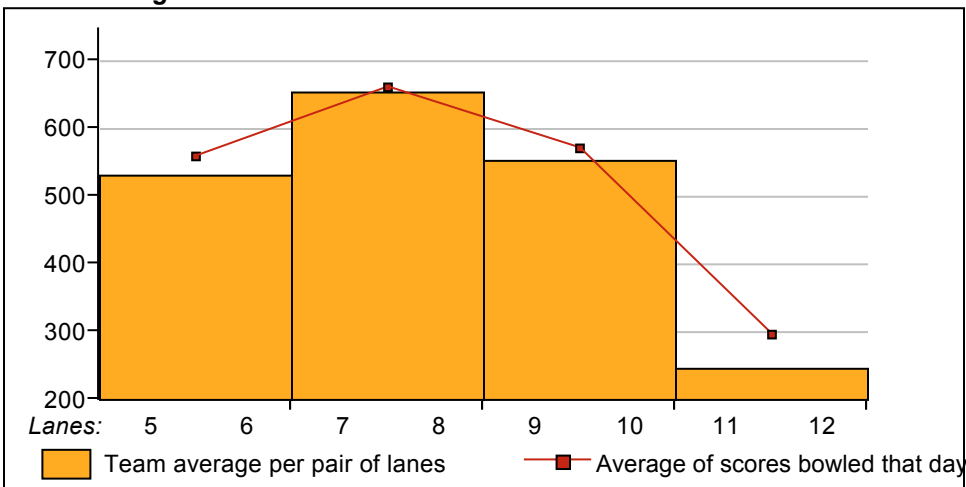
| | <u>Scratch Game</u> | <u>Scratch Game</u> | <u>Scratch Series</u> | <u>Scratch Series</u> |
|--------------|------------------------|------------------------|------------------------|-----------------------|
| Men | 252 Bernie Rauguth | 192 Dave Chalmers | 651 Bernie Rauguth | 424 David Sexton |
| | 228 Bernie Rauguth | 189 Matt Schriver | 603 Ramiro Salazar | 423 Scott Balkema |
| | 220 Dave Chalmers | 186 Ramiro Salazar | 584 Matt Schriver | 416 Bryan Tufts |
| | 220 Kenneth Sexton | 183 Matt Schriver | 556 Dave Chalmers | 412 Tom Kralj |
| | 212 Matt Schriver | 174 Tim Brescia | 540 Jon Carroll | 386 Chris Postma |
| | 212 Ramiro Salazar | 171 Bernie Rauguth | 487 Bob Lush | 340 Philip Kickert |
| | 205 Ramiro Salazar | 167 David Sexton | 469 Kenneth Sexton | 321 Trevor Groot |
| | 201 Bob Lush | 167 Tim Simmons | 464 Tim Brescia | |
| | 201 Jon Carroll | 166 Tim Brescia | 454 Dave Pezel | |
| | 194 Jon Carroll | 165 Scott Balkema | 444 Tim Simmons | |
| Women | 193 Karin Czaplewski | 140 Ali Czaplewski | 543 Karin Czaplewski | |
| | 181 Karin Czaplewski | 138 Laura Carroll | 435 Natasha Llanes | |
| | 169 Karin Czaplewski | 133 Rachel Tufts | 429 Ali Czaplewski | |
| | 169 Ali Czaplewski | 133 Kristin Czaplewski | 405 Laura Carroll | |
| | 161 Cindy Rauguth | 128 Natasha Llanes | 405 Cindy Rauguth | |
| | 156 Natasha Llanes | 128 Cindy Rauguth | 388 Michele Bartels | |
| | 154 Michele Bartels | 127 Barb Delcorio | 378 Kristin Czaplewski | |
| | 151 Natasha Llanes | 124 Michele Bartels | 351 Rachel Tufts | |
| | 150 Kristin Czaplewski | 124 Rachel Tufts | 348 Lynn Pezel | |
| | 148 Laura Carroll | 120 Lynn Pezel | 338 Barb Delcorio | |

STARDUST BOWL III

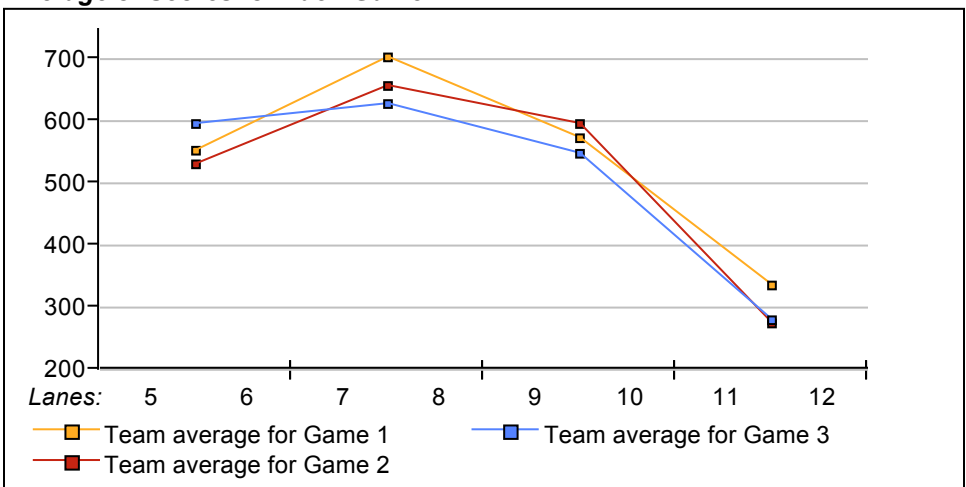
This Week's Statistics

| | <u>Over All</u> | <u>Men</u> | <u>Women</u> |
|-----------------------------------|-----------------|------------|--------------|
| How many people bowled | 27 | 17 | 10 |
| Number of games bowled | 81 | 51 | 30 |
| Actual average of week's scores | 148.07 | 156.35 | 134.00 |
| How many games above average | 46 | 34 | 12 |
| How many games below average | 33 | 17 | 16 |
| Pins above/below average per game | 7.74 | 12.65 | -0.60 |
| How many people raised average | 19 | 13 | 6 |
| by this amount | 1.38 | 1.81 | 0.43 |
| How many people went down | 8 | 4 | 4 |
| by this amount | -0.66 | -0.45 | -0.88 |
| League average before bowling | 140.85 | 144.21 | 135.13 |
| League average after bowling | 141.62 | 145.49 | 135.04 |
| Change in league average | 0.77 | 1.28 | -0.10 |
| 800s | -- | -- | -- |
| 775s | -- | -- | -- |
| 750s | -- | -- | -- |
| 725s | -- | -- | -- |
| 700s | -- | -- | -- |
| 675s | -- | -- | -- |
| 650s | 1 | 1 | -- |
| 625s | -- | -- | -- |
| 600s | 1 | 1 | -- |
| 575s | 1 | 1 | -- |
| 550s | 1 | 1 | -- |
| 525s | 2 | 1 | 1 |
| 500s | -- | -- | -- |
| 475s | 1 | 1 | -- |
| 450s | 3 | 3 | -- |
| 425s | 3 | 1 | 2 |
| 400s | 6 | 4 | 2 |
| below 400 | 8 | 3 | 5 |
| 300s | -- | -- | -- |
| 275s | -- | -- | -- |
| 250s | 1 | 1 | -- |
| 225s | 1 | 1 | -- |
| 200s | 7 | 7 | -- |
| 175s | 7 | 5 | 2 |
| 150s | 17 | 10 | 7 |
| 125s | 24 | 16 | 8 |
| 100s | 21 | 10 | 11 |
| below 100 | 3 | 1 | 2 |

Team Average vs Ave of Scores



Average of Scores for Each Game



Amount Over/Under Team Average

