

Stardust Bowl

Thanks for bowling with us! We hope to see you next season!

Secretary/Treasurer: Shaun Ciesielski

Send us a Friend Request on www.MySpace.com/StardustBowl3

League Standing Sheets are on www.BowlStardust.com Sign up for Email Alerts
~Join our Email List! Get League updates, Open Bowl Specials & Coupons!

===== H O U S E J A C K P O T S =====

~High Roller Jackpot. You Bowl It, You Win a % of the Jackpot!

270-279 = 10% 280-289 = 15% 290-299 = 25% ~300~ = 50%

~Strike Lotto \$1 to Enter at the Front Desk. 180 & Under - 181 & Over

===== U P C O M I N G T O U R N A M E N T S =====

~8 Is Enough 8 Pin No Tap April 18-26

~King of the Hill Friday's March 27 - May 1 @ 10:45pm

~Are you on www.BowlStardust.com? Bowler of the Year Tournament May 8 & 15

~*NEW* 40 Frame Game Tournament: May 16 - August 16 Bowl Any Day, Any Time!

===== S U M M E R L E A G U E S =====

Sun: White Sox Adult Mixed & Cubs Adult Mixed w/World Series Roll off 8/16

Mon: GameStop Video Game Card Leagues: 12pm Kids, 3pm Teens, 7pm 17+ Adults

Tues: Tools to Bowl Equipment League

Wed: King/Queen Triples, Scholarship Triples

Thurs: Youth/Adult & Thursday Stars Ladies League

Fri: Video Game GameStop Gift Card Leagues. 10:30am Kids, 12:00pm Teens

Team Standings

Place	Lane	#	Team Name	Points Won	Points Lost	%Won	Scratch Pins	Pins plus Handicap	High Game	HDCP Game	High Sers	HDCP Sers	Year-To-Date WON	Y-T-D LOST	Y-T-D % WON
1	1	5	4 - Play	39	17	69.6	15957	21276	770	979	2143	2791	39	17	69.6
2	8	2	Disfunctional Family	36	20	64.3	15242	20717	778	1011	2130	2829	36	20	64.3
3	7	1	One Timers	35	21	62.5	16498	21262	780	970	2260	2830	35	21	62.5
4	6	4	Team 4	30	26	53.6	14997	21045	701	954	2032	2746	30	26	53.6
5	4	8	Garbage Day!	29	27	51.8	17724	21105	846	992	2362	2788	29	27	51.8
6	2	6	Deadwood	20	36	35.7	12808	20290	630	948	1721	2655	20	36	35.7
7	5	3	House Rats	19	37	33.9	16958	20852	815	981	2271	2769	19	37	33.9
8	3	7	Channel Surfers	16	40	28.6	13772	20525	756	1039	1901	2750	16	40	28.6

Results of Last Week's Bowling.....

Lanes	Team Name	-1-	-2-	-3-	HDCP Total	Last Wk WON	Team Name	-1-	-2-	-3-	HDCP Total	Last Wk WON
1-2	House Rats	882	857	840	2579	5	Channel Surfers	892	842	831	2565	2
3-4	Disfunctional Family	734	886	843	2463	0	4 - Play	970	902	865	2737	7
5-6	One Timers	810	935	906	2651	5	Team 4	812	864	892	2568	2
7-8	Garbage Day!	979	876	906	2761	7	Deadwood	829	782	843	2454	0

Thanks for bowling! We hope you had a good time. See you next season!

Individual High Averages

Men	Women
210.50 Michael Musgrove Jr	188.33 Karin Czaplowski
209.75 Matt Margulin	188.21 Duhnese Heflin
200.88 Tom Melcarek	171.92 Jenn Miotk
200.04 Matt Schriver	158.21 Trisha Boehrnson
197.58 Tom Bridgmon	147.08 Shannon Margulin
193.71 Scott Kasubski Jr	145.00 Laura Carroll
193.42 Nick Kerr	136.17 Debbie DeRolf
178.46 Ryan Duncan	132.81 Amanda Feledy
176.67 Dave Chalmers	132.50 Sue DeRolf
173.96 Joe Panfil	123.76 Donna Sharp

Season High Scores

Team Scratch Game	Team Scratch Series	Team Handicap Game	Team Handicap Series
846 Garbage Day!	2362 Garbage Day!	1039 Channel Surfers	2830 One Timers
815 House Rats	2271 House Rats	1011 Disfunctional Family	2829 Disfunctional Fa
780 One Timers	2260 One Timers	992 Garbage Day!	2791 4 - Play

Bowlers must have a minimum of 12 games to be eligible for any league award.

Stardust Bowl

Thanks for bowling with us! We hope to see you next season!

Season High Scores - Continued

	Scratch Game	Scratch Series	Handicap Game	Handicap Series
Men	280 Matt Margulin	769 Matt Margulin	342 Tyler Loftis	893 Tyler Loftis
	277 Tyler Loftis	719 Michael Musgrove Jr	298 Matt Margulin	823 Matt Margulin
	256 Tom Melcarek	707 Tom Melcarek	296 Steve DeRolf	783 Robert Musgrove
	254 Tom Bridgmon	698 Tyler Loftis	294 Rick Newman	782 Tom Melcarek
	252 Michael Musgrove Jr	685 Matt Schriver	293 Joe Panfil	772 Steve DeRolf
Women	243 Duhnese Heflin	644 Duhnese Heflin	291 Cindi Panfil	734 Jenn Miotk
	234 Jenn Miotk	615 Karin Czaplowski	285 Laura Carroll	731 Duhnese Heflin
	232 Karin Czaplowski	593 Jenn Miotk	281 Jenn Miotk	725 Laura Carroll
	212 Laura Carroll	506 Laura Carroll	278 Amanda Feledy	724 Amanda Feledy
	200 Cindi Panfil	506 Trisha Boehnrsen	272 Duhnese Heflin	723 Naomi Rosalez

Most Improved Average

Men	147 to 169.58 =+22.58 Tyler Loftis	183 to 193.42 =+10.42 Nick Kerr	203 to 210.50 = +7.50 Michael Musgrove
Women	103 to 116.46 =+13.46 Naomi Rosalez	125 to 132.81 = +7.81 Amanda Feledy	181 to 188.33 = +7.33 Karin Czaplowski

Last Week's Top Scores

	Team Scratch Game	Team Scratch Series	Team Handicap Game	Team Handicap Series
Men	846 Garbage Day!	2362 Garbage Day!	979 Garbage Day!	2761 Garbage Day!
	770 4 - Play	2137 4 - Play	970 4 - Play	2737 4 - Play
	755 One Timers	2126 House Rats	935 One Timers	2651 One Timers
	Scratch Game	Scratch Series	Handicap Game	Handicap Series
	247 Matt Margulin	685 Matt Schriver	267 Ben DeJesus	748 Matt Schriver
245 Matt Schriver	642 Tom Bridgmon	266 Matt Schriver	744 Ben DeJesus	
235 Michael Musgrove Jr	634 Michael Musgrove Jr	256 Dave Chalmers	708 Tom Bridgmon	
232 Tom Bridgmon	584 Matt Margulin	254 Tom Bridgmon	698 Robert Musgrove	
217 Dave Chalmers	579 Nick Kerr	254 Matt Margulin	677 Tyler Loftis	
Women	223 Duhnese Heflin	592 Karin Czaplowski	261 Naomi Rosalez	723 Naomi Rosalez
	211 Jenn Miotk	584 Duhnese Heflin	255 Amanda Feledy	680 Debbie DeRolf
	203 Karin Czaplowski	523 Jenn Miotk	255 Jenn Miotk	679 Karin Czaplowski
	175 Amanda Feledy	473 Trisha Boehnrsen	252 Duhnese Heflin	675 Lindsey Roberts
	170 Trisha Boehnrsen	449 Debbie DeRolf	232 Lindsey Roberts	671 Duhnese Heflin
		232 Michele Barteles		
		232 Karin Czaplowski		
		232 Debbie DeRolf		

Team Rosters

Name	True Average	HDCP	Pins	Gms	-1-	-2-	-3-	Total	HDCP Total	High Game	HDCP High Game	High Sers	HDCP Sers	To Raise Avg +1	To Drop Avg -1	200's	600's	Most Improved Ave +/-
1 - One Timers Lane 7	HDCP=178		Ave=681															
Amanda Feledy	132.81	79	2789	21	113	175	141	429	669	188	278	454	724	403	378	--	--	125 +7.81
Robert S. Musgrove	166.54	48	3997	24	158	191	199	548	698	235	291	615	783	512	484	3	1	163 +3.54
Mike Schuster	173.42	42	4162	24	153	196	151	500	623	216	279	562	750	536	508	2	--	170 +3.42
Michael W. Musgrove Jr	210.50	9	5052	24	206	193	235	634	661	252	268	719	767	645	617	14	6	203 +7.50
Brian Schuster	166.00	48	498	3			0	0	175	223	498	642	504	497	--	--		
2 - Disfunctional Family Lane 8	HDCP=222		Ave=630															
Lindsey M. Roberts	96.10	111	2018	21	101	118	114	333	675	124	241	344	695	310	285	--	--	91 +5.10
Shannon Margulin	147.08	65	3530	24	102	111	158	371	560	177	240	489	678	466	438	--	--	151 -3.92
Ryan N. Duncan	178.46	37	4283	24	163	190	162	515	623	232	275	599	723	550	522	4	--	177 +1.46
Matt Margulin	209.75	9	4195	20	148	247	189	584	605	280	298	769	823	635	611	12	4	206 +3.75
Tim Isaacs	171.67	44	1030	6			0	0	200	230	559	649	518	508	1	--		
3 - House Rats Lane 5	HDCP=152		Ave=708															
Trisha Boehnrsen	158.21	55	2215	14	170	150	153	473	638	175	225	506	644	488	470	--	--	159 -0.79
Tyler L. Loftis	169.58	45	4070	24	197	175	167	539	677	277	342	698	893	520	492	4	1	147 +22.58
Duhnese Heflin	188.21	28	4517	24	190	223	171	584	671	243	272	644	731	586	558	7	1	195 -6.79
Scott Kasubski Jr	193.71	24	4649	24	174	158	198	530	593	244	280	633	737	589	561	12	4	187 +6.71
4 - Team 4 Lane 6	HDCP=230		Ave=623															
Laura L. Carroll	145.00	67	3480	24	144	146	156	446	650	212	285	506	725	462	434	1	--	151 -6.00
Michele J. Barteles	114.54	95	2749	24	89	103	138	330	612	168	265	403	694	356	328	--	--	109 +5.54
Jenn Miotk	171.92	44	4126	24	148	211	164	523	655	234	281	593	734	518	490	6	--	168 +3.92
Nick Kerr	193.42	24	4642	24	201	174	204	579	651	234	266	645	729	596	568	12	2	183 +10.42

Stardust Bowl

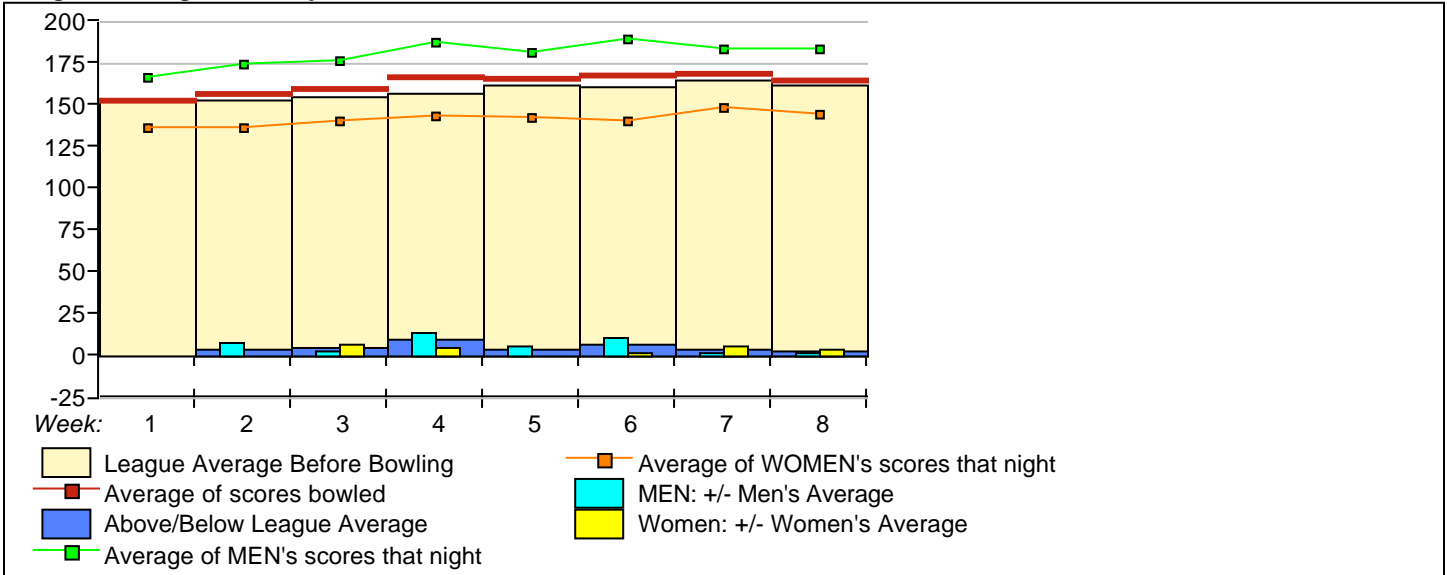
Thanks for bowling with us! We hope to see you next season!

Name	True Average	HDCP	High	HDCP	High	HDCP	To Raise	To Drop	200's	600's	Most Improved								
5 - 4 - Play Lane 1 HDCP=193 Ave=663																			
Tom Melcarek	200.88	18	4821	24	205	169	172	546	591	256	274	707	782	606	578	12	4	197	+3.88
Karin Czaplowski	188.33	28	4520	24	193	203	196	592	679	232	262	615	717	583	555	6	1	181	+7.33
Naomi Rosalez	116.46	93	2795	24	164	132	136	432	723	164	265	432	723	364	336	--	--	103	+13.46
Ben DeJesus	159.21	54	3821	24	208	198	161	567	744	208	267	567	744	499	471	3	--	155	+4.21
6 - Deadwood Lane 2 HDCP=304 Ave=541																			
Debbie DeRolf	136.17	75	3268	24	155	140	154	449	680	185	270	459	714	431	403	--	--	134	+2.17
Steve DeRolf	151.04	62	3625	24	145	126	143	414	597	226	296	562	772	479	451	1	--	154	-2.96
Sue K. DeRolf	132.50	79	3180	24	114	101	131	346	577	165	248	455	692	411	383	--	--	129	+3.50
Bob DeRolf	122.80	88	614	5a	112a	112a	112	336	600	135	229	347	629	370	361	--	--		
7 - Channel Surfers Lane 3 HDCP=276 Ave=572																			
Mike Sharp	156.67	57	3760	24	152	169	143	464	635	209	269	540	720	479	451	1	--	155	+1.67
Donna Sharp	123.76	87	2599	21	135	103	131	369	630	177	267	438	708	377	352	--	--	123	+0.76
Cindi Panfil	120.79	90	2899	24	136	108	134	378	648	200	291	400	672	368	340	1	--	117	+3.79
Joe Panfil	173.96	42	4175	24	193	186	147	526	652	242	293	598	751	523	495	2	--	173	+0.96
8 - Garbage Day! Lane 4 HDCP=88 Ave=561																			
Matt S. Schriver	200.04	18	4801	24	237	203	245	685	748	245	269	685	748	626	598	12	3	196	+4.04
Tom P. Bridgmon	197.58	20	4742	24	232	211	199	642	708	254	275	682	751	604	576	10	4	196	+1.58
Rick W. Newman	164.21	50	3941	24	160	156	182	498	651	233	294	569	752	514	486	1	--	161	+3.21
David Grubescic		0	0	0				0	0	0		0				--	--		
Dave Chalmers	176.67	39	4240	24	217	173	147	537	654	245	290	586	721	539	511	5	--	178	-1.33

Temporary Substitutes

Name	True Average	HDCP	High	HDCP	High	HDCP	To Raise	To Drop	200's	600's	Most Improved

League Average Week-by-Week



Visit our website

Blackhawks

Sunday 6:00 pm

04/05/2009 Week 8 of 8

Lanes 1 - 8

Stardust Bowl

Thanks for bowling with us! We hope to see you next season!

STARDUST BOWL III

Stardust Bowl

Thanks for bowling with us! We hope to see you next season!

**** Last Week's High Scores for Immediate Release ****

	<u>Scratch Game</u>	<u>Scratch Game</u>	<u>Scratch Series</u>	<u>Scratch Series</u>
Men	247 Matt Margulin	204 Nick Kerr	685 Matt Schriver	530 Scott Kasubski Jr
	245 Matt Schriver	203 Matt Schriver	642 Tom Bridgmon	526 Joe Panfil
	237 Matt Schriver	201 Nick Kerr	634 Michael Musgrove Jr	515 Ryan Duncan
	235 Michael Musgrove Jr	199 Tom Bridgmon	584 Matt Margulin	500 Mike Schuster
	232 Tom Bridgmon	199 Robert Musgrove	579 Nick Kerr	498 Rick Newman
	217 Dave Chalmers	198 Scott Kasubski Jr	567 Ben DeJesus	464 Mike Sharp
	211 Tom Bridgmon	198 Ben DeJesus	548 Robert Musgrove	414 Steve DeRolf
	208 Ben DeJesus	197 Tyler Loftis	546 Tom Melcarek	
	206 Michael Musgrove Jr	196 Mike Schuster	539 Tyler Loftis	
	205 Tom Melcarek	193 Michael Musgrove Jr	537 Dave Chalmers	
	Women	223 Duhnese Heflin	164 Naomi Rosalez	592 Karin Czaplewski
211 Jenn Miotk		158 Shannon Margulin	584 Duhnese Heflin	346 Sue DeRolf
203 Karin Czaplewski		156 Laura Carroll	523 Jenn Miotk	333 Lindsey Roberts
196 Karin Czaplewski		155 Debbie DeRolf	473 Trisha Boehrnsen	330 Michele Barteles
193 Karin Czaplewski		154 Debbie DeRolf	449 Debbie DeRolf	
190 Duhnese Heflin		153 Trisha Boehrnsen	446 Laura Carroll	
175 Amanda Feledy		150 Trisha Boehrnsen	432 Naomi Rosalez	
171 Duhnese Heflin		148 Jenn Miotk	429 Amanda Feledy	
170 Trisha Boehrnsen		146 Laura Carroll	378 Cindi Panfil	
164 Jenn Miotk		144 Laura Carroll	371 Shannon Margulin	

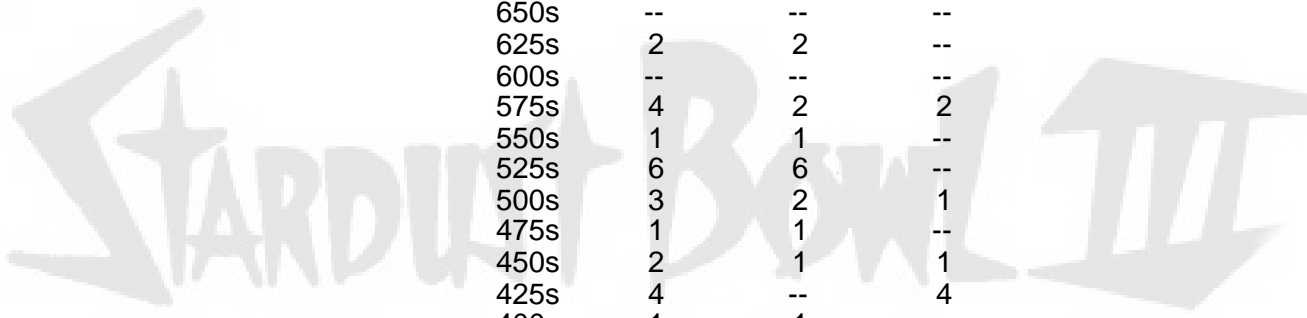


Stardust Bowl

Thanks for bowling with us! We hope to see you next season!

This Week's Statistics

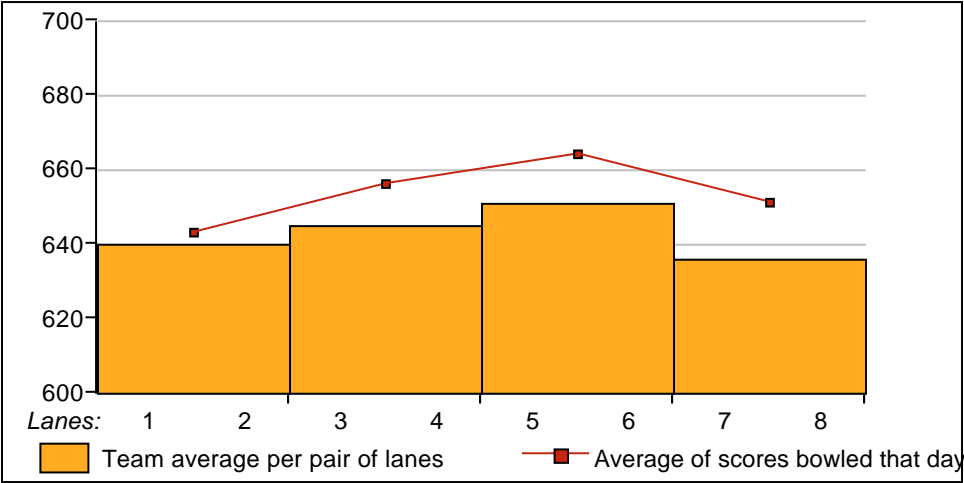
	<u>Over All</u>	<u>Men</u>	<u>Women</u>
How many people bowled	31	17	14
Number of games bowled	93	51	42
Actual average of week's scores	165.19	182.51	144.17
How many games above average	52	26	26
How many games below average	40	25	15
Pins above/below average per game	3.16	2.27	4.24
How many people raised average	18	9	9
by this amount	1.62	1.70	1.54
how many people went down	13	8	5
by this amount	-1.44	-1.49	-1.34
League average before bowling	162.48	180.72	140.34
League average after bowling	162.82	180.92	140.85
Change in league average	0.34	0.20	0.51
800s	--	--	--
775s	--	--	--
750s	--	--	--
725s	--	--	--
700s	--	--	--
675s	1	1	--
650s	--	--	--
625s	2	2	--
600s	--	--	--
575s	4	2	2
550s	1	1	--
525s	6	6	--
500s	3	2	1
475s	1	1	--
450s	2	1	1
425s	4	--	4
400s	1	1	--
below 400	6	--	6
300s	--	--	--
275s	--	--	--
250s	--	--	--
225s	5	5	--
200s	11	8	3
175s	18	14	4
150s	27	17	10
125s	20	7	13
100s	11	--	11
below 100	1	--	1



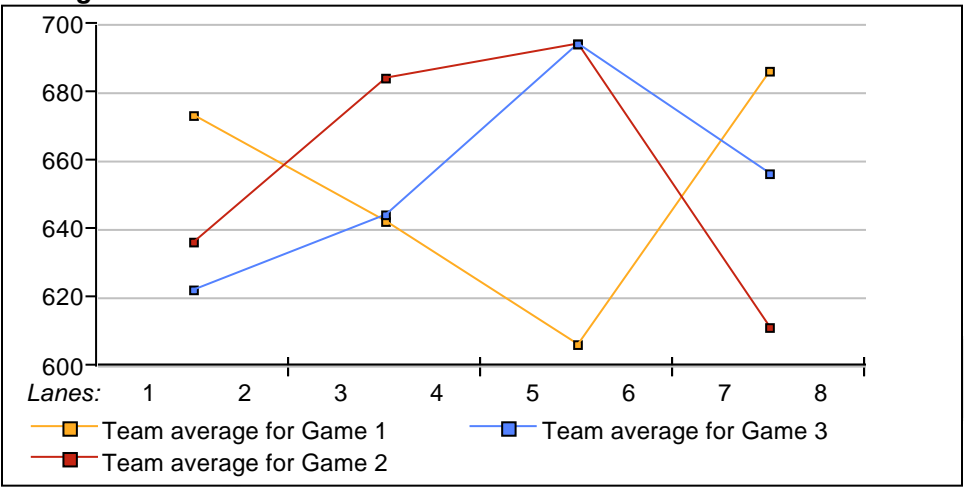
Stardust Bowl

Thanks for bowling with us! We hope to see you next season!

Team Average vs Ave of Scores



Average of Scores for Each Game



Amount Over/Under Team Average

