



2008 VALENTINE'S TEAM DOUBLES TOURNAMENT RESULTS

Handicap Prize Fund

103 Entries @ \$10 \$1,030.00
 58 Entries @ \$15 \$870.00
 39 Entries @ \$20 \$780.00
 2 Promo Entries \$0.00
202 Total Entries: \$2,680.00

Prize Fund

Handicap Prize Fund: \$2,680.00
 Scratch Prize Fund 200 x \$1: \$200.00
 Tournament Bracket: \$260.00
Total Prize Fund: \$3,140.00

Lineage \$1,260.00
 Expences \$460.00

<u>Name</u>	<u>Indv. Hcap Score</u>	<u>Team Place</u>	<u>Prize Fund</u>	<u>Tournament Bracket</u>	<u>Total Won</u>
Bill Piekarski	794	1st Hcap & 5th Hcap & 11th Hcap	\$585.00	\$20.00	\$605.00
Kevin Sirois	755	1st Hcap & 12th Hcap	\$530.00		\$530.00
Kyle Switzer (Y)	803	2nd Hcap & 3rd Hcap & 6th Hcap	\$447.00		\$447.00
Ryan Gorman (Y)	745	2nd Hcap	\$250.00		\$250.00
Denise Heflin	731	3rd Hcap	\$150.00		\$150.00
Nick Hernandez	751	4th Hcap	\$100.00		\$100.00
Mindy Adams	776	4th Hcap & 9th Hcap	\$144.00		\$144.00
Rob Cuthbert	721	5th Hcap & 3rd Scratch	\$70.00		\$70.00
Rich Switzer	706	6th Hcap	\$47.00		\$47.00
George Goodmun	708	7th Hcap	\$46.00		\$46.00
Shawn Leavy	794	7th Hcap & 8th Hcap	\$91.00		\$91.00
James Harvey	772	8th Hcap	\$45.00		\$45.00
Shawn Adams	722	9th Hcap	\$44.00		\$44.00
Brett Bukowinski	750	10th Hcap	\$43.00	\$10.00	\$53.00
Sara Ciesielski	744	10th Hcap	\$43.00	\$25.00	\$68.00
Rick Zeller	730	11th Hcap & 12th Hcap & 3rd Scratch	\$85.00	\$25.00	\$110.00
Derek Bradshaw	665	1st Scratch	\$50.00		\$50.00
Robert Woolbright	788	1st Scratch	\$50.00		\$50.00
Jerry Brann	705	2nd Scratch	\$30.00		\$30.00
Gregg Schmied	721	2nd Scratch	\$30.00	\$20.00	\$50.00
Kevin Gorman	729&650	12th Hcap & 85th Hcap	\$0.00	\$20.00	\$20.00
Darrell Richmond	745&725	15th Hcap & 34th Hcap	\$0.00	\$45.00	\$45.00
Gary Panozzo Jr.	690	90th Hcap	\$0.00	\$10.00	\$10.00
Alicia Strisko	733	20th Hcap	\$0.00	\$10.00	\$10.00
Carol Payne	647	43rd Hcap	\$0.00	\$10.00	\$10.00
Christine Jones	730	37th Hcap	\$0.00	\$25.00	\$25.00
Bob Kauchak	765	26th Hcap	\$0.00	\$10.00	\$10.00
Nate Olson	744	24th Hcap	\$0.00	\$20.00	\$20.00
Tim Strisko	700	20th Hcap	\$0.00	\$10.00	\$10.00

\$2,880.00 \$260.00 \$3,140.00

Thank you to all that participated!
 Results are also posted on our Web Site
www.BowlStardust.com

Thanks,
 Shaun Ciesielski

UPCOMING TOURNAMENTS

St. Patty's 9 Pin No Tap - March
 Chief's 6 Game Scratch - Sun. April 20 @ 1pm
 Stardust III League Bowler of the Year - May
 8 Is Enough (8 Games of 8 Pin No Tap)- June

Shaun's Tournament: Valentine's Team Doubles Feb. 8-17, 2008 @ Stardust Bowl III

Place	Team Score	Prize	Name	Avg.	HCAP	Game	Game	Game	Scratch Series	Total Hcap	Hcap Series	Name	Avg.	Hcap	Game	Game	Game	Scratch Series	Total Hcap	Hcap Series	Team Scratch
						1	2	3							1	2	3				
1	1549	\$1,000	Bill Piekarski	187	26	267	203	246	716	78	794	Kevin Sirois	199	16	235	226	246	707	48	755	1423
2	1548	\$500	Kyle Switzer	130	72	180	230	177	587	216	803	Ryan Gorman	148	57	221	184	169	574	171	745	1161
3	1534	\$300	Denise Heflin	170	40	191	235	185	611	120	731	Kyle Switzer	130	72	180	230	177	587	216	803	1198
4	1527	\$200	Nick Hernandez	196	19	179	278	237	694	57	751	Mindy Adams	172	38	203	267	192	662	114	776	1356
5	1515	\$100	Bill Piekarski	187	26	267	203	246	716	78	794	Rob Cuthbert	219	0	269	238	214	721	0	721	1437
6	1509	\$94	Kyle Switzer	130	72	180	230	177	587	216	803	Rich Switzer	199	16	195	216	247	658	48	706	1245
7	1502	\$92	George Goodmun	198	17	210	247	200	657	51	708	Shawn Leavy	165	44	192	258	212	662	132	794	1319
8	1500	\$90	James Harvey	165	44	226	214	200	640	132	772	Shawn Leavy	165	44	151	226	219	596	132	728	1236
9	1498	\$88	Shawn Adams	150	56	149	182	223	554	168	722	Mindy Adams	172	38	203	267	192	662	114	776	1216
10	1494	\$86	Brett Bukowinski	183	29	235	223	205	663	87	750	Sara Ciesielski	154	52	204	181	203	588	156	744	1251
11	1493	\$70	Rick Zeller	188	25	205	228	222	655	75	730	Bill Piekarski	187	26	179	278	228	685	78	763	1340
12	1484	\$60	Kevin Sirois	199	16	235	226	246	707	48	755	Rick Zeller	188	25	200	199	255	654	75	729	1361
13	1474		Kevin Gorman	201	15	236	257	191	684	45	729	Ryan Gorman	148	57	221	184	169	574	171	745	1258
14	1463		Jeremy Maciejewski	187	26	267	267	192	726	78	804	Brett Carter	181	31	202	194	170	566	93	659	1292
15	1460		Darrell Richmond	196	19	225	237	226	688	57	745	Raqcael Smith	155	52	174	180	205	559	156	715	1247
16	1455		Kevin Gorman	201	15	246	191	175	612	45	657	Ryan Gorman	148	57	210	171	246	627	171	798	1239
17	1453	\$100	Derek Bradshaw	209	8	192	236	213	641	24	665	Robert Woolbright	219	0	258	297	233	788	0	788	1429
18	1450	\$40	Rick Zeller	188	25	200	199	255	654	75	729	Rob Cuthbert	219	0	269	238	214	721	0	721	1375
19	1446		Joey Miller	172	38	180	187	255	622	114	736	Kevin Gorman	201	15	215	245	205	665	45	710	1287
20	1433		Alicia Strisko	173	37	208	223	191	622	111	733	Tim Strisko	194	20	203	233	204	640	60	700	1262
21	1426	\$60	Jerry Brann	231	0	228	242	235	705	0	705	Gregg Schmied	223	0	228	237	256	721	0	721	1426
22	1426		Aaron Gawrys	221	0	243	220	211	674	0	674	Brian Burbach	191	23	223	183	277	683	69	752	1357
23	1418		Laura Gorman-Nagel	147	58	181	155	178	514	174	688	Ryan Gorman	148	57	181	142	236	559	171	730	1073
24	1413		Nate Olson	200	16	232	197	267	696	48	744	Joey Miller	172	38	198	187	170	555	114	669	1251
25	1407		David Siokos	201	15	217	193	224	634	45	679	Tim Bane	210	8	179	300	225	704	24	728	1338
26	1403		Keith Putorek	204	12	168	235	199	602	36	638	Bob Kauchak	173	37	246	238	170	654	111	765	1256
27	1402		Nikki Matusik	165	44	179	179	207	565	132	697	Karl Marx	183	29	179	225	214	618	87	705	1183
28	1401		Kevin Gorman	201	15	245	236	215	696	45	741	Kyle Gorman	157	50	191	136	183	510	150	660	1206
29	1401		Tom Stefanich	216	3	246	192	214	652	9	661	Ed Buchta	185	28	247	193	216	656	84	740	1308
30	1398		Mindy Adams	172	38	212	147	167	526	114	640	Kyle Switzer	130	72	167	193	182	542	216	758	1068
31	1394		Ken Miotk Sr.	210	8	238	185	225	648	24	672	Jenniffer Miotk	163	45	181	232	174	587	135	722	1235
32	1382		Mike Svilar	210	8	223	234	169	626	24	650	Bob Svilar	212	6	218	258	238	714	18	732	1340
33	1381		Cheryl Janky	126	75	147	98	214	459	225	684	Gabriel O Janky	195	20	190	246	201	637	60	697	1096
34	1379		Darrell Richmond	196	19	216	258	194	668	57	725	Raqcael Smith	155	52	188	149	161	498	156	654	1166
35	1378		Kevin Gorman	201	15	236	257	191	684	45	729	Dave Gorman	189	24	169	195	213	577	72	649	1261
36	1373		Nate Olson	200	16	209	202	225	636	48	684	Rodney Meyer	169	40	209	157	203	569	120	689	1205
37	1370		Christine Jones	146	59	220	169	164	553	177	730	Victor Sanders	206	11	177	225	205	607	33	640	1160
38	1367		Rich Dooley	200	16	232	221	168	621	48	669	Karen Dooley	177	34	192	203	201	596	102	698	1217

Shaun's Tournament: Valentine's Team Doubles Feb. 8-17, 2008 @ Stardust Bowl III

39	1364		Trinidad Sanchez	195	20	238	230	224	692	60	752	Hunter Ruebas	176	35	192	161	154	507	105	612	1199
40	1362		Rick Zeller	188	25	205	228	222	655	75	730	Earmon Taylor	181	31	199	182	158	539	93	632	1194
41	1358		Carol Payne	142	62	158	166	202	526	186	712	Linda Scherer	174	36	160	188	190	538	108	646	1064
42	1357		Kevin Sirois	199	16	235	226	246	707	48	755	Jim Meeks	177	34	142	210	148	500	102	602	1207
43	1356		Jerry Brann	231	0	248	236	225	709	0	709	Carol Payne	142	62	154	167	140	461	186	647	1170
44	1343		Jeff O'Neill	200	16	215	194	201	610	48	658	Patty O'Neill	166	43	180	170	206	556	129	685	1166
45	1341		Ted Bukowinski	192	22	210	189	187	586	66	652	Melanie Hagar	194	20	211	229	189	629	60	689	1215
46	1340		Tom Stefanich	216	3	246	192	214	652	9	661	Joe Stefanich	184	28	190	269	136	595	84	679	1247
47	1338		Gabriel O Janky	195	20	218	159	187	564	60	624	Patricia Tucker	124	76	187	144	155	486	228	714	1050
48	1337		Tommy Perry	164	44	142	168	235	545	132	677	Paul Dombrowski	186	27	182	218	179	579	81	660	1124
49	1332		John Isaacs	166	43	163	189	171	523	129	652	Kim Isaacs	138	65	159	158	168	485	195	680	1008
50	1323		Darrell Richmond	196	19	186	237	225	648	57	705	Raqcael Smith	155	52	154	142	166	462	156	618	1110
51	1320		Joey Miller	172	38	194	228	214	636	114	750	Brian Miller	0	0	209	153	208	570	0	570	1206
52	1320		Ken Czaja	203	13	213	195	211	619	39	658	Ryan Czaja	198	17	213	196	202	611	51	662	1230
53	1320		Butch Bodnar	211	7	176	245	226	647	21	668	Tim Bodnar	188	25	183	172	222	577	75	652	1224
54	1320		Matt Margulin	194	20	204	234	180	618	60	678	Tim Isaacs	169	40	156	152	214	522	120	642	1140
55	1319		Christine Jones	146	59	140	239	148	527	177	704	Victor Sanders	206	11	217	204	161	582	33	615	1109
56	1318		Curt Jensen	231	0	194	269	277	740	0	740	Ed Schieve	210	8	162	198	194	554	24	578	1294
57	1317		Shawn Leavy	165	44	193	165	173	531	132	663	Vincent Depisa	182	30	212	171	181	564	90	654	1095
58	1316		Patricia Tucker	124	76	134	139	124	397	228	625	Gabriel J Janky	173	37	175	236	169	580	111	691	977
59	1313		Tom Stefanich	216	3	246	192	214	652	9	661	Dan Karulski	210	8	228	225	175	628	24	652	1280
60	1313		Nick Hernandez	196	19	200	207	190	597	57	654	Mindy Adams	172	38	190	192	163	545	114	659	1142
61	1311		Lisa Gulick	180	32	214	232	177	623	96	719	Mike Miloshoff	228	0	221	200	171	592	0	592	1215
62	1310		Wayne Kullman	213	5	148	268	172	588	15	603	Janet Kulovitz	178	33	223	194	191	608	99	707	1196
63	1309		Delilah Plant	162	46	171	177	194	542	138	680	Ben Bennett	198	17	190	173	215	578	51	629	1120
64	1308		Linda Burch	171	39	222	190	200	612	117	729	Linda Quagliani	156	51	126	128	172	426	153	579	1038
65	1304		Mark Randy Short	167	42	191	181	191	563	126	689	Amy Spradlin	111	87	105	106	143	354	261	615	917
66	1304		Tony Gerenda	163	45	168	193	193	554	135	689	Jeff Podgorny	193	21	192	185	175	552	63	615	1106
67	1303		Bobby Morris	159	48	204	201	167	572	144	716	Tom Kwiat	162	46	144	157	148	449	138	587	1021
68	1302		Ted Bukowinski	192	22	210	189	187	586	66	652	Brett Bukowinski	183	29	191	200	172	563	87	650	1149
69	1302		Allen Jenkins	200	16	193	214	222	629	48	677	Allen Marcus Jenkins	156	51	177	163	132	472	153	625	1101
70	1302		Jeff O'Neill	203	13	223	235	179	637	39	676	Tara Zegaczewski	130	72	134	137	139	410	216	626	1047
71	1299		Tom Stefanich	216	3	246	192	214	652	9	661	Keith Putorek	204	12	168	235	199	602	36	638	1254
72	1298		Harold Huff	209	8	169	243	210	622	24	646	Lanetta Strothers	175	36	205	160	179	544	108	652	1166
73	1290		Keith Putorek	204	12	168	235	199	602	36	638	Dan Karulski	210	8	228	225	175	628	24	652	1230
74	1290		Jim Mangrum	161	47	170	140	154	464	141	605	Linda Quagliani	156	51	205	143	184	532	153	685	996
75	1283		Jeff Podgorny	193	21	162	224	167	553	63	616	Tony Gerenda	169	40	184	174	189	547	120	667	1100
76	1283		Bernard Phillips	196	19	183	188	178	549	57	606	Allen Jenkins	200	16	193	214	222	629	48	677	1178
77	1282		Nick Kerr	198	17	138	168	159	465	51	516	Anthony Perry	147	58	171	247	174	592	174	766	1057

Friday 10:30 pm

Stardust Bowl III

Game 1		Game 2		Game 3		Tournament Bracket - Handicap - #1	
1 Ln=? hcp=52 Sara Ciesielski - 256	Sara Ciesielski - 233	1 Ln=? hcp=52 Raqcael Smith 3 - 240	Laura Gorman-Nagel - 213	Sara Ciesielski - 255		1. Sara Ciesielski \$25	** Finished **
2 Ln=? hcp=25 Rick Zeller 2 - 225	Lanetta Strothers - 196	2 Ln=? hcp=58 Laura Gorman-Nagel - 239	Lanetta Strothers - 196	Kevin Gorman 4 - 220		2. Kevin Gorman 4 \$10	
3 Ln=? hcp=36 Lanetta Strothers - 241	Kevin Gorman 4 - 260	3 Ln=? hcp=8 Ed Scheive - 170	***Harold Huff - 255				
4 Ln=? hcp=15 Kevin Gorman 4 - 230	***Lost the tie	4 Ln=? hcp=8 Harold Huff - 230	Darrell Richmond 3 - 277				
						Tournament Bracket - Handicap - #2	
1 Ln=? hcp=5 Wayne Kullman - 153	Darrell Richmond 3 - 213	1 Ln=? hcp=19 Darrell Richmond 3 - 235	Janet Kulovitz - 227	Darrell Richmond 3 - 213		1. Darrell Richmond 3 \$25	** Finished **
2 Ln=? hcp=11 Victor Sanders 2 - 188	Ted Bukowinski - 211	2 Ln=? hcp=11 Victor Sanders 2 - 188	Ted Bukowinski - 211	Gary Panozzo Jr. - 201		2. Gary Panozzo Jr. \$10	
2 Ln=? hcp=33 Janet Kulovitz - 256	Gary Panozzo Jr. - 268	2 Ln=? hcp=33 Janet Kulovitz - 256	Gary Panozzo Jr. - 268				
3 Ln=? hcp=22 Ted Bukowinski - 232		3 Ln=? hcp=22 Ted Bukowinski - 232					
3 Ln=? hcp=23 Brian Burbach - 187		3 Ln=? hcp=23 Brian Burbach - 187					
4 Ln=? hcp=59 Christine Jones - 199		4 Ln=? hcp=59 Christine Jones - 199					
4 Ln=? hcp=11 Gary Panozzo Jr. - 221		4 Ln=? hcp=11 Gary Panozzo Jr. - 221					
						Tournament Bracket - Handicap - #3	
1 Ln=? hcp=1 Bryan Rakowski - 186	Alicia Strisko - 260	1 Ln=? hcp=37 Alicia Strisko - 245	Kevin Gorman 2 - 251	Alicia Strisko - 228		1. Rick Zeller \$25	** Finished **
1 Ln=? hcp=37 Alicia Strisko - 245	Kevin Gorman 2 - 251	2 Ln=? hcp=15 Kevin Gorman 2 - 260	Rick Zeller - 253	Rick Zeller - 247		2. Alicia Strisko \$10	
2 Ln=? hcp=15 Kevin Gorman 2 - 260	Rick Zeller - 253	2 Ln=? hcp=27 Paul Dombrowski - 209	Rick Zeller - 253				
2 Ln=? hcp=27 Paul Dombrowski - 209	Dan Karulski - 233	3 Ln=? hcp=25 Rick Zeller - 230	Dan Karulski - 233				
3 Ln=? hcp=25 Rick Zeller - 230		3 Ln=? hcp=20 Gabriel O Janky 2 - 210					
3 Ln=? hcp=20 Gabriel O Janky 2 - 210		4 Ln=? hcp=44 Shawn Leavy 3 - 219					
4 Ln=? hcp=44 Shawn Leavy 3 - 219		4 Ln=? hcp=8 Dan Karulski - 236					
4 Ln=? hcp=8 Dan Karulski - 236							
						Tournament Bracket - Handicap - #4	
1 Ln=? hcp=58 Denise Richards - 228	Kevin Gorman 5 - 272	1 Ln=? hcp=15 Kevin Gorman 5 - 251	Bill Piekarski - 304	Bill Piekarski - 254		1. Bill Piekarski \$20	** Finished **
1 Ln=? hcp=15 Kevin Gorman 5 - 251	Bill Piekarski - 304	2 Ln=? hcp=26 Bill Piekarski - 205	Raqcael Smith 2 - 194	Carol Payne 2 - 202		2. Carol Payne 2 \$10	
2 Ln=? hcp=26 Bill Piekarski - 205	Raqcael Smith 2 - 194	2 Lane - BYE	Raqcael Smith 2 - 194				
2 Lane - BYE	Carol Payne 2 - 229	3 Ln=? hcp=52 Raqcael Smith 2 - 206	Carol Payne 2 - 229				
3 Ln=? hcp=52 Raqcael Smith 2 - 206		3 Ln=? hcp=19 Darrell Richmond 2 - 205					
3 Ln=? hcp=19 Darrell Richmond 2 - 205		4 Ln=? hcp=32 Donna Pavlovich - 194					
4 Ln=? hcp=32 Donna Pavlovich - 194		4 Ln=? hcp=62 Carol Payne 2 - 216					
4 Ln=? hcp=62 Carol Payne 2 - 216							

Game 1**Game 2****Game 3****Tournament Bracket - Handicap - #5**

** Finished **

1 Ln=? hcp=40 <i>Tim Issacs - 196</i>	<i>Bill Piekarski 2 - 229</i>	Greg Schmied - 256
1 Ln=? hcp=26 Bill Piekarski 2 - 293	Greg Schmied - 237	
2 Ln=? hcp=37 <i>Gabriel J Janky - 212</i>	<i>Keith Putorek - 247</i>	Brett Bukowinski - 234
2 Ln=? hcp=0 Greg Schmied - 228	Brett Bukowinski - 252	
3 Ln=? hcp=12 Keith Putorek - 180	<i>Keith Putorek - 247</i>	
3 Lane -- <i>BYE</i>	<i>Brett Bukowinski - 252</i>	
4 Ln=? hcp=52 <i>Dina Bremer - 219</i>	Brett Bukowinski - 252	
4 Ln=? hcp=29 Brett Bukowinski - 264		

1. Greg Schmied \$20
2. Brett Bukowinski \$10

Tournament Bracket - Handicap - #6

** Finished **

1 Ln=? hcp=17 <i>Randy Luketich - 198</i>	<i>Cheryl Janky - 173</i>	Christine Jones 2 - 223
1 Ln=? hcp=75 Cheryl Janky - 222	Christine Jones 2 - 228	
2 Ln=? hcp=59 Christine Jones 2 - 279	Bob Kauchak - 275	Bob Kauchak - 207
2 Ln=? hcp=0 <i>Curt Jensen - 194</i>	<i>Harold Huff 2 - 251</i>	
3 Ln=? hcp=28 <i>Joe Stefanich - 218</i>	Bob Kauchak - 275	
3 Ln=? hcp=37 Bob Kauchak - 283	<i>Harold Huff 2 - 251</i>	
4 Ln=? hcp=8 Harold Huff 2 - 177	<i>Harold Huff 2 - 251</i>	
4 Ln=? hcp=32 <i>Jeff Pavlovich - 149</i>		

1. Christine Jones 2 \$25
2. Bob Kauchak \$10

Tournament Bracket - Handicap - #7

** Finished **

1 Ln=? hcp=11 <i>Victor Sanders - 228</i>	Nate Olson 2 - 213	Nate Olson 2 - 283
1 Ln=? hcp=16 Nate Olson 2 - 248	<i>David Siokos - 208</i>	
2 Ln=? hcp=15 David Siokos - 232	<i>Tom Stefanich - 195</i>	Kevin Gorman - 219
2 Lane -- <i>BYE</i>	Kevin Gorman - 219	
3 Ln=? hcp=12 <i>Alex Bodnar - 213</i>	<i>Tom Stefanich - 195</i>	
3 Ln=? hcp=3 Tom Stefanich - 249	Kevin Gorman - 219	
4 Ln=? hcp=6 <i>Jeremy Delby - 187</i>	Kevin Gorman - 219	
4 Ln=? hcp=15 Kevin Gorman - 220		

1. Nate Olson 2 \$20
2. Kevin Gorman \$10

Tournament Bracket - Handicap - #8


** Finished **

1 Ln=? hcp=0 <i>Jason Tripp - 176</i>	<i>Nate Olson - 218</i>	Darrell Richmond - 245
1 Ln=? hcp=16 Nate Olson - 225	Darrell Richmond - 256	
2 Ln=? hcp=19 Darrell Richmond - 244	<i>Kevin Gorman 3 - 206</i>	Tim Strisko - 224
2 Ln=? hcp=7 <i>Butch Bodnar - 183</i>	Tim Strisko - 253	
3 Ln=? hcp=15 Kevin Gorman 3 - 261	<i>Tim Strisko - 224</i>	
3 Ln=? hcp=29 <i>Brett Bukowinski 2 - 220</i>	Tim Strisko - 253	
4 Ln=? hcp=20 Tim Strisko - 223		
4 Lane -- <i>BYE</i>		

1. Darrell Richmond \$20
2. Tim Strisko \$10

Shaun's Tournament

Now At



STARDUST BOWL III

Presents The 4th Annual

Shaun Ciesielski
 Stardust Bowl III
 1330 Sheffield Ave.
 Dyer, IN 46311
 (219) 322-3666
www.BowlStardust.com
MySpace.com/StardustBowl3

Valentine's Team Doubles

Handicap 80% of 220 Per Bowler
NO AVERAGE LIMIT




2 Bowlers Per Team Any Combination

Male & Female, Male & Male, Female & Female

**Tournament Runs February 8th Thru 17th
 With 8 Squads to Choose From**

Friday	February 8 th	@ 10:30pm After League
Saturday	February 9 th	@ 2:30pm
Sunday	February 10 th	@ 10:30am & 1pm
Friday	February 15 th	@ 10:30pm After League
Saturday	February 16 th	@ 2:30pm
Sunday	February 17 th	@ 10:30am & 1pm



HANDICAP PRIZE FUND

1ST \$1,000

2ND \$500

3RD \$300

4TH \$200

5TH \$100

6TH \$80

7TH \$70

8TH \$50

Based on 80 - \$50 Team Entries
 1 in 10 Teams Cash

SCRATCH PRIZE FUND

1ST \$100

2ND \$60

Based on 80 - \$50 Team Entries
 1 In 35 Teams Cash

.....
\$AVE MONEY! Sign up Early & Bowl Multiple Times

- Early Bird Pre-Pay until February 6th = \$50/Team or \$25/Person
 - Pre-Pay BEFORE Day of Squad (Feb. 7-16) = \$60/Team or \$30/Person
 - Walk In Day of Tournament = \$70/Team or \$35/Person
 - Special Re-Entry w/Same or Different Partner = \$20/Person
- Cash once with the same partner, or cash many time with multiple partners!

OPTIONAL SIDE POTS

<p><u>BRACKETS</u></p> <p>\$5 Scratch & \$5 Handicap</p> <p>1 on 1 Single Elimination, like NCAA</p> <p>Each Bracket Pays 1st \$25, 2nd \$10</p> <p>Enter as many as you want @ \$5 each</p>	<p><u>SURVIVAL</u></p> <p>\$8 Cover Scratch & Handicap</p> <p>Game 1, 1/3 cut, Top third move on</p> <p>Bottom third are out. Game 2, cut half</p> <p>Top half move on, bottom are out.</p> <p>Pays multiple spots depending on entries.</p>	<p><u>MYSTERY</u></p> <p>\$2 To Enter</p> <p>2nd Game ONLY</p> <p>Scratch Score</p>
--	--	--

Tournament Bracket

\$5 entry per squad bowled

All squad of bowlers will be combined and shuffled randomly by the computer generating the Brackets. If you bowl more than once, it is possible to bowl against yourself in the other squads you bowl. 1st \$25 2nd \$10





Valentine's Team Doubles Tournament February 8th – 17th

8 Squads to Choose From!


Pick the Squad you want to Bowl: Fri. February 8 @ 10:30pm Sat. February 9 @ 2:30pm Sun February 10 @ 10:30am & 1pm
Fri. February 15 @ 10:30pm After League Sat. February 16 @ 2:30pm Sun. February 17 @ 10:30am or 1pm

Limited Lanes on some dates, Sign up Early. **SAVE Money by Bowling Multiple Squads with Different Partners**

RULES:

1. Bowl 3 Games of Regular Bowling using you and a Partners 3 Game Score
2. Open to Men and Women. Youth bowlers will be allowed to bowl, but **ALL PRIZE MONEY WILL BE CONVERTED INTO SCHOLARSHIP MONEY THROUGH THE USBC S.M.A.R.T. PROGRAM.** If a youth bowler fails to notify the tournament staff of their youth status, they will be disqualified, forfeit ALL prize money, and be turned into the USBC.
3. Handicap is Based on 80% of 220 Per Bowler
4. Must use the highest book average from the 2006-2007 bowling season. Averages are printed on your USBC Card and are posted on bowl.com. If no average for the previous season, you must go back and take the highest average that is shown on bowl.com with 21 game or more going back to 1997-1998. If no average exists, you must take your current high average for the 2007-2008 season with 21 games or more. Please bring in a current league standing sheet for verification .If no average exists on bowl.com, you will bowl scratch.
5. **Entry Fee:** Early Bird Pre-Pay by 11:00pm on Wednesday February 6th = **\$50 per team or \$25 per person**, Pre-Pay by the Day BEFORE Squad from Feb. 7th-17th = **\$60 per team or \$30 per person**, Walk In the Day of Tournament Entries = **\$70 per team or \$35 per Person**. You may Re-Enter as many times for **\$20 per person**, cash only once with the same partner, but cash as many times with multiple partners!

6. Entry Fee Breakdown per person:	\$20	or	\$25	or	\$30	or	\$35
Prize Fund-	\$10		\$15		\$20		\$20
Scratch Prize Fund-	\$1		\$1		\$1		\$1
Linage-	\$7		\$7		\$7		\$7
Expenses-	\$2		\$2		\$2		\$7
Totals-	\$20	or	\$25	or	\$30	or	\$35



Estimated Team Handicap Prize Fund		Estimated Team Scratch Prize Fund	
1 st \$1,000	6 th \$80	1 st \$100	
2 nd \$500	7 th \$70	2 nd \$60	
3 rd \$300	8 th \$50		
4 th \$200			
5 th \$100			

Based on 80 - \$50 team entries
1 in 10 Teams Cash

Based on 80 - \$50 team entries
1 in 40 Teams Cash

Prize fund will go up or down depending on the final number of paid entries

7. Optional side pots will be available during all squads. \$5 Scratch and \$5 Handicap Brackets, \$8 Survival (covers both scratch and handicap), \$2 Mystery Pot 2nd Game only scratch score. \$5 Tournament Bracket
8. This is not a sanctioned Tournament, but ALL USBC rules apply *except* bowling opposite handed. If you have a left and right handed average, you must use the higher of the two unless there is a visible injury that prevents from using that hand
9. Tournament Payout will be done within 1 week of the last squad date or sooner depending on the time it takes to verify averages and double check score entry. If you cash, we will call you to let you know how to collect your prize money. Final standings will be posted in the bowling center as well as on www.BowlStardust.com.
10. Tournament Director has the right to re-rate bowlers averages and refuse entries. All decisions made final by the Tournament Director.

Name: _____ Partner: _____

Address: _____ City/State/Zip: _____

Phone: _____ Email: _____

Book Avg. 2006-2007: _____ Bowling Center: _____ USBC Card #: _____

Circle your Bowling Day and Time: _____ Have you bowled in Shaun's Tournament before? Y or N

Fri. 2/8 @ 10:30pm after league Sat. 2/9 @ 2:30pm Sun. 2/10 @ 10:30am & 1pm

Fri. 2/15 @ 10:30pm after league Sat. 2/16 @ 2:30pm Sun. 2/17 @ 10:30am or 1pm

Circle Entry Fee: \$50 Early Bird Pre-Pay by 2/6 \$60 Pre-Pay Day BEFORE Squad \$70 Day of Tournament \$20 per person Re-Entry

Tournament Bracket Pre-Pay \$5 Amount Paid: _____ Date Paid: _____ Employee initial: _____