

Stardust Bowl

Thanks for bowling with us! We hope to see you next season!

President: Mary Ritter is on Lane 26

Secretary/Treasurer: Elaine Butynski is on Lane 26

Send us a Friend Request on www.MySpace.com/StardustBowl3

League Standing Sheets are on www.BowlStardust.com Sign up for Email Alerts

~Join our Email List! Get League updates, Open Bowl Specials & Coupons!

===== H O U S E J A C K P O T S =====

~High Roller Jackpot. You Bowl It, You Win a % of the Jackpot!

270-279 = 10% 280-289 = 15% 290-299 = 25% ~300~ = 50%

~Strike Lotto \$1 to Enter at the Front Desk. 180 & Under - 181 & Over

~\$5.00 Brackets at the Front Desk, Bowl ONLY Against Bowlers in Your League

===== U P C O M I N G T O U R N A M E N T S =====

~8 Is Enough 8 Pin No Tap April 18-26

~King of the Hill Friday's March 27 - May 1 @ 10:45pm

~Are you on www.BowlStardust.com? Bowler of the Year Tournament May 8 & 15

~*NEW* 40 Frame Game Tournament: May 16 - August 16 Bowl Any Day, Any Time!

===== S U M M E R L E A G U E S =====

Sun: White Sox Adult Mixed & Cubs Adult Mixed w/World Series Roll off 8/16

Mon: GameStop Video Game Card Leagues: 12pm Kids, 3pm Teens, 7pm 17+ Adults

Tues: Tools to Bowl Equipment League

Wed: King/Queen Triples, Scholarship Triples

Thurs: Youth/Adult & Thursday Stars Ladies League

Fri: Video Game GameStop Gift Card Leagues. 10:30am Kids, 12:00pm Teens

Send us a Friend Request on www.MySpace.com/StardustBowl3

Team Standings

Place	Lane	#	Team Name	Points Won	Points Lost	%Won	Scratch Pins	Pins plus High Handicap	HDCP Game	High Sers	HDCP Sers	Year-To-Date WON	Y-T-D LOST	Y-T-D %WON
1	22	6	#6	144	73	66.4	65234	87299	837 1065	2373	3057	144	73	66.3
2	26	5	MUNSTER DONUT	141	76	65.0	64610	87425	855 1076	2364	3027	141	76	65.0
3	23	3	MOPP'S TOPS	128	89	59.0	66173	87668	848 1081	2460	3105	128	89	59.0
4	21	1	#1	119	98	54.8	54097	83683	707 1033	1989	2923	119	98	54.8
5	25	4	Capital Appraisal	95	115	45.2	53620	82552	699 1005	1942	2878	95	115	45.2
6	24	2	BYE	10	200		0	0	0 0	0	0	10	200	4.8

Results of Last Week's Bowling.....

Lanes	Team Name	-1-	-2-	-3-	HDCP Total	Last Wk WON	Team Name	-1-	-2-	-3-	HDCP Total	Last Wk WON
21-22	#6	1014	960	912	2886	5	MUNSTER DONUT	939	945	972	2856	2
23-24	MOPP'S TOPS	916	924	975	2815	2	#1	938	966	952	2856	5
25-26	Capital Appraisal	931	967	934	2832	0	BYE	0	0	0	0	0

Thanks for bowling! We hope you had a good time. See you next season!

Individual High Averages

174.96	Karen Summers	161.58	Dolly Cada	157.06	Rose Ceperich	154.09	Patti Courson	153.63	Jerie Chromchik
153.58	Mary Sieracki	149.49	Elaine Butynski	146.52	Nicole Ritter	144.27	Mary Ritter	140.14	Marlene Veldka

Season High Scores

Team Scratch Game	Team Scratch Series	Team Handicap Game	Team Handicap Series
855 MUNSTER DONUT	2460 MOPP'S TOPS	1081 MOPP'S TOPS	3105 MOPP'S TOPS
848 MOPP'S TOPS	2373 #6	1076 MUNSTER DONUT	3057 #6
837 #6	2364 MUNSTER DONUT	1065 #6	3027 MUNSTER DON

Bowlers must have a minimum of 62 games to be eligible for any league award.

Scratch Game	Scratch Series	Handicap Game	Handicap Series
245 Dolly Cada	659 Karen Summers	272 Patti Sopata	725 Patti Sopata
243 Karen Summers	578 Patti Sopata	271 Dolly Cada	707 Christi Kordeck
233 Patti Courson	571 Patti Courson	268 Patti Courson	704 Karen Summers
223 Patti Sopata	569 Dolly Cada	261 Christi Kordeck	703 Kathi Hernandez
211 Rose Ceperich	558 Rose Ceperich	261 Kathi Hernandez	685 Mary Ritter

Most Improved Average

Stardust Bowl

Thanks for bowling with us! We hope to see you next season!

Most Improved average 145 to 154.09 = +9.09 Patti Courson Most Improved average 124 to 132.49 = +8.49 Christi Kordeck Most Improved average 168 to 174.96 = +6.96 Karen Summers

Last Week's Top Scores

Team Scratch Game

789 #6
764 MOPP'S TOPS
754 MUNSTER DONUT

Scratch Game

243 Karen Summers
191 Mary Sieracki
186 Mary Ritter
183 Dolly Cada
181 Carolyn Grabowski

Team Scratch Series

2211 #6
2202 MUNSTER DONUT
2182 MOPP'S TOPS

Scratch Series

659 Karen Summers
518 Dolly Cada
513 Mary Ritter
504 Jerie Chromchik
504 Mary Sieracki

Team Handicap Game

1014 #6
975 MOPP'S TOPS
972 MUNSTER DONUT

Handicap Game

258 Karen Summers
232 Carolyn Grabowski
228 Mary Ritter
224 Mary Sieracki
215 Rosie Rodriguez

Team Handicap Series

2886 #6
2856 #1
2856 MUNSTER DON

Handicap Series

704 Karen Summers
639 Mary Ritter
611 Carolyn Grabowski
606 Nicole Ritter
603 Jerie Chromchik
603 Mary Sieracki

Team Rosters

Name	True Average	HDCP	Pins	Gms	-1-	-2-	-3-	Total	HDCP Total	High Game	HDCP High Game	High Sers	HDCP Sers	To Raise Avg +1	To Drop Avg -1	250's	700's	Most Improved Ave +/-
1 - #1 Lane 21 HDCP=324 Ave=588																		
Karen Summers	174.96	14	15746	90	243	228	188	659	704	243	258	659	704	529	435	--	--	168 +6.96
vacancy	120.00	63	240	2v120v120v120	360	549	120	183	120	183	365	359	--	--	--	--		
Rosie Rodriguez	87.82	92	7289	83	85	70	123	278	554	123	224	321	618	279	192	--	--	85 +2.82
Ivy Mincy	84.56	95	6511	77			0	0	150	249	329	640	289	208	--	--	78 +6.56	
Carol Martin	123.58	60	1483	12	81	139	112	332	500	158	208	403	570	377	361	--	--	
VAC	63	0	0v120v120v120	360	549	0	0				0					--	--	
2 - BYE Lane 24 HDCP=0 Ave=0																		
3 - MOPP'S TOPS Lane 23 HDCP=215 Ave=709																		
Patti Courson	154.09	32	13406	87	135	124	169	428	524	233	268	571	670	544	453	--	--	145 +9.09
Rose Ceperich	157.06	29	13664	87	158	138	160	456	543	211	249	558	672	556	465	--	--	161 -3.94
Mary Sieracki	153.58	33	14283	93	154	191	159	504	603	201	235	554	665	501	404	--	--	154 -0.42
Kathi Hernandez	130.11	54	12100	93	138	140	156	434	596	201	261	523	703	476	379	--	--	131 -0.89
MaryAnn Evans	115.56	67	1040	9			0	0	164	245	441	684	352	339	--	--		
VACANT	63	0	0v120v120v120	360	549	0	0				0					--	--	
4 - Capital Appraisal Lane 25 HDCP=315 Ave=597																		
Linda Jensen	117.13	65	8082	69	120	144	136	400	598	146	224	415	616	414	341	--	--	114 +3.13
Desiree Mavrer	86.68	93	5721	66	74	74	81	229	505	134	228	372	654	282	212	--	--	84 +2.68
Andrea Gronwold	131.45	53	11042	84	157	142	124	423	582	170	220	445	598	442	354	--	--	131 +0.45
Nicole Ritter	146.52	39	12601	86	170	162	154	486	606	193	237	523	643	482	392	--	--	148 -1.48
Gina Abernathy	117.28	65	4574	39	94	129	123	346	541	177	240	393	579	382	339	--	--	
Pam Eckard	124.33	59	1492	12			0	0	147	202	385	559	383	367	--	--	140 -15.67	
5 - MUNSTER DONUT Lane 26 HDCP=217 Ave=706																		
Patti Sopata	137.64	47	12388	90	154	140	125	419	560	223	272	578	725	446	352	--	--	139 -1.36
Jo Ellen Aleksandrovich	136.65	48	11479	84	136	138	125	399	543	192	241	524	671	440	352	--	--	131 +5.65
Marlene Veldkamp	140.14	45	13033	93	134	137	160	431	566	188	230	508	643	503	406	--	--	140 +0.14
Mary Ritter	144.27	41	12984	90	170	157	186	513	639	191	240	523	685	501	407	--	--	143 +1.27
Elaine Butynski	149.49	36	11212	75	127	155	158	440	548	192	231	525	642	488	409	--	--	149 +0.49
Angela Falaschetti	76.08	102	913	12			0	0	122	224	259	592	242	226	--	--		
6 - #6 Lane 22 HDCP=225 Ave=699																		
Christi Kordeck	132.49	52	11924	90	144	136	91	371	527	203	261	548	707	445	351	--	--	124 +8.49
Carolyn Grabowski	133.89	51	12050	90	181	135	142	458	611	183	236	480	636	412	318	--	--	137 -3.11
Dolly Cada	161.58	26	15027	93	179	183	156	518	596	245	271	569	650	525	428	--	--	158 +3.58
Jerie Chromchik	153.63	33	14288	93	165	161	178	504	603	198	234	519	633	496	399	--	--	158 -4.37
VACANT	63	0	0v120v120v120	360	549	0	0				0					--	--	

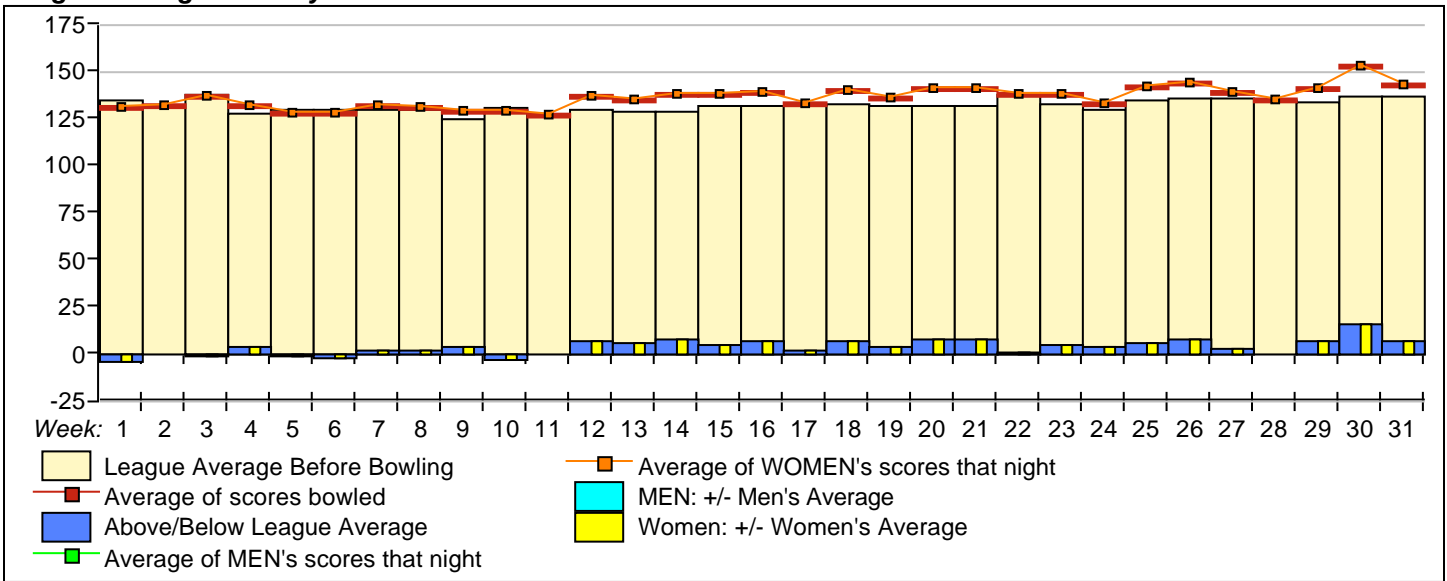
Temporary Substitutes

Name	True Average	HDCP	Pins	Gms	-1-	-2-	-3-	Total	HDCP Total	High Game	HDCP High Game	High Sers	HDCP Sers	To Raise Avg +1	To Drop Avg -1	250's	700's	Most Improved Ave +/-
Marguerite Derwin	143.00	42	429	3			0	0	174	216	429	555	435	428	--	--	125 +18.00	
Imelda Morado	102.67	79	308	3			0	0	110	189	308	545	310	303	--	--		
Karyn Smith	141.67	44	425	3			0	0	148	192	425	557	427	420	--	--		
Cathy Soczyk	126.67	57	760	6			0	0	166	215	407	554	383	373	--	--	134 -7.33	
Carmen Talavera	150.10	36	4503	30			0	0	191	230	536	653	480	446	--	--		

Stardust Bowl

Thanks for bowling with us! We hope to see you next season!

League Average Week-by-Week




Stardust Bowl

Thanks for bowling with us! We hope to see you next season!

Association Awards Earned Last Week

Name	ID Number	Award Average	G1	G2	G3	Series	Award Score	Award Received
Karen Summers	____-_____	173	243	228	188	659	659	140 Pins Over Series (USBC Awards)



Stardust Bowl**Thanks for bowling with us! We hope to see you next season!****** Last Week's High Scores for Immediate Release ****

<u>Scratch Game</u>	<u>Scratch Game</u>	<u>Scratch Series</u>	<u>Scratch Series</u>
243 Karen Summers	170 Mary Ritter	659 Karen Summers	431 Marlene Veldkamp
228 Karen Summers	169 Patti Courson	518 Dolly Cada	428 Patti Courson
191 Mary Sieracki	165 Jerie Chromchik	513 Mary Ritter	423 Andrea Gronwold
188 Karen Summers	162 Nicole Ritter	504 Jerie Chromchik	419 Patti Sopata
186 Mary Ritter	161 Jerie Chromchik	504 Mary Sieracki	400 Linda Jensen
183 Dolly Cada	160 Marlene Veldkamp	486 Nicole Ritter	399 Jo Ellen Aleksandrovi
181 Carolyn Grabowski	160 Rose Ceperich	458 Carolyn Grabowski	371 Christi Kordeck
179 Dolly Cada	159 Mary Sieracki	456 Rose Ceperich	346 Gina Abernathy
178 Jerie Chromchik	158 Elaine Butynski	440 Elaine Butynski	332 Carol Martin
170 Nicole Ritter	158 Rose Ceperich	434 Kathi Hernandez	278 Rosie Rodriguez

STARDUST BOWL III

Stardust Bowl

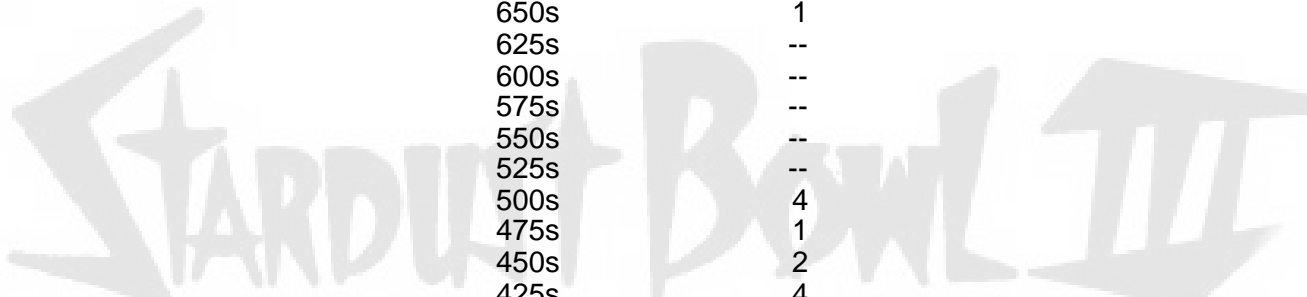
Thanks for bowling with us! We hope to see you next season!

This Week's Statistics

Women

How many people bowled	21
Number of games bowled	63
Actual average of week's scores	143.30
How many games above average	43
How many games below average	19
Pins above/below average per game	7.11
How many people raised average	13
by this amount	0.53
how many people went down	8
by this amount	-0.76
League average before bowling	136.63
League average after bowling	136.67
Change in league average	0.04

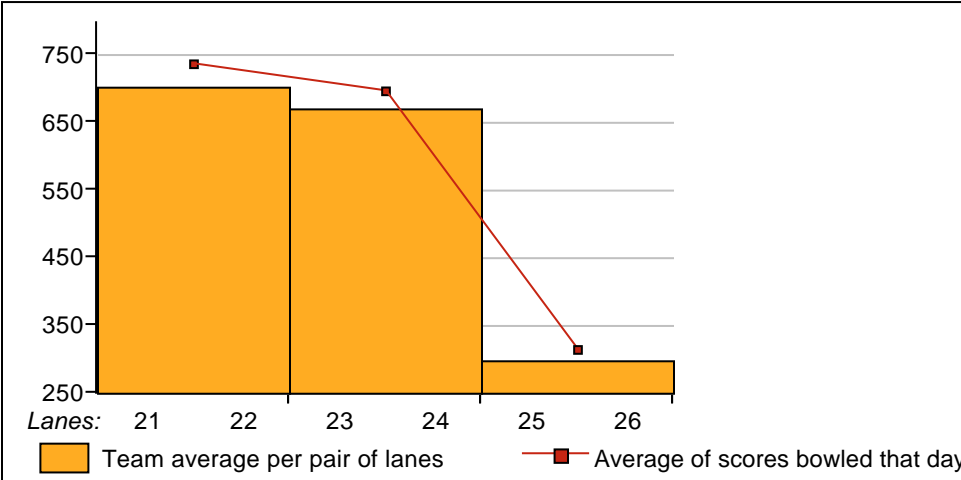
800s	--
775s	--
750s	--
725s	--
700s	--
675s	--
650s	1
625s	--
600s	--
575s	--
550s	--
525s	--
500s	4
475s	1
450s	2
425s	4
400s	3
below 400	6
300s	--
275s	--
250s	--
225s	2
200s	--
175s	7
150s	19
125s	21
100s	6
below 100	8



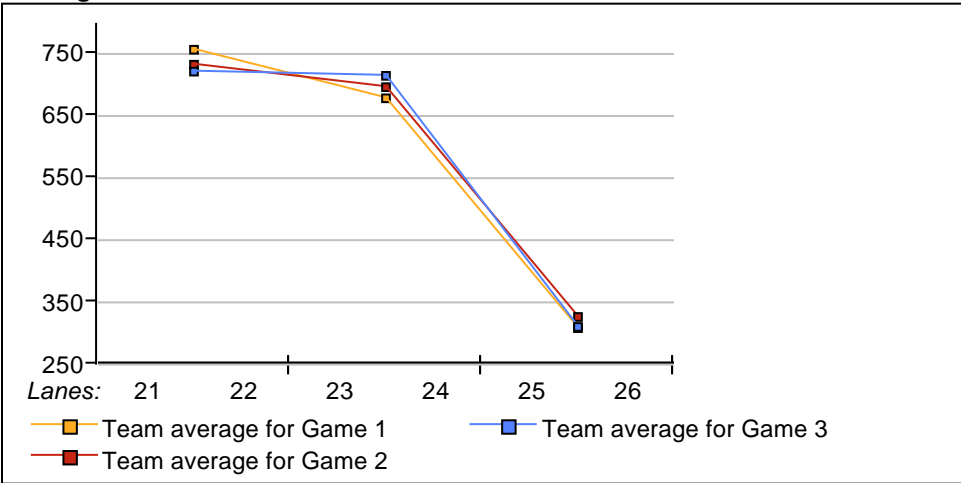
Stardust Bowl

Thanks for bowling with us! We hope to see you next season!

Team Average vs Ave of Scores



Average of Scores for Each Game



Amount Over/Under Team Average

